

# ADOPTED CAPITAL IMPROVEMENT PLAN

Fiscal Years  
2025/26•2026/27



CITY OF  
MORENO VALLEY  
CALIFORNIA





CITY COUNCIL

Ulises Cabrera  
MAYOR

Elena Baca-Santa Cruz  
MAYOR PRO TEM


Edward A. Delgado  
COUNCIL MEMBER

Erlan Gonzalez  
COUNCIL MEMBER

Cheylynda Barnard  
COUNCIL MEMBER


ADMINISTRATION

Brian Mohan  
CITY MANAGER



PREPARED BY  
THE FINANCIAL & MANAGEMENT SERVICES DEPARTMENT  
AND  
PUBLIC WORKS DEPARTMENT

14177 Frederick Street Moreno Valley, CA 92552-0805  
951.413.3130 | moval.org



THIS PAGE INTENTIONALLY LEFT BLANK









# TABLE OF CONTENTS

CAPITAL IMPROVEMENT PLAN 2025/26 • 2026/27 / CITY OF MORENO VALLEY

## INTRODUCTION


City Manager’s Message .....	11
Capital Improvement Plan Overview .....	21

## PROJECT DETAILS BY CATEGORY

Streets and Highways .....	37
Bridges .....	71
Buildings .....	79
Drainage .....	99
Electric Utility .....	111
Landscaping .....	141
Parks .....	147
Traffic Signals .....	173
Underground Utilities .....	191
Other .....	197

## APPENDICES

FYs 2025/26 & 2026/27 Projects Listed by Category .....	207
FYs 2025/26 & 2026/27 Projects Listed by Fund .....	217
Unfunded Projects .....	233
Completed Projects .....	491
Deleted Projects .....	521
Glossaries .....	555
Index .....	569



THIS PAGE INTENTIONALLY LEFT BLANK





# INTRODUCTION

CAPITAL IMPROVEMENT PLAN 2025/26 • 2026/27 / CITY OF MORENO VALLEY







# CITY MANAGER'S MESSAGE

CAPITAL IMPROVEMENT PLAN 2025/26 • 2026/27 / CITY OF MORENO VALLEY





To: Honorable Mayor, Mayor Pro Tem, Members of the City Council, and Residents of Moreno Valley

## INTRODUCTION

On behalf of the City of Moreno Valley staff, I am pleased to transmit the Fiscal Year (FY) 2025/26 & FY 2026/27 Capital Improvement Plan (CIP). You will find this CIP has been developed with a thoughtful balance between the infrastructure needs of the community and the City's financial capacity.

In March 2023, the City Council approved the continued use of *Momentum MoVal*, Moreno Valley's first strategic plan, originally adopted in August 2016. One of the six critical priorities identified by our community stakeholders and adopted by the City Council includes addressing our infrastructure needs:

Infrastructure: Manage and maximize Moreno Valley's public infrastructure to ensure an excellent quality of life, develop and implement innovative, cost effective infrastructure maintenance programs, public facilities management strategies, and capital improvement programming and project delivery.

–*Momentum MoVal*

City staff identifies the community's capital needs for each fiscal year, evaluates anticipated funding availability, and presents a proposed CIP for the City Council's consideration and direction to staff. Capital planning represents an ongoing investment in the City's future to ensure the timely repair and replacement of aging infrastructure, and the implementation of priorities to meet the demands of our community.

The document includes recommended improvements and new budget requests, which require Council approval to move forward on the FYs 2025/26 & 2026/27 program years. It also includes expenditure estimates for future projects, which are currently unfunded. The new budget requests for FYs 2025/26 & 2026/27 are summarized by category as depicted in Table 1 and Figure 1:

**FYs 2025/26 & 2026/27 Capital Budget Category Overview**

Category	FY 2025/26 New Request	FY 2026/27 New Request	Total
801 - Streets and Highways	\$ 15,195,000	\$ 9,595,000	\$ 24,790,000
802 - Bridges	\$ 1,310,000	\$ 10,000	\$ 1,320,000
803 - Buildings	\$ 6,400,000	\$ 50,000	\$ 6,450,000
804 - Drainage	\$ 390,000	\$ 390,000	\$ 780,000
805 - Electric Utility	\$ 24,818,501	\$ 26,292,500	\$ 51,111,001
806 - Landscaping	\$ 1,830,000	\$ 1,825,000	\$ 3,655,000
807 - Parks	\$ 1,894,000	\$ 3,970,000	\$ 5,864,000
808 - Traffic Signals	\$ 3,517,000	\$ 1,370,000	\$ 4,887,000
809 - Underground Utilities	\$ -	\$ -	\$ -
810 - Other	\$ 500,000	\$ 500,000	\$ 1,000,000
<b>Total</b>	<b>\$ 55,854,501</b>	<b>\$ 44,002,500</b>	<b>\$ 99,857,001</b>

Table 1

**FYs 2025/26 & 2026/27 Capital Budget Category Overview**

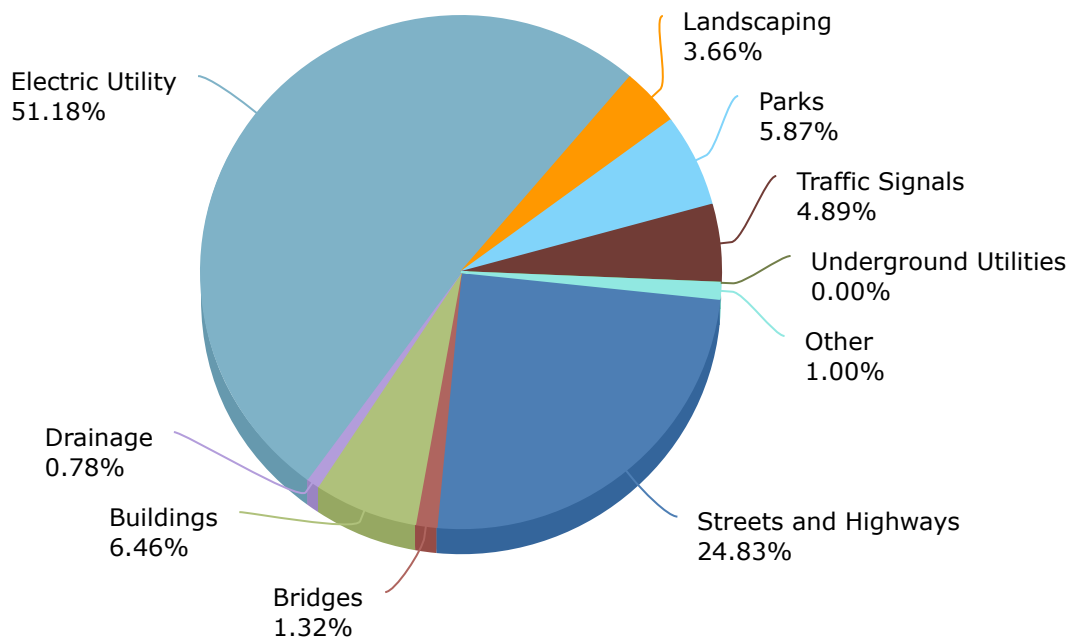


Figure 1



The CIP identifies projects required through the ultimate build-out of the City, which includes approximately \$2.2 billion for 267 projects to improve and maintain the City’s infrastructure. The CIP includes approximately \$64.9 million in fully funded projects and \$373.6 million in partially funded projects. The category with the most projects is streets and highways. A significant portion of this category is funded by restricted funds and/or through one-time grants. This allows the City to prioritize street maintenance needs as funds are available.

This document includes a detailed project sheet for each capital project. The purpose of the detail sheets is to provide a summary view of each project in the CIP, including a project description, justification, expenditure, future annual operating and maintenance costs, and project location map, among other detailed information.

This document is published every two years to include new capital projects and is adopted in coordination with the City’s two-year budget cycle. With each revision, unless otherwise directed by the City Council, previously approved projects remain and are carried over as part of the document until the project or designated project phase is complete. The CIP also includes information about completed projects (a total of 27 projects in the past two years) and deleted projects with applicable justifications for removal.

As a component of the City’s budget adopted by the City Council, the CIP was presented to the Planning Commission on April 24, 2025 and was found to be in conformance with the City’s General Plan.

### CAPITAL BUDGET OVERVIEW

The FYs 2025/26 & 2026/27 CIP budget includes \$99.8 million in new capital requests. Figure 2 provides a summary of appropriations for capital projects by funding source.

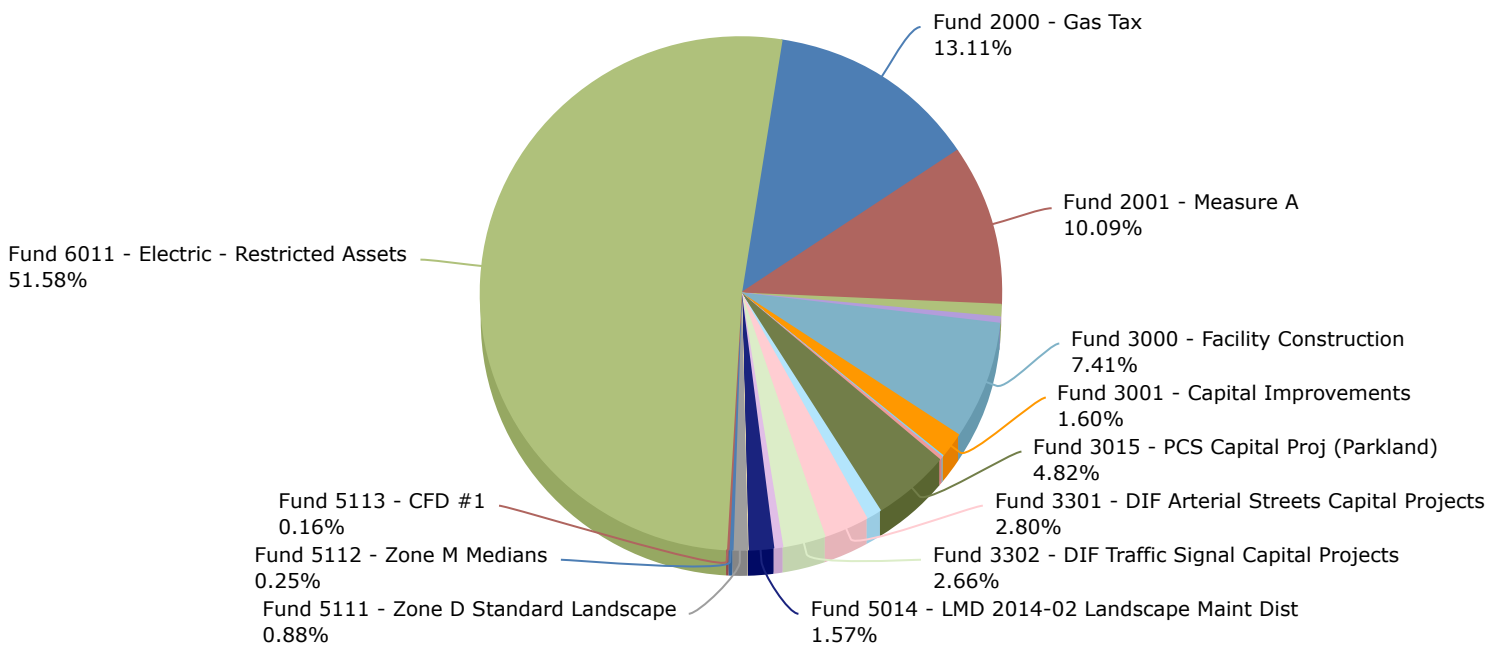


Figure 2

## CAPITAL IMPROVEMENT PLAN HIGHLIGHTS

Highlights of the capital improvement projects presented to City Council are listed below.

### Highlights of New Projects

- Corporate Yard Office Building F: This project will construct a new building, approximately 6,000 square feet in size, on the City Corporate Yard property next to the existing Administration Building. The new building will provide additional conference and training spaces as well as essential amenities. The Corporate Yard houses Team Members from the Public Works (PWD) and the Parks and Community Services (PCS) Departments. Three divisions comprise the facility's primary daily population: the PWD Maintenance and Operations Division, the PCS Parks and Landscape Services Division, and the PWD Fleet and Facilities Maintenance Division.
- Moreno Master Drainage Plan Line K and Reche Canyon Debris Basin: This project will provide flood and debris flow protection for residential homes and arterial streets within this disadvantaged community via the construction of a new debris basin adjacent to Reche Canyon Drive/Locust Avenue. This project will also install approximately 7,000 linear feet of storm drain from the new Reche Canyon Debris Basin, along Locust Avenue, Moreno Beach Drive, Ironwood Avenue and discharging to a District flooding easement located South of Ironwood Avenue. This project receives federal grant funding to combine with master drain plan fees to cover the project total costs.
- Steeplechase Drive Reconstruction / Ironwood Avenue to Kalmia Avenue: This project will provide the reconstruction of Steeplechase Drive pavement and median from Ironwood Avenue to Kalmia Avenue, as well as new curb and gutter on both sides of the road to enhance drainage. The new median landscape for this road is included in the scope of work. This project will also widen the north side of Ironwood Avenue from Vista de Cerros Drive to Lasselle Streets to include sidewalk and associated street improvements.
- Sunnymead Master Drainage Plan Storm Drain Line H: This project will install approximately 400 linear feet of concrete box culvert to replace an unimproved natural channel; installation of approximately 365 linear feet of triple concrete box culvert to replace an existing 6 foot by 4 foot culvert; and construction of approximately 240 linear feet wall height extension along an existing trapezoidal channel in the vicinity of the Sunnymead Boulevard and Indian Street intersection. The proposed improvements will increase the stormwater conveyance system capacity from a 10-year storm event to a 100-year design flow capacity to reduce street flooding, control debris and provide flood protection to Sunnymead Boulevard at Indian Street and surrounding areas. This project receives federal grant funding to combine with master drain plan fees to cover the project total costs.

### Highlights of Previously Approved / In Progress Projects

- Bayside Park Concrete and Hardscape Repairs: This project will repair existing damaged concrete and hardscape walkways.
- Citywide Pavement Rehabilitation Program: This project provides both pavement preventative and corrective work for a number of arterial, collector, and local street segments citywide. The preventative work (e.g. crack seal and slurry seal) and corrective work (e.g. local repairs and surface replacement) will help preserve and extend the useful life of the City's largest asset at the lowest cost. The project also includes the installation of traffic signal video detector cameras to replace detector loops at several intersections, repairs of roadway shoulders, reestablishment of traffic striping, and other related street improvements.

- Iris Avenue Corridor Safety Improvements / Heacock Street to Nason Street: This project will replace faded signal backplates with yellow retroreflective borders for better visibility, refreshing pavement markings, striping, and signage. The project will also update signal timing plans to improve overall pedestrian safety. The project will improve the overall safety in the corridor by implementing measures to reduce vehicular and pedestrian collisions. Funding is provided by the Caltrans Highway Safety Improvement Program (HSIP) and matched by the City.
- Moreno Valley Senior Center Expansion: This project would add more floor space to the existing building and allow the Senior Center to offer more programs, classes, and social events and activities for senior patrons. The current building floor area of the Senior Center is roughly at 15,000 square feet, and the proposed expansion would add an additional 4,000 square feet floor area or about 26% capacity increase.
- Overnight Intersection Visibility Systemic Safety Improvements: This project will install additional lighting, striping, and pavement markings as well as replacing faded signal backplates with yellow retroreflective borders for better visibility at fifteen (15) signalized intersections. This project will improve overall roadway safety by implementing measures to reduce vehicular and pedestrian collisions, particularly during nighttime. Funding is provided by the Caltrans Highway Safety Improvement Program (HSIP) and matched by the City.
- Perris Boulevard Signalized Intersection Safety Improvements: This project will replace faded signal backplates with yellow retroreflective borders for better visibility, install advanced stop bars with upgraded crosswalk markings, and update signal timing plans to improve overall pedestrian safety. A total of sixteen (16) intersections will receive enhanced safety improvements. This project will improve the overall safety on Perris Boulevard by implementing measures to reduce vehicular and pedestrian collisions. Funding is provided by the Caltrans Highway Safety Improvement Program (HSIP) and matched by the City.
- Pump Track at Morrison Park: This project will provide a pump track at Morrison Park. A pump track bicycle-riding course is a looped sequence of banked turns that are designed to be ridden by riders “pumping” and generating momentum by up and down body movements rather than pedaling. This project will include an adaptive park feature to allow very young riders to participate and will bring a new and unique experience to Moreno Valley, for use by all ages and skill levels, and for regional/national competitions.
- SR-60/World Logistics Center Parkway Interchange Improvements: This project is to improve existing interchange geometrics including increasing bridge height to meet Caltrans standards; enhance freeway access and regional goods movement; provide pedestrian crossing bridge, improve traffic operations to support the forecast travel demand for the future years; and accommodate a multimodal facility.
- SR-60/Redlands Boulevard Interchange Improvements: This project is to provide various improvements for the existing interchanges that include enhanced geometrics with new bridge height to meet vertical clearance standards; enhanced freeway access and regional goods movements; improved traffic operations to support the forecast traffic demand for future growth of the City and the region; and a multimodal facility that has harmony with the community and preserves the value of the area.
- The Police Station Evidence Room and Lockers Improvements: This project improves the security of evidence processing and enhances the safety of evidence handling. The project includes the installation of contemporary safety lockers sized for efficiency, improved evidence-handling workspaces for enhanced workplace safety, and improvements to ventilation to reduce exposure to overwhelming odors and other potential airborne hazards.

- Traffic Signal Upgrades: This project will improve traffic signal hardware including lenses, back plates with retroreflective borders, mounting size, and other components at fifty (50) citywide intersections. The project will upgrade traffic signal equipment to maintain compliance with Federal and State Standards, to respond to requests from constituents, and to ensure functionality of the City's traffic signal system. Funding is provided by the Caltrans Highway Safety Improvement Program (HSIP) and matched by the City.

## CONCLUSION

Moreno Valley is a dynamic city that continues to place high demands for capital improvements. The CIP, a “living document” that serves as a planning guide, can be adjusted as existing projects change and new needs and priorities arise. The CIP will be reviewed with Council on a quarterly basis to memorialize these changes. This comprehensive CIP describes approximately \$2.4 billion in capital projects through the build-out of the City. Staff will continue to pursue funding alternatives and identify priorities for Council’s consideration in order to deliver projects that meet the needs of the City and the region.

In closing, I would like to express my sincere appreciation to all City Departments for their help in preparing this complex and dynamic document. Preparing the CIP document is really a team effort. The City’s previous CIP document received the Capital Budget Excellence Award from the California Society of Municipal Finance Officers and we believe our new CIP budget will be successful for this award again.

### Capital Improvement Plan Preparation Team

Sean Kelleher, Assistant City Manager (Development)  
Launa Jimenez, Assistant City Manager (Administration)  
Dena Heald, Chief Financial Officer / City Treasurer  
Melissa Walker, PE, Public Works Director / City Engineer  
Harold Zamora, PE, Engineering Division Manager / Assistant City Engineer  
Natalia Lopez, Financial Resources Division Manager  
Quang Nguyen, PE, Capital Projects Principal Engineer  
Robert Silva, Applications and Database Administrator  
Larry Jaime, Senior Graphics Designer  
Andrew Palacios, Assistant Engineer  
Dannette Fortin, Management Assistant  
Alma Esquivel, Management Aide

Respectfully Submitted,



Brian Mohan  
City Manager





The California Society of Municipal Finance Officers (CSMFO) presented the *Capital Budget Excellence Award* to the City for its CIP budget prepared for FYs 2023/24 & 2024/25. In order to receive this award, a governmental unit must publish a capital budget document that meets the criteria as established by CSMFO.



# OVERVIEW

CAPITAL IMPROVEMENT PLAN 2025/26 • 2026/27 / CITY OF MORENO VALLEY





## Capital Improvement Plan Overview

### Introduction

The City of Moreno Valley's Capital Improvement Plan (CIP) is an important planning and managing tool for the City's growth and development, as well as a strategy for the maintenance of existing infrastructure. The CIP is a comprehensive, five-year plan for maintaining and enhancing public infrastructure by constructing new facilities and maintaining and repairing current facilities. This strategic document provides a forecast of community infrastructure needs, their estimated costs, and the financial capacity of the City over the five-year period.

The development of the City's Capital Improvement Plan is one of the more complex and multifaceted processes in the City. The CIP contains both a capital budget and a capital program. The capital budget denotes the spending plan for the upcoming two-year budget cycle. The capital program provides a plan for capital expenditures that extends five years and beyond the capital budget to City build-out. As the City's infrastructure conditions and needs change, capital programs and priorities must be adjusted. New construction may be required to accommodate increased demand or replace aging facilities, while existing infrastructure requires periodic rehabilitation, replacement, or other improvements to protect the City's investments. Striking a balance between the needs and interests of the community and the financial capacity of the City is a challenging task.

The CIP development process identifies the City's numerous needs, keeping in mind the limits of each funding source, progress on active CIP projects, and funding commitments made by prior CIPs. Capital projects affecting public health and safety, and/or legal mandates may receive the highest priority. Emphasis is also placed on capital projects maintaining service levels or preventing deterioration of facilities. Priorities are based on economic feasibility, community enhancement and need, infrastructure, safety, and anticipated development trends within the City. Each project is categorized as follows:

- Essential (Start within 1 year)
- Necessary (Start within 1 to 3 years)
- Desirable (Start within 3 to 5 years)
- Deferrable (Start within 5 to 10 years)

The City funds the construction and maintenance of these facilities using a wide range of resources including tax revenue, bond proceeds, special district financing, state and federal grants, and fees. The City continues to look for ways to maximize funding for CIP projects by leveraging its funding through federal, state and local grants, and reimbursements.

Capital improvement projects are in conformance with the City of Moreno Valley's General Plan. CIP projects also meet City Council goals by ensuring that needed public facilities, roadway improvements, and other infrastructure improvements are constructed and maintained by promoting a sense of community pride and by creating a positive environment for the development of Moreno Valley's future.

### City Council

Ulises Cabrera, Mayor

Elena Baca-Santa Cruz, Mayor Pro Tem, District 1

Edward A. Delgado, Council Member, District 2

Erlan Gonzalez, Council Member, District 3

Cheylynda Barnard, Council Member, District 4

## City Council Goals

### ***Revenue Diversification and Preservation***

Develop a variety of City revenue sources and policies to create a stable revenue base and fiscal policies to support essential City services, regardless of economic climate.

### ***Advocacy***

Develop cooperative intergovernmental relationships and be a forceful advocate of City policies, objectives, and goals to appropriate external governments, agencies, and corporations.

### ***Public Safety***

Provide a safe and secure environment for people and property in the community, control the number and severity of fire and hazardous material incidents, and provide protection for citizens who live, work, and visit the City of Moreno Valley.

### ***Community Image, Neighborhood Pride and Cleanliness***

Promote a sense of community pride and foster an excellent image about our City by developing and executing programs which will result in quality development, enhanced neighborhood preservation efforts, including home rehabilitation, and neighborhood restoration.

### ***Public Facilities and Capital Projects***

Ensure that needed public facilities, roadway improvements, and other infrastructure improvements are constructed and maintained.

### ***Positive Environment***

Create a positive environment for the development of Moreno Valley's future.

## Capital Improvement Projects

Capital improvements are the construction, upgrading, or replacement of City infrastructure, such as streets, bridges, traffic signals, storm drain systems, drainage channels, parks, and public service facilities.

Infrastructure improvements are considered capital improvement projects when the expected life of the asset spans multiple years (in excess of two years) and expenditures are at least \$25,000. These significant non-routine capital expenditures are accounted for as capital projects within the CIP. Equipment, operating, and maintenance costs are identified for inclusion in future operating budgets.

In contrast, routine capital purchases of new vehicles, computer hardware, and other equipment are largely accounted for in special funds, such as the Maintenance & Operations Funds and Technology Services Funds. These assets are capitalized when the initial individual cost is \$10,000 or more, with an estimated useful life greater than one year.

The Fiscal Years (FYs) 2025/26 & 2026/27 CIP required City Council approval for the biannual expenditures to construct or implement the identified capital improvements.

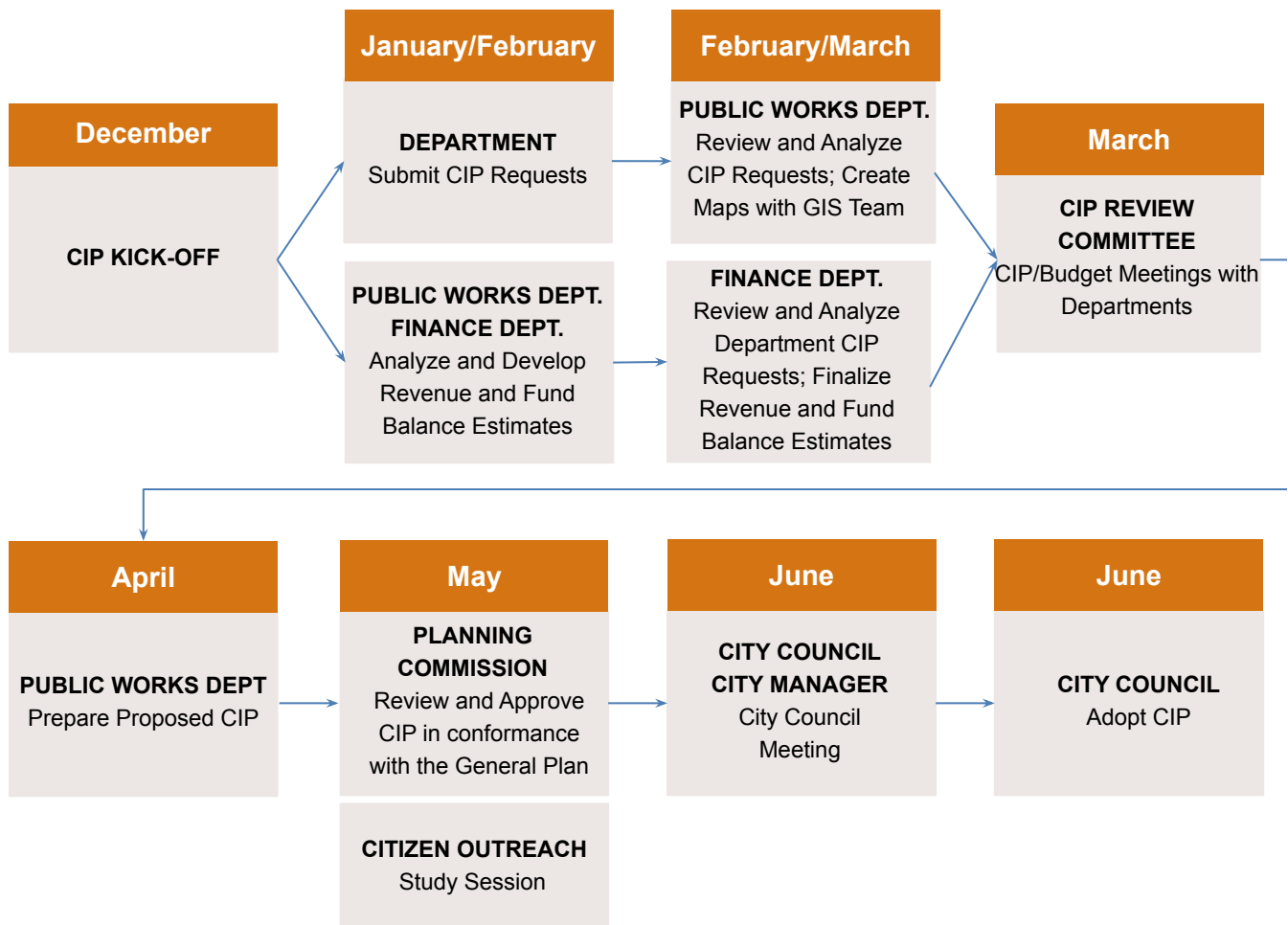
Budget Process

The City of Moreno Valley operates on a fiscal year basis, beginning July 1 and ending June 30. The CIP budget is prepared by the Public Works Department / Capital Projects Division under the supervision of the City Manager. The proposed CIP budget is part of the citywide budget, which is transmitted to the City Council and the public for review, public input, deliberation, and adoption prior to the beginning of each new budget cycle.

The budget process for the FYs 2025/26 & 2026/27 CIP began in December 2024, in coordination with the City's two-year budget cycle. The Capital Projects Division distributed the CIP budget calendar, instructions, and forms to the departments, outlining the goals and directives for development of the upcoming CIP budget.

The following flow chart depicts the City's standard annual CIP process.

City of Moreno Valley - CIP Process Flow Chart



City departments submitted proposals for projects within their designated range of responsibilities. Subsequently, projects for which funding have been identified are categorized and described in the CIP. The

City Manager's Office and the Financial & Management Services Department reviewed the Proposed CIP to ensure the City's priorities are addressed and adequate funds are available to complete projects. The CIP was presented to the Planning Commission on April 24, 2025 and was found to be in conformance with the City's General Plan. After CIP adoption by the City Council, the individual implementation phases of each project, such as design, land acquisition, and award of construction contracts that exceed \$100,000 for Public Works projects and \$75,000 for non-Public Works projects, still require City Council approval. Amendments to the CIP also require City Council approval.

Although the CIP spans five fiscal years, funds for only the first two fiscal years are appropriated within the budget. In general, the CIP budget provides funding for infrastructure construction and rehabilitation, while the operating budget and other special funds provide funding for routine infrastructure maintenance. All budget items are presented to the City Council for approval as part of the City's Budget for Fiscal Years 2025/26 & 2026/27.

The City places a high priority on infrastructure construction, rehabilitation, and maintenance efforts to ensure its streets, landscaping, and facilities are built, maintained, and rehabilitated according to best practices and promote environmental sustainability. Emphasizing rehabilitation and effective maintenance practices minimizes deterioration and costly remediation efforts, thereby extending the useful life of infrastructure improvements and providing long-term financial savings.

#### Budget Amendments

Supplemental appropriations requested during the fiscal year, when necessitating the use of reserves/fund balance, require approval by the City Council. Supplemental appropriations requested during the fiscal year with offsetting revenues and budget adjustments between funds and departments are approved by the City Council or City Manager throughout the fiscal year, in line with approved signature authorities.

#### Basis of Accounting

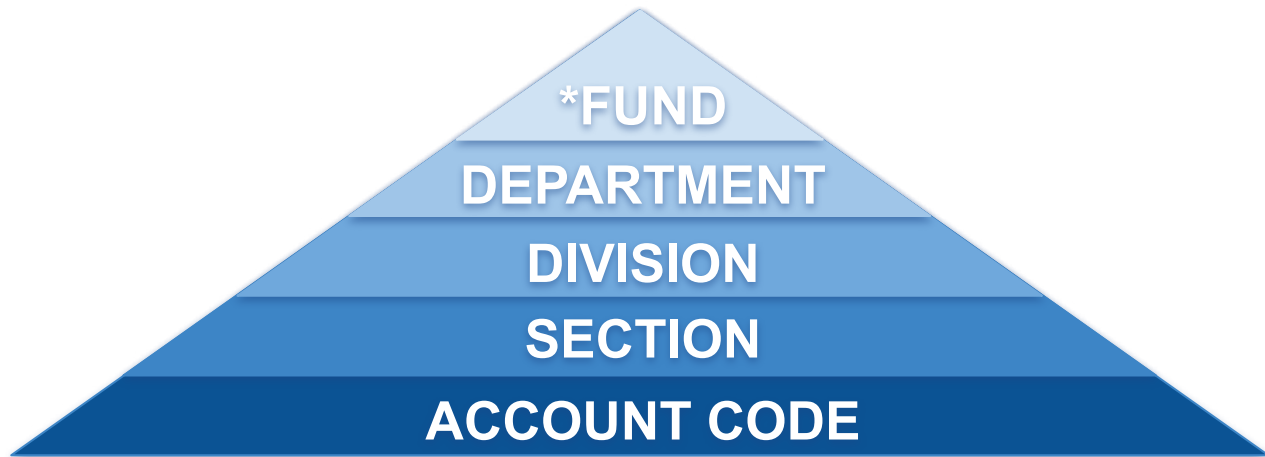
Basis of accounting refers to the timing of revenue and expenditure recognition for budgeting and financial reporting. The City's financial statements and accounting records are maintained in accordance with the recommendations of the Governmental Accounting Standards Board (GASB). Government-wide financial statements are reported using the economic resources measurement focus and accrual basis of accounting, as are the proprietary fund and fiduciary fund financial statements. Revenues are recorded when earned and expenses are recorded when a liability is incurred, regardless of the timing of related cash flows. Property taxes are recognized as revenues in the year for which they levied. Grants and similar items are recognized as revenue as soon as all eligibility requirements imposed by the providers have been met. Budget development and budget adjustments utilize these same revenue and expenditure recognition timing policies and practices. As a general rule, the effect of inter-fund activity has been eliminated from the government-wide financial statements.

A carefully designed system of internal accounting controls is in operation at all times. These controls are designed to provide reasonable, but not absolute, assurances that safeguard assets against loss from unauthorized use or disposition and to ensure the reliability of financial records used in the preparation of financial statements. The concept of reasonable assurance recognizes the cost of a control should not exceed the benefit. The evaluation of costs and benefits likely to be derived require estimates and judgments by management. An independent, certified public accounting firm reviews the City's financial accounting processes, practices, and records annually.



## Financial Structure

The following provides the City of Moreno Valley's Financial Structure.



\*City Council adopts the CIP Budget at the Fund level.

The City of Moreno Valley's financial system is organized around a structure that is commonly found in most public agencies, as described below.

**Fund:** Each fund represents a self-balancing group of accounts and a balance sheet that allows for the proper segregation of the City's financial resources.

For example, the General Fund accounting structure accumulates and tracks funds collected for the purpose of providing services that fulfill the general government role of the City. These services include essential public safety functions of Police, Fire, Community Development, Public Works and Animal Control, as well as the central administration functions of the City Council, City Manager's Office, City Attorney's Office, City Clerk's Office, Human Resources Department, and portions of the Financial & Management Services Department.

**Department:** The functions carried out by the City are organized by Department. The leadership and staff assigned to each department are charged with carrying out these assigned functions.

The City's Departments/Offices are listed below:

- City Council's Office
- City Clerk's Office
- City Manager's Office
- City Attorney's Office
- Community Development Department
- Economic Development Department
- Financial & Management Services Department
- Fire Department
- Human Resources Department
- Parks & Community Services Department
- Police Department
- Public Works Department

**Division:** In certain instances, functions carried out by a particular department are numerous and diverse. In these instances, leadership within a department is further organized by Divisions as reflected in the City's organization chart.

**Section:** The Section is used within the City's financial system to identify a division or program area within a department. A department can have one or more cost centers assigned to it in order to capture costs for each separate function.

**Account Code:** The basic unit of the City's financial system is the account code. Its purpose is to provide a means of separating each type of cost from another.

The City of Moreno Valley maintains this type of formal structure to maintain accountability over the assets and other financial resources for which it has control.

### Project Accounting

Standard accounting processes are designed to monitor the financial progress of organizational elements over defined time periods. CIP project accounting differs in that it frequently crosses organizational boundaries, may last for a few days or weeks, or continue for a number of years, during which time budgets may also be revised many times. A project also may be one of a number of projects that make up a larger overall project or program.

Project accounting is the practice of creating financial reports specifically designed to track the financial progress of projects. It is the process of identifying, measuring, recording, and communicating project cost data within the project time frame, not just the fiscal time frame. It also includes data that represents the cost of work to complete the project. Therefore, it is speculative in nature and estimated to a reasonable round number rather than being accurate to the nearest penny.

Project accounting is an essential service for supporting project cost management. It allows the organization to estimate, or budget, the total cost of the project and to track the costs as they occur. Both expenditures and revenues may be created and tracked for specific projects. Purchase orders, invoices, journals, receipts, and payroll expenditures can be associated with a project at time of entry and will update the project financial data at the same time. Each project can be budgeted and reports and inquiries can be generated to quickly see the projects' current status and past history. At the end of the project, the organization can evaluate the financial cost of the project to determine how well the project team stayed within budget and to identify any issues that caused the actual project costs to exceed the budget.

## Project Validation Sets

The following information describes the design of the CIP Project Accounting numbering scheme and level structure.

A project category is assigned to all CIP projects. Project numbers correspond to the CIP category. Streets and Highways, the largest and most visible category, is the first category listed in the CIP. The CIP contains 10 categories. CIP project numbers are comprised of a numerical string. The first 3-digit sequence begins with the number 8.

- 801 - Streets and Highways
- 802 - Bridges
- 803 - Buildings
- 804 - Drainage
- 805 - Electric Utility
- 806 - Landscaping
- 807 - Parks
- 808 - Traffic Signals
- 809 - Underground Utilities
- 810 - Other

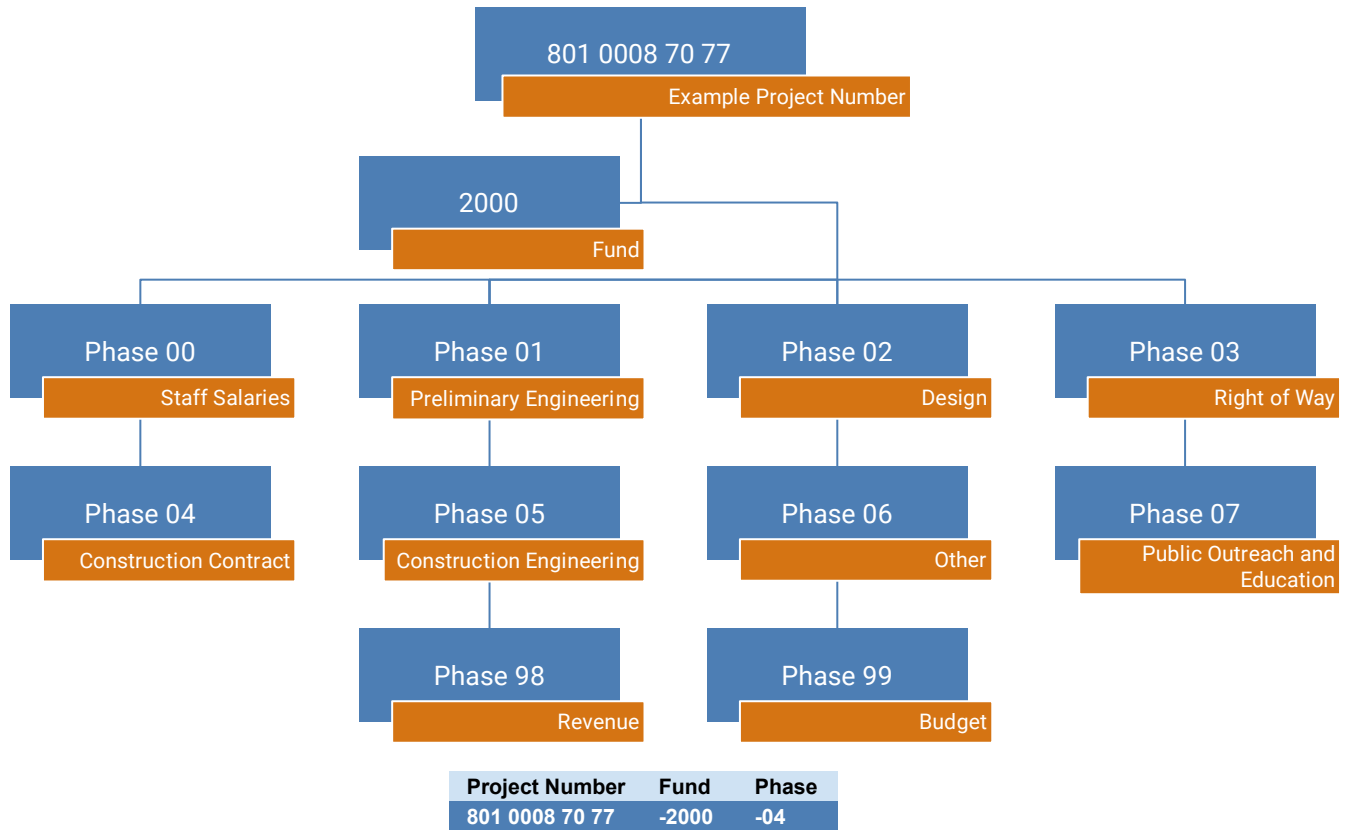
Project Accounting contains three levels for tracking purposes.

Level One is a 7 to 11 digit string comprised of the CIP category, a four-digit number specific to the project, the department number, and the division number. (Beginning in FY 2014/15, the department and division numbers were omitted for all new projects.)

Level Two is the four-digit fund number. This level allows for single or multiple funding sources for each project. Reports can be run by funding source across all projects or for specific projects.

Level Three is the two-digit phase number. The various phases correspond to the funding phases for state, federal, and local grant awards, allowing for ease in tracking grant expenditures for reimbursement purposes.

The following chart is an example that depicts the three levels used for project accounting. All levels roll up to Level One.



- 801 Streets and Highways Category
- 0008 Project Specific Number (Annual ADA Compliant Access Upgrades)
- 70 Department (Public Works)
- 77 Division (Capital Projects)
- 2000 Funding Source (Gas Tax)
- 04 Construction Contract (Construction Prime Contractor)



## Revenue Sources

Identifying funding is the greatest challenge involved in maintaining and enhancing capital needs. The FYs 2025/26 & 2026/27 CIP utilizes a variety of funding. These revenue sources are listed below.

Capital Improvements	\$	1,600,000
Community Facility District Fees	\$	600,000
Development Impact Fees	\$	5,457,000
Facilities Replacement Reserves	\$	7,400,000
Highway Users Tax Account (HUTA) / Gas Tax	\$	2,290,000
Measure A	\$	10,080,000
Moreno Valley Utility	\$	51,511,001
Parkland Improvements Fees	\$	4,814,000
Quimby In-Lieu Park Fees	\$	950,000
Riverside County Department of Waste Resources	\$	100,000
Road Maintenance and Rehabilitation Account (RMRA) / SB1	\$	10,800,000
Special Districts Landscape Zones/Medians / Districts Fees	\$	3,255,000
Storm Water Management Fees	\$	780,000
Traffic Signal Mitigation	\$	220,000

City staff aggressively pursues funding alternatives for projects consistent with infrastructure needs as well as optimizing annual revenue received from local, state, and federal government agencies.

The City faces a number of challenges in funding for the repair and maintenance of approximately 510 centerline miles of streets and essential infrastructure. Community needs and desires intensify the demand for City amenities and, along with it, overall construction costs. Although construction activity helps sustain the local economy, the resulting increase in construction costs requires diligent management in planning and delivering infrastructure improvements.

Another challenge Moreno Valley continues to tackle is offsetting the impact of new growth on the City's existing infrastructure. Population growth and private development increase the demand for street and traffic signal construction, new parks, expansion of public buildings, and new electric facilities to reliably serve existing and future customers. This progression results in three related capital issues:

- funding costly capital improvements that accommodate growth
- balancing growth-related capital investments with state of good repair funding
- planning for increases to annual maintenance and operations costs associated with newly constructed infrastructure

Aligning the City's capital budget with community needs will continue to be a challenge. However, the City has taken steps to expand funding that demonstrates its commitment to maintaining and enhancing capital needs. Certain revenue sources are restricted to specific kinds of projects (circulation versus non-circulation), geographic areas, or construction types (new construction versus rehabilitation).

## Estimated Maintenance Costs

The following includes typical estimated maintenance cost statements for each various CIP project categories and project types. The below statements are not all-inclusive but apply to many CIP projects. Estimated Maintenance Cost statements are found on each CIP sheet and describe the future and ongoing costs for the project's annual maintenance. These costs were originated using 2021 dollars. An increase in maintenance costs have historically risen annually by approximately 2% to 5% per year.

### *Street Maintenance*

- Street maintenance costs on average are approximately \$2.50/SF for grind and overlay and \$0.75/SF for slurry seal. Street maintenance costs over a 20-year period are estimated to average \$12,000 per 13-foot wide lane mile per year. Street maintenance funding will be part of the deferred maintenance for the whole network.
- The Pavement Management Program is estimated to cost between \$130,000 to \$150,000 every 3 years. This project is to perform field visual inspection of all City-owned streets in the network to obtain their current condition and determine their Pavement Condition Index (PCI). The project also provides updates to network inventory with new streets and PCI values. The PMP is crucial in decision making and selection of streets for pavement rehabilitation and preservation.
- The annual average cost associated with maintaining speed hump performance is \$500 per speed hump.
- Sidewalk maintenance costs over a 50-year period are estimated to average approximately \$5,400 per 6-foot wide sidewalk mile per year.
- Ramp maintenance costs over a 20-year period are estimated to average approximately \$750 per location per year.
- Trail maintenance costs average approximately \$4,000/acre per year. Actual maintenance costs may vary depending on the size and amenities of the site.

### *Bridge Maintenance*

- Bridge improvement and routine maintenance costs are estimated to average \$1.20/SF per year. Bridge surface costs over a 20-year period are estimated to average \$12,000 per 13-foot wide lane mile per year.

### *Building Maintenance*

- Annual average building maintenance costs are estimated at approximately \$10.00/SF. Although actual maintenance costs may vary, estimated costs are based on an industry accepted standard maintenance cost.

### *Drainage Maintenance*

- Annual average costs associated with each trash capture device is approximately \$400 (\$200/twice a year).
- Annual average maintenance costs are estimated at approximately \$1,000 for detention basin maintenance, \$300 for catch basin filter insert maintenance, and \$3,000 bi-annually for storm water quality features.

- The Riverside County Flood Control and Water Conservation District will maintain pipes larger than 36" diameter. The City will maintain pipes smaller than 36" diameter. Annual average costs associated with storm drain maintenance are estimated at approximately \$121 per catch basin. This does not include actual catch basin and/or pipeline replacement, which typically have lifespans of 70 to 100 years. Although actual maintenance costs may vary, these estimated maintenance costs are based on historical maintenance costs for the City of Moreno Valley's storm drain infrastructure. Drainage maintenance funding will be part of the deferred maintenance for the whole network.

#### *Electric Utility Maintenance*

- Ongoing maintenance costs are built into Moreno Valley Utility's rate structure as part of the cost to serve.

#### *Landscape Maintenance*

- Maintenance costs are funded through the annual assessments levied on the property tax bills.

#### *Park Maintenance*

- Annual park maintenance costs average approximately \$19,000/acre. Actual maintenance costs may vary depending on the size and amenities of the site.

#### *Traffic Signal Maintenance*

- Annual average costs associated with traffic signal maintenance are approximately \$3,500 per traffic signal.
- Maintenance cost of fiber optic communication media and equipment is expected to cost \$4,000 per mile per annum. The cost to maintain CCTV cameras is projected to be \$500 per camera per annum.

#### *Underground Utility Maintenance*

- Annual operating cost is zero. The underground facility provides monthly cost savings of \$1,700. Additionally, as fiber circuits are activated, cost savings increase annually.

#### *Other Maintenance*

- A third party is contracted to provide maintenance to the camera system. The cost for the maintenance is approximately \$224,000 per year. Future expansion is expected to increase these costs by approximately \$25,000 per year.

#### *Future Project Costs*

The escalation in design and construction costs in the recent years has significantly impacted the City's CIP and created challenges in funding the CIP projects. A higher cost escalation will reduce the amount of work that can be done with planned revenues. Escalation in design costs is mainly related to increase in the cost of living and availability of engineers and technical professionals in the workforce. Escalation in construction costs largely due to the increase in construction material costs, especially steel, wood, and asphalt concrete materials. Construction costs are also affected by the increasing demand for private

developments and public infrastructure improvements everywhere in the country while construction material supplies remain limited.

To estimate future costs for the currently unfunded projects, it is practical to project the design and construction costs based on generally established consumer material and product cost indexes such as the Consumer Price Index (CPI) published the Bureau of Labor Statistics and customized specifically for Southern California area, or the Construction Cost Index (CCI) published by the Engineering News Record (ENR). The CPI measures changes in the price level of consumer household goods and services, whereas the CCI measures changes in price level of labor and material costs. In addition, the inflation index can also provide valuable information on labor and material cost changes. These indices report price changes in terms of percentages annually or other periodic intervals. Such percentages can be utilized in the estimation of probable project costs in future years.



# PROJECT DETAILS BY CATEGORY

CAPITAL IMPROVEMENT PLAN 2025/26 • 2026/27 / CITY OF MORENO VALLEY









# STREETS & HIGHWAYS

CAPITAL IMPROVEMENT PLAN 2025/26 • 2026/27 / CITY OF MORENO VALLEY



# STREETS & HIGHWAYS


CAPITAL IMPROVEMENT PLAN FY 2025-2030 AND BEYOND / CITY OF MORENO VALLEY

## Funded Projects

ADA Curb Ramps Remediation Project	41
Alessandro Boulevard Improvements - Moreno Beach Drive to 1270 Feet West	42
Alessandro Boulevard Improvements - Nason Street to 1250 Feet East	43
Badlands Landfill Integrated Road Maintenance / WLC Parkway to Ironwood Avenue	44
Bay Avenue Sidewalk Improvements - Day Street to Grant Street (CDBG FY 24/25)	45
City / EMWD Partnership to Rehabilitate Various Streets	46
Citywide Pavement Rehabilitation Program FY 24/25	47
Citywide Pavement Rehabilitation Program FY 25/26	48
Citywide Pavement Rehabilitation Program FY 26/27	49
Heacock Street / Cactus Avenue Commercial Vehicle Improvements	50
Pavement Rehabilitation for Various Local Streets (CDBG FY 23/24)	51
Perris Boulevard / 330 Ft North of Bay Avenue to 660 Ft North of Bay Avenue	52
Redlands Boulevard Streetlight Improvements / Grelock Drive to North City Limits	53
Steeple Chase Drive Reconstruction / Ironwood Avenue to Kalmia Avenue	54

## Partially Funded Projects

Annual ADA Compliant Access Upgrades	55
Annual Pavement Maintenance - Crack Seal	56
Badlands Landfill Integrated Road Maintenance Program	57
Cactus Avenue Reconstruction / I-215 to Elsworth Street	58
Citywide Concrete Repair Program	60
Easement Acquisition for Street Purposes	61
Edgemont Community Sidewalk and Street Improvements	62
Heacock Street South Extension	63
Moreno Valley Gateway Monuments on SR-60 Freeway	65
Pavement Management Program (PMP)	66
Residential Traffic Management Program	67
SR-60 / Redlands Boulevard Interchange	68
SR-60 / World Logistics Center Parkway Interchange	69



THIS PAGE INTENTIONALLY LEFT BLANK



City of Moreno Valley  
 Capital Improvement Plan - Project Details  
 FYs 2025-2030 and Beyond

ADA Curb Ramps Remediation Project

<b>Department / Division:</b>	<b>Project Priority:</b>	<b>Project Status:</b>	<b>Council District(s):</b>
70 - Public Works / 76 - PW - Transportation	Essential Start within 1 yr	In Progress	District 1, District 2, District 3, District 4

Schedule:

Construction June 2023 to June 2026

CITYWIDE

Project Description:

The Transportation Engineering Division has received grant funding to remediate a total of 66 pedestrian access ramps in 27 citywide locations that are currently not in compliance with the Americans with Disabilities Act (ADA) requirements.

Justification or Significance of Improvement:

The selected locations are currently non ADA-compliant, and makes it difficult for people with disabilities to cross public streets safely. The selected locations are also within Disadvantaged Communities and/or near schools.

Estimated Maintenance Costs:

The estimated maintenance costs associated with curb ramps is approximately \$1,000 per year.

Life-to-Date Expenditures Through FY 2023-24 0

PROJECT PHASE	Budget FY 2024/25	FY 25/26 - 26/27 Budget		FY 2027/28	FY 2028/29	FY 2029/30 and Beyond	Total
		New Request FY 2025/26	New Request FY 2026/27				
Prelim. Eng. / Environ.							
Design							
Right of Way							
Construction	1,523,053						
Other							
<b>PROJECT TOTAL</b>	<b>1,523,053</b>	<b>0</b>	<b>0</b>	<b>0</b>	<b>0</b>	<b>0</b>	<b>0</b>

FUNDING SOURCE	Budget FY 2024/25	New Request FY 2025/26	New Request FY 2026/27	FY 2027/28	FY 2028/29	FY 2029/30 and Beyond	Total
<b>REVENUE TOTAL</b>	<b>1,523,053</b>	<b>0</b>	<b>0</b>	<b>0</b>	<b>0</b>	<b>0</b>	<b>0</b>

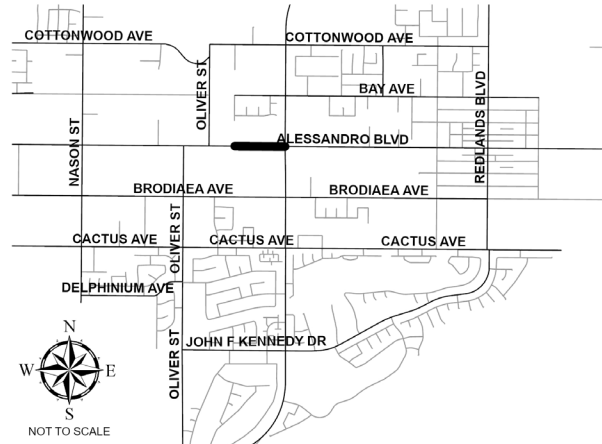
City of Moreno Valley  
 Capital Improvement Plan - Project Details  
 FYs 2025-2030 and Beyond

**Alessandro Boulevard Improvements - Moreno Beach Drive to 1270 Feet West**

<b>Department / Division:</b>	<b>Project Priority:</b>	<b>Project Status:</b>	<b>Council District(s):</b>
70 - Public Works / 77 - PW - Capital Projects	Essential Start within 1 yr	New	District 3

Schedule:

Design	July 2025 to September 2026
Advertise / Award	October 2026 to December 2026
Construction	January 2027 to June 2027



Project Description:

This project improves the south side segment of Alessandro Boulevard from Moreno Beach Drive to approximately 1270 feet west of Moreno Beach Drive to include curb, gutter, sidewalk, and pavement widening. The project provides full width roadway improvements for Alessandro Boulevard with 3 traffic lanes for east bound and a bike lane.

Justification or Significance of Improvement:

This project would eliminate bottleneck condition on Alessandro Boulevard west of Moreno Beach Drive and allows for uninterrupted traffic flow on Alessandro Boulevard.

Estimated Maintenance Costs:

Street maintenance is typically funded by Gas Tax and Measure A funds, and costs on average are approximately \$2.50 / square foot for grind and overlay and \$0.75 / square foot for slurry seal. Street maintenance costs over a 20-year period are estimated to average almost \$12,000 per 13-foot-wide lane mile per year. Street maintenance funding will be part of the deferred maintenance for the whole network.

Life-to-Date Expenditures Through FY 2023-24 0

PROJECT PHASE	Budget FY 2024/25	FY 25/26 - 26/27 Budget		FY 2027/28	FY 2028/29	FY 2029/30 and Beyond	Total
		New Request FY 2025/26	New Request FY 2026/27				
Prelim. Eng. / Environ.							
Design		150,000					150,000
Right of Way		50,000					50,000
Construction		800,000					800,000
Other							
<b>PROJECT TOTAL</b>	<b>0</b>	<b>1,000,000</b>	<b>0</b>	<b>0</b>	<b>0</b>	<b>0</b>	<b>1,000,000</b>
FUNDING SOURCE	Budget FY 2024/25	New Request FY 2025/26	New Request FY 2026/27	FY 2027/28	FY 2028/29	FY 2029/30 and Beyond	Total
DIF-Arterial Streets (2901) 801 0113 3301		1,000,000					1,000,000
<b>REVENUE TOTAL</b>	<b>0</b>	<b>1,000,000</b>	<b>0</b>	<b>0</b>	<b>0</b>	<b>0</b>	<b>1,000,000</b>

City of Moreno Valley  
 Capital Improvement Plan - Project Details  
 FYs 2025-2030 and Beyond

**Alessandro Boulevard Improvements - Nason Street to 1250 Feet East**

<b>Department / Division:</b>	<b>Project Priority:</b>	<b>Project Status:</b>	<b>Council District(s):</b>
70 - Public Works / 77 - PW - Capital Projects	Essential Start within 1 yr	New	District 3

Schedule:

Design	July 2025 to September 2026
Advertise / Award	October 2026 to December 2026
Construction	January 2027 to June 2027



Project Description:

This project improves the south side segment of Alessandro Boulevard from Nason Street to approximately 1250 feet east of Nason Street. To include curb, gutter, sidewalk, and pavement widening. The project provides full width roadway improvements for Alessandro Boulevard with 3 traffic lanes for east bound and a bike lane.

Justification or Significance of Improvement:

This project would eliminate bottleneck condition on Alessandro Boulevard east of Nason Street and allows for undistrupted traffic flow on Alessandro Boulevard.

Estimated Maintenance Costs:

Street maintenance is typically funded by Gas Tax and Measure A funds, and costs on average are approximately \$2.50 / square foot for grind and overlay and \$0.75 / square foot for slurry seal. Street maintenance costs over a 20-year period are estimated to average almost \$12,000 per 13-foot-wide lane mile per year. Street maintenance funding will be part of the deferred maintenance for the whole network.

Life-to-Date Expenditures Through FY 2023-24 0

PROJECT PHASE	Budget FY 2024/25	FY 25/26 - 26/27 Budget		FY 2027/28	FY 2028/29	FY 2029/30 and Beyond	Total
		New Request FY 2025/26	New Request FY 2026/27				
Prelim. Eng. / Environ.							
Design		150,000					150,000
Right of Way		50,000					50,000
Construction		800,000					800,000
Other							
<b>PROJECT TOTAL</b>	<b>0</b>	<b>1,000,000</b>	<b>0</b>	<b>0</b>	<b>0</b>	<b>0</b>	<b>1,000,000</b>

FUNDING SOURCE	Budget FY 2024/25	New Request FY 2025/26	New Request FY 2026/27	FY 2027/28	FY 2028/29	FY 2029/30 and Beyond	Total
<b>REVENUE TOTAL</b>	<b>0</b>	<b>1,000,000</b>	<b>0</b>	<b>0</b>	<b>0</b>	<b>0</b>	<b>1,000,000</b>

City of Moreno Valley  
 Capital Improvement Plan - Project Details  
 FYs 2025-2030 and Beyond

Badlands Landfill Integrated Road Maintenance / WLC Parkway to Ironwood Avenue

<b>Department / Division:</b>	<b>Project Priority:</b>	<b>Project Status:</b>	<b>Council District(s):</b>
70 - Public Works / 77 - PW - Capital Projects	Essential Start within 1 yr	In Progress	District 2

Schedule:

---

---

---

---

---

---

---

---



**Project Description:**

The County of Riverside expanded its existing Badlands Landfill, adding approximately 40 years to its life. The heavy waste hauling vehicles place extra wear on City of Moreno Valley roadways on World Logistics Center (WLC) Parkway and Ironwood Avenue near the landfill. The County has agreed to make fair-share contributions for the City to conduct pavement rehabilitation and maintenance, and drainage improvements along WLC Parkway and Ironwood Avenue for a 30-year period at 7-year intervals.

Schedule: On-going

**Justification or Significance of Improvement:**

The County of Riverside's heavy vehicles place extra wear on City of Moreno Valley streets. This project will provide funding to maintain these streets.

**Estimated Maintenance Costs:**

Street maintenance is typically funded by Gas Tax and Measure A funds, and costs on average are approximately \$2.50 / square foot for grind and overlay and \$0.75 / square foot for slurry seal. Street maintenance costs over a 20 year period are estimated to average almost \$12,000 per 13 foot wide lane mile per year. Street maintenance funding will be part of the deferred maintenance for the whole network.

Life-to-Date Expenditures Through FY 2023-24 0

PROJECT PHASE	Budget FY 2024/25	FY 25/26 - 26/27 Budget		FY 2027/28	FY 2028/29	FY 2029/30 and Beyond	Total
		New Request FY 2025/26	New Request FY 2026/27				
Prelim. Eng. / Environ.							
Design							
Right of Way							
Construction	3,200,980						
Other							
<b>PROJECT TOTAL</b>	<b>3,200,980</b>	<b>0</b>	<b>0</b>	<b>0</b>	<b>0</b>	<b>0</b>	<b>0</b>

FUNDING SOURCE	Budget FY 2024/25	New Request FY 2025/26	New Request FY 2026/27	FY 2027/28	FY 2028/29	FY 2029/30 and Beyond	Total
<b>REVENUE TOTAL</b>	<b>3,200,980</b>	<b>0</b>	<b>0</b>	<b>0</b>	<b>0</b>	<b>0</b>	<b>0</b>

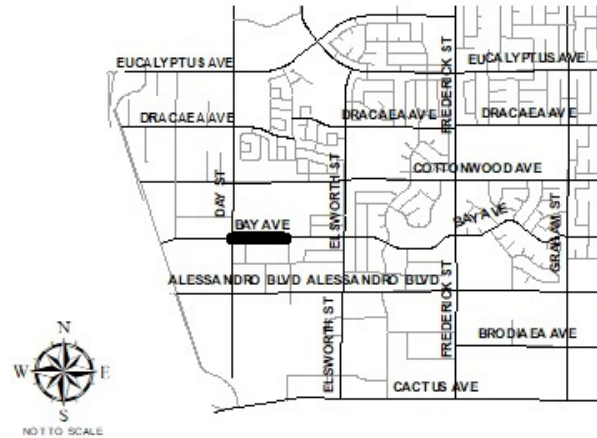
City of Moreno Valley  
 Capital Improvement Plan - Project Details  
 FYs 2025-2030 and Beyond

**Bay Avenue Sidewalk Improvements - Day Street to Grant Street (CDBG FY 24/25)**

<b>Department / Division:</b>	<b>Project Priority:</b>	<b>Project Status:</b>	<b>Council District(s):</b>
70 - Public Works / 77 - PW - Capital Projects	Essential Start within 1 yr	In Progress	District 1

Schedule:

Design	December 2025 to September 2026
Advertise / Award	October 2026 to December 2026
Construction	January 2027 to December 2027



Project Description:

This project provides sidewalk improvements on both sides of Bay Avenue between Grant Street and Day Street. Currently, this segment of Bay Avenue is missing sidewalk, curb and gutter. The project could enhance the HUD-CDBG target community in the vicinity of Bay Avenue.

Justification or Significance of Improvement:

The project would enhance safe walking routes for residents along Bay Avenue.

Estimated Maintenance Costs:

Street maintenance is typically funded by Gas Tax and Measure A funds, and costs on average are approximately \$2.50 / square foot for grind and overlay and \$0.75 / square foot for slurry seal. Street maintenance costs over a 20-year period are estimated to average almost \$12,000 per 13-foot-wide lane mile per year. Street maintenance funding will be part of the deferred maintenance for the whole network.

Life-to-Date Expenditures Through FY 2023-24 0

PROJECT PHASE	Budget FY 2024/25	FY 25/26 - 26/27 Budget		FY 2027/28	FY 2028/29	FY 2029/30 and Beyond	Total
		New Request FY 2025/26	New Request FY 2026/27				
Prelim. Eng. / Environ.							
Design	150,000						
Right of Way							
Construction	1,075,977						
Other							
<b>PROJECT TOTAL</b>	<b>1,225,977</b>	<b>0</b>	<b>0</b>	<b>0</b>	<b>0</b>	<b>0</b>	<b>0</b>
FUNDING SOURCE	Budget FY 2024/25	New Request FY 2025/26	New Request FY 2026/27	FY 2027/28	FY 2028/29	FY 2029/30 and Beyond	Total
Comm Dev Block Grant (CDBG) 801 0111 2512	1,225,977						
<b>REVENUE TOTAL</b>	<b>1,225,977</b>	<b>0</b>	<b>0</b>	<b>0</b>	<b>0</b>	<b>0</b>	<b>0</b>



City of Moreno Valley  
 Capital Improvement Plan - Project Details  
 FYs 2025-2030 and Beyond

**City / EMWD Partnership to Rehabilitate Various Streets**

<b>Department / Division:</b>	<b>Project Priority:</b>	<b>Project Status:</b>	<b>Council District(s):</b>
70 - Public Works / 77 - PW - Capital Projects	Essential Start within 1 yr	In Progress	District 1, District 2, District 3, District 4

Schedule:

---



---



---



---



---



---



---

CITYWIDE

**Project Description:**

This project will reimburse EMWD for additional road work. EMWD proposes to trench within City roadways to install miles of new water lines. The City has requested that EMWD's contractor perform additional roadway improvements, beyond the trench repair, at certain locations.

Schedule: Ongoing

**Justification or Significance of Improvement:**

Reimbursing EMWD for performing additional road work improvements at the same time its contractors are already performing road work is an efficient means of saving time and money.

**Estimated Maintenance Costs:**

Street maintenance is typically funded by Gas Tax and Measure A funds, and costs on average are approximately \$2.50 / square foot for grind and overlay and \$0.75 / square foot for slurry seal. Street maintenance costs over a 20 year period are estimated to average almost \$12,000 per 13 foot wide lane mile per year. Street maintenance funding will be part of the deferred maintenance for the whole network.

Life-to-Date Expenditures Through FY 2023-24 0

PROJECT PHASE	Budget FY 2024/25	FY 25/26 - 26/27 Budget		FY 2027/28	FY 2028/29	FY 2029/30 and Beyond	Total
		New Request FY 2025/26	New Request FY 2026/27				
Prelim. Eng. / Environ.							
Design							
Right of Way							
Construction	1,600,000						
Other							
<b>PROJECT TOTAL</b>	<b>1,600,000</b>	<b>0</b>	<b>0</b>	<b>0</b>	<b>0</b>	<b>0</b>	<b>0</b>

FUNDING SOURCE	Budget FY 2024/25	New Request FY 2025/26	New Request FY 2026/27	FY 2027/28	FY 2028/29	FY 2029/30 and Beyond	Total
Reimbursements 801 0103 3008							
<b>REVENUE TOTAL</b>	<b>1,600,000</b>	<b>0</b>	<b>0</b>	<b>0</b>	<b>0</b>	<b>0</b>	<b>0</b>

City of Moreno Valley  
 Capital Improvement Plan - Project Details  
 FYs 2025-2030 and Beyond

Citywide Pavement Rehabilitation Program FY 24/25

<b>Department / Division:</b>	<b>Project Priority:</b>	<b>Project Status:</b>	<b>Council District(s):</b>
70 - Public Works / 77 - PW - Capital Projects	Essential Start within 1 yr	In Progress	District 1, District 2, District 3, District 4

Schedule:

Design July 2024 to March 2025

Advertise / Award April 2025 to June 2025

Construction July 2025 to March 2026

CITYWIDE

Project Description:

This project is to provide pavement rehabilitation and pavement preservation for approximately 66 arterial and collector street segments citywide. This project is funded by Capital Project Reimbursement Funds (Fund 3008).

Justification or Significance of Improvement:

The project utilizes different cost-effective treatments available to rehabilitate the existing street pavement. The project helps to extend the service life of the roadway.

Estimated Maintenance Costs:

Street maintenance is typically funded by Gas Tax and Measure A funds, and costs on average are approximately \$2.50 / square foot for grind and overlay and \$0.75 / square foot for slurry seal. Street maintenance costs over a 20-year period are estimated to average almost \$12,000 per 13-foot-wide lane mile per year. Street maintenance funding will be part of the deferred maintenance for the whole network.

Life-to-Date Expenditures Through FY 2023-24 0

PROJECT PHASE	Budget FY 2024/25	FY 25/26 - 26/27 Budget		FY 2027/28	FY 2028/29	FY 2029/30 and Beyond	Total
		New Request FY 2025/26	New Request FY 2026/27				
Prelim. Eng. / Environ.							
Design	200,000						
Right of Way							
Construction	13,152,888						
Other							
<b>PROJECT TOTAL</b>	<b>13,352,888</b>	<b>0</b>	<b>0</b>	<b>0</b>	<b>0</b>	<b>0</b>	<b>0</b>

FUNDING SOURCE	Budget FY 2024/25	New Request FY 2025/26	New Request FY 2026/27	FY 2027/28	FY 2028/29	FY 2029/30 and Beyond	Total
Capital Projects Reimbursements 801 0102 3008	7,214,405						
<b>REVENUE TOTAL</b>	<b>13,352,888</b>	<b>0</b>	<b>0</b>	<b>0</b>	<b>0</b>	<b>0</b>	<b>0</b>

City of Moreno Valley  
 Capital Improvement Plan - Project Details  
 FYs 2025-2030 and Beyond

**Citywide Pavement Rehabilitation Program FY 25/26**

<b>Department / Division:</b>	<b>Project Priority:</b>	<b>Project Status:</b>	<b>Council District(s):</b>
70 - Public Works / 77 - PW - Capital Projects	Essential Start within 1 yr	New	District 1, District 2, District 3, District 4

Schedule:

Design July 2025 to March 2026

Advertise / Award April 2026 to June 2026

Construction July 2026 to March 2027

CITYWIDE

Project Description:

This project is to provide pavement rehabilitation and pavement preservation for a number of arterial, collector, and local street segments citywide. This project is funded by State Gas Tax (Fund 2000A).

Justification or Significance of Improvement:

The project utilizes different cost-effective treatments available to rehabilitate the existing street pavement. The project helps to extend the service life of the roadway.

Estimated Maintenance Costs:

Street maintenance is typically funded by Gas Tax and Measure A funds, and costs on average are approximately \$2.50 / square foot for grind and overlay and \$0.75 / square foot for slurry seal. Street maintenance costs over a 20-year period are estimated to average almost \$12,000 per 13-foot-wide lane mile per year. Street maintenance funding will be part of the deferred maintenance for the whole network.

Life-to-Date Expenditures Through FY 2023-24 0

PROJECT PHASE	Budget FY 2024/25	FY 25/26 - 26/27 Budget		FY 2027/28	FY 2028/29	FY 2029/30 and Beyond	Total
		New Request FY 2025/26	New Request FY 2026/27				
Prelim. Eng. / Environ.							
Design		200,000					200,000
Right of Way							
Construction		5,200,000					5,200,000
Other							
<b>PROJECT TOTAL</b>	<b>0</b>	<b>5,400,000</b>	<b>0</b>	<b>0</b>	<b>0</b>	<b>0</b>	<b>5,400,000</b>

FUNDING SOURCE	Budget FY 2024/25	New Request FY 2025/26	New Request FY 2026/27	FY 2027/28	FY 2028/29	FY 2029/30 and Beyond	Total
<b>REVENUE TOTAL</b>	<b>0</b>	<b>5,400,000</b>	<b>0</b>	<b>0</b>	<b>0</b>	<b>0</b>	<b>5,400,000</b>

City of Moreno Valley  
 Capital Improvement Plan - Project Details  
 FYs 2025-2030 and Beyond

Citywide Pavement Rehabilitation Program FY 26/27

<b>Department / Division:</b>	<b>Project Priority:</b>	<b>Project Status:</b>	<b>Council District(s):</b>
70 - Public Works / 77 - PW - Capital Projects	Essential Start within 1 yr	New	District 1, District 2, District 3, District 4

Schedule:

Design July 2026 to March 2027

Advertise / Award April 2027 to June 2027

Construction July 2027 to March 2028

CITYWIDE

Project Description:

This project is to provide pavement rehabilitation and pavement preservation for a number of arterial, collector, and local street segments citywide. This project is funded by State Gas Tax (Fund 2000A).

Justification or Significance of Improvement:

The project utilizes different cost-effective treatments available to rehabilitate the existing street pavement. The project helps to extend the service life of the roadway.

Estimated Maintenance Costs:

Street maintenance is typically funded by Gas Tax and Measure A funds, and costs on average are approximately \$2.50 / square foot for grind and overlay and \$0.75 / square foot for slurry seal. Street maintenance costs over a 20-year period are estimated to average almost \$12,000 per 13-foot-wide lane mile per year. Street maintenance funding will be part of the deferred maintenance for the whole network.

Life-to-Date Expenditures Through FY 2023-24 0

PROJECT PHASE	Budget FY 2024/25	FY 25/26 - 26/27 Budget		FY 2027/28	FY 2028/29	FY 2029/30 and Beyond	Total
		New Request FY 2025/26	New Request FY 2026/27				
Prelim. Eng. / Environ.							
Design			200,000				200,000
Right of Way							
Construction			5,200,000				5,200,000
Other							
<b>PROJECT TOTAL</b>	<b>0</b>	<b>0</b>	<b>5,400,000</b>	<b>0</b>	<b>0</b>	<b>0</b>	<b>5,400,000</b>

FUNDING SOURCE	Budget FY 2024/25	New Request FY 2025/26	New Request FY 2026/27	FY 2027/28	FY 2028/29	FY 2029/30 and Beyond	Total
<b>REVENUE TOTAL</b>	<b>0</b>	<b>0</b>	<b>5,400,000</b>	<b>0</b>	<b>0</b>	<b>0</b>	<b>5,400,000</b>

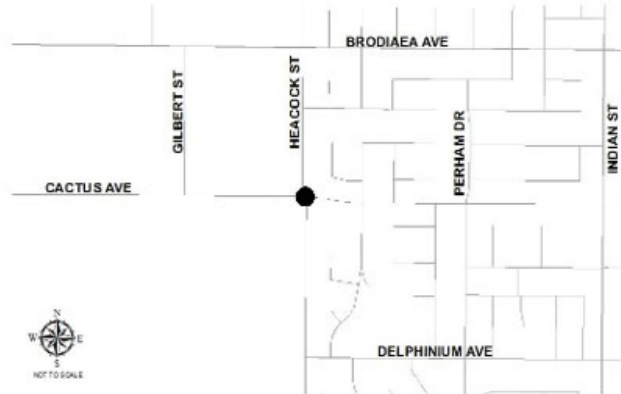
City of Moreno Valley  
 Capital Improvement Plan - Project Details  
 FYs 2025-2030 and Beyond

Heacock Street / Cactus Avenue Commercial Vehicle Improvements

<b>Department / Division:</b>	<b>Project Priority:</b>	<b>Project Status:</b>	<b>Council District(s):</b>
70 - Public Works / 77 - PW - Capital Projects	Essential Start within 1 yr	In Progress	District 1, District 3

Schedule:

Design	July 2024 to February 2025
Advertise / Award	March 2025 to May 2025
Construction	June 2025 to March 2026



Project Description:

This project will increase the curb return radius at the southwest corner of Heacock Street and Cactus Avenue to improve truck operations, thereby increasing intersection capacity.

Justification or Significance of Improvement:

The project will increase the capacity of this heavily traveled intersection, thereby reducing delay for cars and trucks.

Estimated Maintenance Costs:

Street maintenance is typically funded by Gas Tax and Measure A funds, and costs on average are approximately \$2.50 / square foot for grind and overlay and \$0.75 / square foot for slurry seal. Street maintenance costs over a 20-year period are estimated to average almost \$12,000 per 13-foot-wide lane mile per year. Street maintenance funding will be part of the deferred maintenance for the whole network.

Life-to-Date Expenditures Through FY 2023-24 8,211

PROJECT PHASE	Budget FY 2024/25	FY 25/26 - 26/27 Budget		FY 2027/28	FY 2028/29	FY 2029/30 and Beyond	Total
		New Request FY 2025/26	New Request FY 2026/27				
Prelim. Eng. / Environ.							
Design	30,000						
Right of Way							
Construction	711,789						
Other							
<b>PROJECT TOTAL</b>	<b>741,789</b>	<b>0</b>	<b>0</b>	<b>0</b>	<b>0</b>	<b>0</b>	<b>0</b>
FUNDING SOURCE	Budget FY 2024/25	New Request FY 2025/26	New Request FY 2026/27	FY 2027/28	FY 2028/29	FY 2029/30 and Beyond	Total
Measure A 801 0104 2001	741,789						
<b>REVENUE TOTAL</b>	<b>741,789</b>	<b>0</b>	<b>0</b>	<b>0</b>	<b>0</b>	<b>0</b>	<b>0</b>



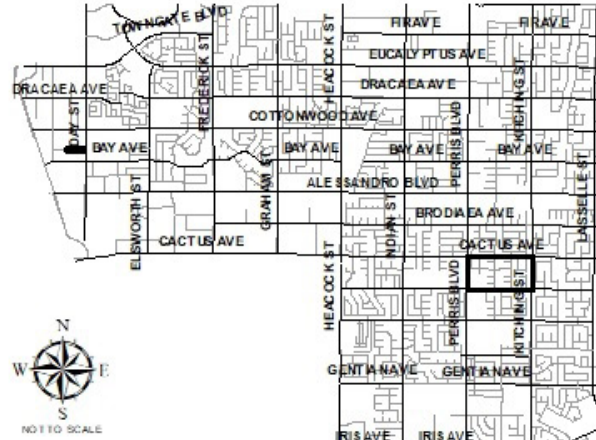
City of Moreno Valley  
 Capital Improvement Plan - Project Details  
 FYs 2025-2030 and Beyond

Pavement Rehabilitation for Various Local Streets (CDBG FY 23/24)

<b>Department / Division:</b>	<b>Project Priority:</b>	<b>Project Status:</b>	<b>Council District(s):</b>
70 - Public Works / 77 - PW - Capital Projects	Essential Start within 1 yr	In Progress	District 1, District 3

Schedule:

Design	July 2023 to September 2024
Advertise / Award	October 2024 to December 2024
Construction	January 2025 to December 2025



Project Description:

This project provides pavement rehabilitation for 17 local streets within the HUD-CDBG Tract 42518-1 and Brill Road within Tract 42505-2. This project also provides drainage improvements for Brill Road necessary for constructing new pavement on this road.

Justification or Significance of Improvement:

The project utilizes different cost-effective treatments available to rehabilitate the existing street pavement. The project helps to extend the service life of the roadway.

Estimated Maintenance Costs:

Street maintenance is typically funded by Gas Tax and Measure A funds, and costs on average are approximately \$2.50 / square foot for grind and overlay and \$0.75 / square foot for slurry seal. Street maintenance costs over a 20-year period are estimated to average almost \$12,000 per 13-foot-wide lane mile per year. Street maintenance funding will be part of the deferred maintenance for the whole network.

Life-to-Date Expenditures Through FY 2023-24 82,549

PROJECT PHASE	Budget FY 2024/25	FY 25/26 - 26/27 Budget		FY 2027/28	FY 2028/29	FY 2029/30 and Beyond	Total
		New Request FY 2025/26	New Request FY 2026/27				
Prelim. Eng. / Environ.							
Design	67,450						
Right of Way							
Construction	3,949,905						
Other							
<b>PROJECT TOTAL</b>	<b>4,017,355</b>	<b>0</b>	<b>0</b>	<b>0</b>	<b>0</b>	<b>0</b>	<b>0</b>
FUNDING SOURCE	Budget FY 2024/25	New Request FY 2025/26	New Request FY 2026/27	FY 2027/28	FY 2028/29	FY 2029/30 and Beyond	Total
Comm Dev Block Grant (CDBG) 801 0110 2512	1,517,450						
Capital Projects Reimbursements 801 0110 3008	2,499,905						
<b>REVENUE TOTAL</b>	<b>4,017,355</b>	<b>0</b>	<b>0</b>	<b>0</b>	<b>0</b>	<b>0</b>	<b>0</b>

City of Moreno Valley  
 Capital Improvement Plan - Project Details  
 FYs 2025-2030 and Beyond

Perris Boulevard / 330 Ft North of Bay Avenue to 660 Ft North of Bay Avenue

<b>Department / Division:</b>	<b>Project Priority:</b>	<b>Project Status:</b>	<b>Council District(s):</b>
70 - Public Works / 77 - PW - Capital Projects	Essential Start within 1 yr	In Progress	District 3

Schedule:

Construction	July 2026 to June 2027



Project Description:

This project is to widen the east side of Perris Boulevard, north of Bay Avenue to include curb, gutter, sidewalk, and pavement extension. The design and construction of the project is to be provided by the property owner, EMWD. City to construct street improvements once EMWD has completed its site improvements.

Justification or Significance of Improvement:

This project will provide the ultimate improvements for Perris Boulevard to enhance usability and safety for drivers and pedestrians.

Estimated Maintenance Costs:

Street maintenance is typically funded by Gas Tax and Measure A funds, and costs on average are approximately \$2.50 / square foot for grind and overlay and \$0.75 / square foot for slurry seal. Street maintenance costs over a 20-year period are estimated to average almost \$12,000 per 13-foot-wide lane mile per year. Street maintenance funding will be part of the deferred maintenance for the whole network.

Life-to-Date Expenditures Through FY 2023-24 0

PROJECT PHASE	Budget FY 2024/25	FY 25/26 - 26/27 Budget		FY 2027/28	FY 2028/29	FY 2029/30 and Beyond	Total
		New Request FY 2025/26	New Request FY 2026/27				
Prelim. Eng. / Environ.							
Design							
Right of Way							
Construction	650,000						
Other							
<b>PROJECT TOTAL</b>	<b>650,000</b>	<b>0</b>	<b>0</b>	<b>0</b>	<b>0</b>	<b>0</b>	<b>0</b>

FUNDING SOURCE	Budget FY 2024/25	New Request FY 2025/26	New Request FY 2026/27	FY 2027/28	FY 2028/29	FY 2029/30 and Beyond	Total
DIF-Arterial Streets (2901) 801 0092 3301	400,000						
<b>REVENUE TOTAL</b>	<b>650,000</b>	<b>0</b>	<b>0</b>	<b>0</b>	<b>0</b>	<b>0</b>	<b>0</b>

City of Moreno Valley  
 Capital Improvement Plan - Project Details  
 FYs 2025-2030 and Beyond

**Redlands Boulevard Streetlight Improvements / Greleck Drive to North City Limits**

<b>Department / Division:</b>	<b>Project Priority:</b>	<b>Project Status:</b>	<b>Council District(s):</b>
70 - Public Works / 77 - PW - Capital Projects	Essential Start within 1 yr	In Progress	District 2

Schedule:

Design January 2024 to July 2024

Advertise / Award August 2024 to December 2024

Construction January 2025 to August 2025

CITYWIDE

Project Description:

This project will install approximately nine (9) new streetlights at select locations along east side of Redlands Boulevard between Greleck Drive and the City's North City Limits. The proposed streetlights are solar-powered and equipped with LED lighting.

Justification or Significance of Improvement:

Redlands Boulevard is one of the main connection corridors between the City of Moreno Valley, Riverside County, and San Bernardino County. This road is in the more rural portion of the City and is subject to burro crossings. To address safety concerns, an additional nine streetlights are proposed.

Estimated Maintenance Costs:

New streetlights cost approximately \$225 per streetlight per year for maintenance.

Life-to-Date Expenditures Through FY 2023-24 20,246

PROJECT PHASE	Budget FY 2024/25	FY 25/26 - 26/27 Budget		FY 2027/28	FY 2028/29	FY 2029/30 and Beyond	Total
		New Request FY 2025/26	New Request FY 2026/27				
Prelim. Eng. / Environ.	50,000						
Design	75,000						
Right of Way							
Construction	204,754						
Other							
<b>PROJECT TOTAL</b>	<b>329,754</b>	<b>0</b>	<b>0</b>	<b>0</b>	<b>0</b>	<b>0</b>	<b>0</b>

FUNDING SOURCE	Budget FY 2024/25	New Request FY 2025/26	New Request FY 2026/27	FY 2027/28	FY 2028/29	FY 2029/30 and Beyond	Total
<b>REVENUE TOTAL</b>	<b>329,754</b>	<b>0</b>	<b>0</b>	<b>0</b>	<b>0</b>	<b>0</b>	<b>0</b>

City of Moreno Valley  
 Capital Improvement Plan - Project Details  
 FYs 2025-2030 and Beyond

Steeple Chase Drive Reconstruction / Ironwood Avenue to Kalmia Avenue

<b>Department / Division:</b>	<b>Project Priority:</b>	<b>Project Status:</b>	<b>Council District(s):</b>
70 - Public Works / 77 - PW - Capital Projects	Essential Start within 1 yr	In Progress	District 2

Schedule:

Design	July 2024 to December 2025
Advertise / Award	January 2026 to March 2026
Construction	April 2026 to March 2027



Project Description:

This project proposes to remove the existing median landscape, trees, and pavement structural section, and reconstruct a new median with landscape and hardscape and reconstruct the roadway pavement on Steeple Chase Drive from Ironwood Avenue to Kalmia Avenue. The project includes the construction of concrete curb and gutter along both sides of Steeplechase to convey drainage, as well as installation of missing sidewalk on north side of Ironwood Avenue from east of Steeplechase to Lasselle Street.

Justification or Significance of Improvement:

The reconstruction of the pavement on Steeple Chase Drive is needed to enhance drivability and safety for road users and improve drainage in the area.

Estimated Maintenance Costs:

Street maintenance is typically funded by Gas Tax and Measure A funds, and costs on average are approximately \$2.50 / square foot for grind and overlay and \$0.75 / square foot for slurry seal. Street maintenance costs over a 20-year period are estimated to average almost \$12,000 per 13-foot-wide lane mile per year. Street maintenance funding will be part of the deferred maintenance for the whole network.

Life-to-Date Expenditures Through FY 2023-24 15,516

PROJECT PHASE	Budget FY 2024/25	FY 25/26 - 26/27 Budget		FY 2027/28	FY 2028/29	FY 2029/30 and Beyond	Total
		New Request FY 2025/26	New Request FY 2026/27				
Prelim. Eng. / Environ.							
Design	484,484						
Right of Way							
Construction		3,800,000					3,800,000
Other							
<b>PROJECT TOTAL</b>	<b>484,484</b>	<b>3,800,000</b>	<b>0</b>	<b>0</b>	<b>0</b>	<b>0</b>	<b>3,800,000</b>

FUNDING SOURCE	Budget FY 2024/25	New Request FY 2025/26	New Request FY 2026/27	FY 2027/28	FY 2028/29	FY 2029/30 and Beyond	Total
<b>REVENUE TOTAL</b>	<b>484,484</b>	<b>3,800,000</b>	<b>0</b>	<b>0</b>	<b>0</b>	<b>0</b>	<b>3,800,000</b>

City of Moreno Valley  
 Capital Improvement Plan - Project Details  
 FYs 2025-2030 and Beyond

Annual ADA Compliant Access Upgrades

<b>Department / Division:</b>	<b>Project Priority:</b>	<b>Project Status:</b>	<b>Council District(s):</b>
70 - Public Works / 77 - PW - Capital Projects	Essential Start within 1 yr	In Progress	District 1, District 2, District 3, District 4

Schedule:

Design July 2025 to June 2026

Advertise / Award July 2026 to September 2026

Construction October 2026 to June 2027

CITYWIDE

Project Description:

The City's Americans with Disabilities Act (ADA) Transition Plan includes evaluating and upgrading non-compliant curb ramps and sidewalks, constructing missing curb ramps and sidewalks, and addressing other non-compliant issues within the public right of way (PROW) throughout the City. The ADA Administrator provides annual recommendations for curb ramp, sidewalk, and other improvements including an ADA Transition Plan evaluation. This project may also provide matching grant funds to other ADA improvement projects, as needed.

Project Schedule: Ongoing

Justification or Significance of Improvement:

The City's ADA Transition Plan identifies construction of non-compliant ramps and sidewalks to ADA specifications, based on the City's tier priorities and ADA Coordinator's directions for compliance.

Estimated Maintenance Costs:

Ramp maintenance costs over a 20-year period is estimated to average approximately \$750 per location per year.

Life-to-Date Expenditures Through FY 2023-24 1,950,135

PROJECT PHASE	Budget FY 2024/25	FY 25/26 - 26/27 Budget		FY 2027/28	FY 2028/29	FY 2029/30 and Beyond	Total
		New Request FY 2025/26	New Request FY 2026/27				
Prelim. Eng. / Environ.							
Design	25,000	25,000	25,000	25,000			75,000
Right of Way							
Construction	310,873	150,000	150,000	150,000			450,000
Other	136,529	25,000	25,000	25,000			75,000
<b>PROJECT TOTAL</b>	<b>472,402</b>	<b>200,000</b>	<b>200,000</b>	<b>200,000</b>	<b>0</b>	<b>0</b>	<b>600,000</b>
FUNDING SOURCE	Budget FY 2024/25	New Request FY 2025/26	New Request FY 2026/27	FY 2027/28	FY 2028/29	FY 2029/30 and Beyond	Total
State Gasoline Tax 801 0008 70 77 2000	472,402	200,000	200,000	200,000			600,000
<b>REVENUE TOTAL</b>	<b>472,402</b>	<b>200,000</b>	<b>200,000</b>	<b>200,000</b>	<b>0</b>	<b>0</b>	<b>600,000</b>



City of Moreno Valley  
 Capital Improvement Plan - Project Details  
 FYs 2025-2030 and Beyond

**Annual Pavement Maintenance - Crack Seal**

<b>Department / Division:</b>	<b>Project Priority:</b>	<b>Project Status:</b>	<b>Council District(s):</b>
70 - Public Works / 78 - PW - Maintenance & Ops	Essential Start within 1 yr	In Progress	District 1, District 2, District 3, District 4

Schedule:

Construction July 2020 to June 2029

CITYWIDE

Project Description:

The Annual Pavement Maintenance - Crack Seal facilitates minor pavement rehabilitation work and crack sealing, as needed. Crack sealing and isolated removal and reconstruction of distressed pavement areas is performed, as needed, in order to maintain the existing pavement condition and prevent deterioration.

Justification or Significance of Improvement:

The purpose of pavement rehabilitation is to delay pavement surface deterioration while protecting the structural integrity utilizing of cracking sealing treatments as well as the removal and reconstruction of isolated distressed pavement areas.

Estimated Maintenance Costs:

Street maintenance is typically funded by Gas Tax and Measure A funds, and costs on average are approximately \$2.92 / square foot for grind and overlay and \$1.49 / square foot for slurry seal. Street maintenance costs over a 20-year period is estimated to average almost \$15,000 per 13-foot-wide lane mile per year. Street maintenance funding will be part of the deferred maintenance for the whole network.

Life-to-Date Expenditures Through FY 2023-24 194,308

PROJECT PHASE	Budget FY 2024/25	FY 25/26 - 26/27 Budget		FY 2027/28	FY 2028/29	FY 2029/30 and Beyond	Total
		New Request FY 2025/26	New Request FY 2026/27				
Prelim. Eng. / Environ. Design							
Right of Way Construction	148,108	60,000	60,000	85,000	85,000	100,000	390,000
Other							
<b>PROJECT TOTAL</b>	<b>148,108</b>	<b>60,000</b>	<b>60,000</b>	<b>85,000</b>	<b>85,000</b>	<b>100,000</b>	<b>390,000</b>
FUNDING SOURCE	Budget FY 2024/25	New Request FY 2025/26	New Request FY 2026/27	FY 2027/28	FY 2028/29	FY 2029/30 and Beyond	Total
Measure A 801 0017 70 78 2001	148,108	60,000	60,000	85,000	85,000	100,000	390,000
<b>REVENUE TOTAL</b>	<b>148,108</b>	<b>60,000</b>	<b>60,000</b>	<b>85,000</b>	<b>85,000</b>	<b>100,000</b>	<b>390,000</b>

City of Moreno Valley  
 Capital Improvement Plan - Project Details  
 FYs 2025-2030 and Beyond

**Badlands Landfill Integrated Road Maintenance Program**

<b>Department / Division:</b>	<b>Project Priority:</b>	<b>Project Status:</b>	<b>Council District(s):</b>
70 - Public Works / 78 - PW - Maintenance & Ops	Essential Start within 1 yr	In Progress	District 2

Schedule:

Other April 2023 to January 2058



**Project Description:**

The County of Riverside expanded its existing Badlands Landfill, adding approximately 40 years to its life. The heavy County trash vehicles place extra wear on City of Moreno Valley roadways on World Logistics Center (WLC) Parkway and Ironwood Avenue near the landfill. The County has agreed to make fair-share contributions for the City to conduct pavement rehabilitation and maintenance, and drainage improvements along WLC Parkway and Ironwood Avenue, as well as for combatting illegal dumping in the area. This project will provide payments to the City for illegal dumping combatting efforts on an annual basis per the City / County agreement. Schedule: On-going

**Justification or Significance of Improvement:**

Illegal dumping in the rural, north-east part of the City is an on-going problem. The County of Riverside has agreed to provide payments to the City for illegal dumping combatting efforts on an annual basis per the City / County agreement.

**Estimated Maintenance Costs:**

All illegal dumping combatting efforts will be funded by the County of Riverside per City / County funding agreement.

Life-to-Date Expenditures Through FY 2023-24

0

PROJECT PHASE	Budget FY 2024/25	FY 25/26 - 26/27 Budget		FY 2027/28	FY 2028/29	FY 2029/30 and Beyond	Total
		New Request FY 2025/26	New Request FY 2026/27				
Prelim. Eng. / Environ.							
Design							
Right of Way							
Construction							
Other	150,000	50,000	50,000	50,000	50,000	1,400,000	1,600,000
<b>PROJECT TOTAL</b>	<b>150,000</b>	<b>50,000</b>	<b>50,000</b>	<b>50,000</b>	<b>50,000</b>	<b>1,400,000</b>	<b>1,600,000</b>
FUNDING SOURCE	Budget FY 2024/25	New Request FY 2025/26	New Request FY 2026/27	FY 2027/28	FY 2028/29	FY 2029/30 and Beyond	Total
PW Capital Projects 801 0100 3002	150,000	50,000	50,000	50,000	50,000	1,400,000	1,600,000
<b>REVENUE TOTAL</b>	<b>150,000</b>	<b>50,000</b>	<b>50,000</b>	<b>50,000</b>	<b>50,000</b>	<b>1,400,000</b>	<b>1,600,000</b>

City of Moreno Valley  
 Capital Improvement Plan - Project Details  
 FYs 2025-2030 and Beyond

**Cactus Avenue Reconstruction / I-215 to Elsworth Street**

Department / Division:	Project Priority:	Project Status:	Council District(s):
70 - Public Works / 77 - PW - Capital Projects	Essential Start within 1 yr	In Progress	District 1

Schedule:

Design	July 2024 to December 2025



Project Description:

This project will replace the existing Cactus Avenue inadequate roadway pavement section thickness with strong and resilient pavement section from I-215 to Elsworth Street to handle current and future truck traffic.

Justification or Significance of Improvement:

Cactus Avenue is a major arterial bordering March Air Reserve Base in the southwestern portion of the City. This road is a truck route for the City and has suffered extensive damage from the trucks, especially near I-215. The roadway section thickness as originally designed was not adequate for the truck traffic. The road needs a full depth reconstruction from the 215 freeway to Elsworth Street which is the main entrance to the Reserve Base (~2,750' long).

Estimated Maintenance Costs:

Street maintenance is typically funded by Gas Tax and Measure A funds, and costs on average are approximately \$2.50 / square foot for grind and overlay and \$0.75 / square foot for slurry seal. Street maintenance costs over a 20-year period are estimated to average almost \$12,000 per 13-foot-wide lane mile per year. Street maintenance funding will be part of the deferred maintenance for the whole network.

City of Moreno Valley  
 Capital Improvement Plan - Project Details  
 FYs 2025-2030 and Beyond

Life-to-Date Expenditures Through FY 2023-24 9,207

PROJECT PHASE	Budget FY 2024/25	FY 25/26 - 26/27 Budget		FY 2027/28	FY 2028/29	FY 2029/30 and Beyond	Total
		New Request FY 2025/26	New Request FY 2026/27				
Prelim. Eng. / Environ.							
Design							
Right of Way							
Construction	490,793			11,500,000			11,500,000
Other							
<b>PROJECT TOTAL</b>	<b>490,793</b>	<b>0</b>	<b>0</b>	<b>11,500,000</b>	<b>0</b>	<b>0</b>	<b>11,500,000</b>

FUNDING SOURCE	Budget FY 2024/25	FY 25/26 - 26/27 Budget		FY 2027/28	FY 2028/29	FY 2029/30 and Beyond	Total
		New Request FY 2025/26	New Request FY 2026/27				
DIF-Arterial Streets (2901) 801 0106 3301	390,793						
DIF-Interchange Improvement (2911) 801 0106 3311	100,000						
Unfunded Projects 801 0106 UNF				11,500,000			11,500,000
<b>REVENUE TOTAL</b>	<b>490,793</b>	<b>0</b>	<b>0</b>	<b>11,500,000</b>	<b>0</b>	<b>0</b>	<b>11,500,000</b>

City of Moreno Valley  
 Capital Improvement Plan - Project Details  
 FYs 2025-2030 and Beyond

**Citywide Concrete Repair Program**

<b>Department / Division:</b>	<b>Project Priority:</b>	<b>Project Status:</b>	<b>Council District(s):</b>
70 - Public Works / 78 - PW - Maintenance & Ops	Essential Start within 1 yr	In Progress	District 1, District 2, District 3, District 4

Schedule:

Construction July 2021 to June 2029

CITYWIDE

Project Description:

The Citywide Concrete Repair Program consists of the removal and replacement of concrete such as sidewalk, curb & gutter, drive approaches, and pedestrian ramps at various locations throughout the city.

Justification or Significance of Improvement:

The purpose of the Citywide Concrete Repair Program is to repair and replace concrete citywide which will improve pedestrian travel within the community.

Estimated Maintenance Costs:

Annual average sidewalk maintenance costs are estimated at approximately \$6.30 / square foot. Although actual maintenance costs may vary per location depending on the width of the sidewalk and surrounding landscaping and trees.

Life-to-Date Expenditures Through FY 2023-24 229,510

PROJECT PHASE	Budget FY 2024/25	FY 25/26 - 26/27 Budget		FY 2027/28	FY 2028/29	FY 2029/30 and Beyond	Total
		New Request FY 2025/26	New Request FY 2026/27				
Prelim. Eng. / Environ.							
Design							
Right of Way							
Construction	170,489	150,000	150,000	200,000	200,000	200,000	900,000
Other							
<b>PROJECT TOTAL</b>	<b>170,489</b>	<b>150,000</b>	<b>150,000</b>	<b>200,000</b>	<b>200,000</b>	<b>200,000</b>	<b>900,000</b>

FUNDING SOURCE	Budget FY 2024/25	New Request FY 2025/26	New Request FY 2026/27	FY 2027/28	FY 2028/29	FY 2029/30 and Beyond	Total
<b>REVENUE TOTAL</b>	<b>170,489</b>	<b>150,000</b>	<b>150,000</b>	<b>200,000</b>	<b>200,000</b>	<b>200,000</b>	<b>900,000</b>



City of Moreno Valley  
 Capital Improvement Plan - Project Details  
 FYs 2025-2030 and Beyond

Easement Acquisition for Street Purposes

<b>Department / Division:</b>	<b>Project Priority:</b>	<b>Project Status:</b>	<b>Council District(s):</b>
70 - Public Works / 77 - PW - Capital Projects	Essential Start within 1 yr	In Progress	District 1, District 2, District 3, District 4

Schedule:

Other July 2015 to June 2030



Project Description:

This project establishes budget to process citywide Right of Way easement dedications in advance of need. The budget is used for staff and consultant time to solicit voluntary Right of Way from property owners, and for professional survey services to prepare the dedication documents. Some of the current priority locations include: • Alessandro Boulevard, Kitching Street to Lasselie Street • Eucalyptus Avenue, Perris Boulevard to Kitching Street • Gregory Lane East of Heacock Street • Indian Street, Krameria Avenue to Iris Avenue • Iris Avenue at Emma Lane • Mathews Road, South of Kalmia Avenue • Sunnymead Boulevard West of Kitching Street • Brill Road, Edgemont Street to Day Street

Schedule: Ongoing

Justification or Significance of Improvement:

Projects which have already secured Right of Way are more competitive to receive grant funding for future roadway improvement projects.

Estimated Maintenance Costs:

This project is not expected to increase maintenance cost.

Life-to-Date Expenditures Through FY 2023-24 62,631

PROJECT PHASE	Budget FY 2024/25	FY 25/26 - 26/27 Budget		FY 2027/28	FY 2028/29	FY 2029/30 and Beyond	Total
		New Request FY 2025/26	New Request FY 2026/27				
Prelim. Eng. / Environ.							
Design							
Right of Way	76,367	25,000	25,000	25,000			75,000
Construction							
Other							
<b>PROJECT TOTAL</b>	<b>76,367</b>	<b>25,000</b>	<b>25,000</b>	<b>25,000</b>	<b>0</b>	<b>0</b>	<b>75,000</b>
FUNDING SOURCE	Budget FY 2024/25	New Request FY 2025/26	New Request FY 2026/27	FY 2027/28	FY 2028/29	FY 2029/30 and Beyond	Total
State Gasoline Tax 801 0065 2000	76,367	25,000	25,000	25,000			75,000
<b>REVENUE TOTAL</b>	<b>76,367</b>	<b>25,000</b>	<b>25,000</b>	<b>25,000</b>	<b>0</b>	<b>0</b>	<b>75,000</b>

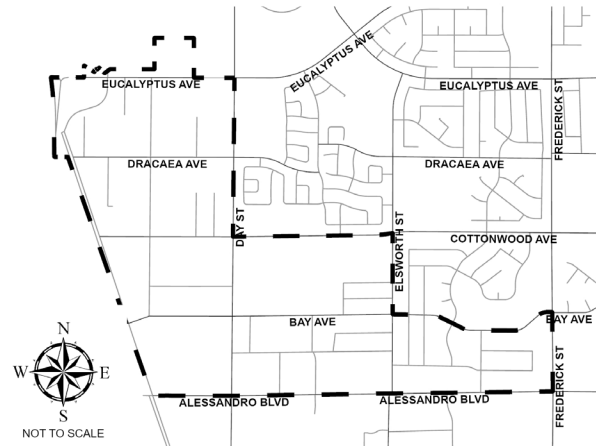
City of Moreno Valley  
 Capital Improvement Plan - Project Details  
 FYs 2025-2030 and Beyond

Edgemont Community Sidewalk and Street Improvements

<b>Department / Division:</b>	<b>Project Priority:</b>	<b>Project Status:</b>	<b>Council District(s):</b>
70 - Public Works / 76 - PW - Transportation	Essential Start within 1 yr	New	District 1

Schedule:

Design	July 2025 to June 2027
Advertise / Award	July 2027 to September 2027
Construction	October 2027 to December 2028



Project Description:

This project includes the design and construction of sidewalks in Edgemont. This project aims to enhance pedestrian and driver safety, improve accessibility, and elevate the living standards for the community by implementing thoughtful infrastructure upgrades throughout the community of Edgemont.

Justification or Significance of Improvement:

Edgemont was incorporated in 1984. The streets do not have adequate sidewalks and pedestrian streetlights. Residents are not able to access schools and community center areas without driving. The proposed improvements will greatly enhance the overall pedestrian safety.

Estimated Maintenance Costs:

The estimated annual maintenance costs for the proposed improvements, including sidewalks, curb ramps, and routine street maintenance, are approximately \$10,000.

Life-to-Date Expenditures Through FY 2023-24 0

PROJECT PHASE	Budget FY 2024/25	FY 25/26 - 26/27 Budget		FY 2027/28	FY 2028/29	FY 2029/30 and Beyond	Total
		New Request FY 2025/26	New Request FY 2026/27				
Prelim. Eng. / Environ.		15,000	15,000	15,000	15,000	15,000	75,000
Design		450,000	450,000	450,000	450,000	450,000	2,250,000
Right of Way							
Construction		2,535,000	2,535,000	2,535,000	2,535,000	2,535,000	12,675,000
Other							
<b>PROJECT TOTAL</b>	<b>0</b>	<b>3,000,000</b>	<b>3,000,000</b>	<b>3,000,000</b>	<b>3,000,000</b>	<b>3,000,000</b>	<b>15,000,000</b>
FUNDING SOURCE	Budget FY 2024/25	New Request FY 2025/26	New Request FY 2026/27	FY 2027/28	FY 2028/29	FY 2029/30 and Beyond	Total
Unfunded Projects				3,000,000	3,000,000	3,000,000	9,000,000
801 0117 UNF							
Measure A		3,000,000	3,000,000				6,000,000
801 0117 2001							
<b>REVENUE TOTAL</b>	<b>0</b>	<b>3,000,000</b>	<b>3,000,000</b>	<b>3,000,000</b>	<b>3,000,000</b>	<b>3,000,000</b>	<b>15,000,000</b>

City of Moreno Valley  
 Capital Improvement Plan - Project Details  
 FYs 2025-2030 and Beyond

Heacock Street South Extension

<b>Department / Division:</b>	<b>Project Priority:</b>	<b>Project Status:</b>	<b>Council District(s):</b>
70 - Public Works / 77 - PW - Capital Projects	Desirable Start within 3 to 5 yrs	In Progress	District 1, District 2, District 3, District 4

Schedule:

Design September 2024 to December 2026



Project Description:

This project provides street widening for Heacock Street to full street width per City standards for arterial street from Nandina Avenue to south City limits. Right of Way: TBD Construction: TBD

Justification or Significance of Improvement:

Extension of Heacock Street to Harley Knox Boulevard would reduce traffic on Indian Street and Perris Boulevard, both of which are projected to carry large traffic volumes in the City’s Circulation Element. It is also favored by MARB emergency services staff, which desires the connection to aid in responding to airfield-related incidents. The extension would also facilitate development of the adjacent industrial area.

Estimated Maintenance Costs:

Street maintenance is typically funded by Gas Tax and Measure A funds, and costs on average are approximately \$2.50 / square foot for grind and overlay and \$0.75 / square foot for slurry seal. Street maintenance costs over a 20-year period are estimated to average almost \$12,000 per 13-foot-wide lane mile per year. Street maintenance funding will be part of the deferred maintenance for the whole network.

City of Moreno Valley  
 Capital Improvement Plan - Project Details  
 FYs 2025-2030 and Beyond

Life-to-Date Expenditures Through FY 2023-24 398,082

PROJECT PHASE	Budget FY 2024/25	FY 25/26 - 26/27 Budget		FY 2027/28	FY 2028/29	FY 2029/30 and Beyond	Total
		New Request FY 2025/26	New Request FY 2026/27				
Prelim. Eng. / Environ.							
Design	937,318						
Right of Way				1,000,000			1,000,000
Construction				10,000,000			10,000,000
Other							
<b>PROJECT TOTAL</b>	<b>937,318</b>	<b>0</b>	<b>0</b>	<b>11,000,000</b>	<b>0</b>	<b>0</b>	<b>11,000,000</b>

FUNDING SOURCE	Budget FY 2024/25	FY 25/26 - 26/27 Budget		FY 2027/28	FY 2028/29	FY 2029/30 and Beyond	Total
		New Request FY 2025/26	New Request FY 2026/27				
TUMF Capital Projects 801 0010 70 77 3003	893,905						
State Gasoline Tax 801 0010 70 77 2000	43,413						
Unfunded Projects 801 0010 70 77 UNF				11,000,000			11,000,000
<b>REVENUE TOTAL</b>	<b>937,318</b>	<b>0</b>	<b>0</b>	<b>11,000,000</b>	<b>0</b>	<b>0</b>	<b>11,000,000</b>

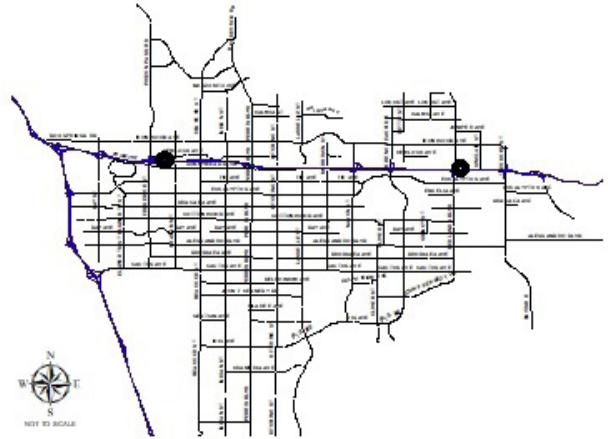
City of Moreno Valley  
 Capital Improvement Plan - Project Details  
 FYs 2025-2030 and Beyond

Moreno Valley Gateway Monuments on SR-60 Freeway

<b>Department / Division:</b> 70 - Public Works / 77 - PW - Capital Projects	<b>Project Priority:</b> Essential Start within 1 yr	<b>Project Status:</b> New	<b>Council District(s):</b> District 1, District 2, District 3
---	---	-------------------------------	---

Schedule:

Design July 2025 to December 2026



Project Description:

This project will install gateway monuments on SR-60 freeway at the west and east entrances to the City. The monuments include special artwork, lighting, and related decorative features.

Justification or Significance of Improvement:

The proposed monuments could enhance aesthetic appearance of the City and promote business and visitor friendly environment that could result in positive benefits for the City.

Estimated Maintenance Costs:

The estimated annual cost to maintain monuments is approximately at \$5,000.

Life-to-Date Expenditures Through FY 2023-24 0

PROJECT PHASE	Budget FY 2024/25	FY 25/26 - 26/27 Budget		FY 2027/28	FY 2028/29	FY 2029/30 and Beyond	Total
		New Request FY 2025/26	New Request FY 2026/27				
Prelim. Eng. / Environ.							
Design		400,000					400,000
Right of Way							
Construction			600,000	600,000			1,200,000
Other							
<b>PROJECT TOTAL</b>	<b>0</b>	<b>400,000</b>	<b>600,000</b>	<b>600,000</b>	<b>0</b>	<b>0</b>	<b>1,600,000</b>

FUNDING SOURCE	Budget FY 2024/25	New Request FY 2025/26	New Request FY 2026/27	FY 2027/28	FY 2028/29	FY 2029/30 and Beyond	Total
<b>REVENUE TOTAL</b>	<b>0</b>	<b>400,000</b>	<b>600,000</b>	<b>600,000</b>	<b>0</b>	<b>0</b>	<b>1,600,000</b>



City of Moreno Valley  
 Capital Improvement Plan - Project Details  
 FYs 2025-2030 and Beyond

**Pavement Management Program (PMP)**

<b>Department / Division:</b>	<b>Project Priority:</b>	<b>Project Status:</b>	<b>Council District(s):</b>
70 - Public Works / 77 - PW - Capital Projects	Necessary Start within 1 to 3 yrs	In Progress	District 1, District 2, District 3, District 4

Schedule:

Other July 2019 to June 2030

CITYWIDE

**Project Description:**

This project is to perform field visual inspection of all City-owned streets in the network to obtain their current condition and determine their Pavement Condition Index (PCI). The project also provides updates to network inventory with new streets and PCI values. The PMP is crucial in decision making and selection of streets for pavement rehabilitation and preservation.

Schedule: on-going

**Justification or Significance of Improvement:**

The City is required to inspect its streets every 3 years for arterial/collectors and 5 years for local streets and update its Pavement Management Program in order to be eligible to receive Federal and State SB1 funding for pavement rehabilitation and preservation.

**Estimated Maintenance Costs:**

It is estimated that it may cost between \$150,000 to \$200,000 to maintain the Pavement Management Program every 3 years.

Life-to-Date Expenditures Through FY 2023-24 177,108

PROJECT PHASE	Budget FY 2024/25	FY 25/26 - 26/27 Budget		FY 2027/28	FY 2028/29	FY 2029/30 and Beyond	Total
		New Request FY 2025/26	New Request FY 2026/27				
Prelim. Eng. / Environ.							
Design							
Right of Way							
Construction							
Other	5,022	60,000	60,000	60,000	60,000	60,000	300,000
<b>PROJECT TOTAL</b>	<b>5,022</b>	<b>60,000</b>	<b>60,000</b>	<b>60,000</b>	<b>60,000</b>	<b>60,000</b>	<b>300,000</b>

FUNDING SOURCE	Budget FY 2024/25	New Request FY 2025/26	New Request FY 2026/27	FY 2027/28	FY 2028/29	FY 2029/30 and Beyond	Total
Unfunded Projects 801 0083 UNF				60,000	60,000	60,000	180,000
<b>REVENUE TOTAL</b>	<b>5,022</b>	<b>60,000</b>	<b>60,000</b>	<b>60,000</b>	<b>60,000</b>	<b>60,000</b>	<b>300,000</b>

City of Moreno Valley  
 Capital Improvement Plan - Project Details  
 FYs 2025-2030 and Beyond

Residential Traffic Management Program

<b>Department / Division:</b>	<b>Project Priority:</b>	<b>Project Status:</b>	<b>Council District(s):</b>
70 - Public Works / 76 - PW - Transportation	Essential Start within 1 yr	In Progress	District 1, District 2, District 3, District 4

Schedule:

Construction July 2010 to June 2030

CITYWIDE

Project Description:

Citywide traffic management strategies, include but are not limited to, signing, striping, radar speed feedback signs, installation of speed humps and tables, and roundabouts to be implemented based on vehicular speeds and traffic volumes to supplement existing public education and enforcement efforts to reduce vehicle speeds within residential neighborhoods. Project Schedule: Ongoing

Justification or Significance of Improvement:

The Transportation Engineering Division has established the Residential Traffic Management Program under City Council's direction to address residential speeding issues.

Estimated Maintenance Costs:

Annual average cost associated with maintaining speed hump performance is \$500 per hump.

Life-to-Date Expenditures Through FY 2023-24 310,298

PROJECT PHASE	Budget FY 2024/25	FY 25/26 - 26/27 Budget		FY 2027/28	FY 2028/29	FY 2029/30 and Beyond	Total
		New Request FY 2025/26	New Request FY 2026/27				
Prelim. Eng. / Environ.							
Design							
Right of Way							
Construction	320,468	50,000	50,000	100,000			200,000
Other							
<b>PROJECT TOTAL</b>	<b>320,468</b>	<b>50,000</b>	<b>50,000</b>	<b>100,000</b>	<b>0</b>	<b>0</b>	<b>200,000</b>

FUNDING SOURCE	Budget FY 2024/25	New Request FY 2025/26	New Request FY 2026/27	FY 2027/28	FY 2028/29	FY 2029/30 and Beyond	Total
<b>REVENUE TOTAL</b>	<b>320,468</b>	<b>50,000</b>	<b>50,000</b>	<b>100,000</b>	<b>0</b>	<b>0</b>	<b>200,000</b>

City of Moreno Valley  
 Capital Improvement Plan - Project Details  
 FYs 2025-2030 and Beyond

SR-60 / Redlands Boulevard Interchange

<b>Department / Division:</b>	<b>Project Priority:</b>	<b>Project Status:</b>	<b>Council District(s):</b>
70 - Public Works / 77 - PW - Capital Projects	Necessary Start within 1 to 3 yrs	In Progress	District 2, District 3

Schedule:

Design	July 2024 to December 2026
Right of Way	January 2027 to June 2028



Project Description:

This project consists of replacement of the interchange, including bridge and ramp replacement to improve traffic operations, brings vertical clearance over the freeway to correct standards, and supports forecast travel demands. The project includes improvements on Redlands Boulevard from Hemlock Avenue to south side of the interchange.

Justification or Significance of Improvement:

The existing interchange requires modification to meet future traffic demand.

Estimated Maintenance Costs:

Street maintenance costs over a 20-year period are estimated to average approximately \$12,000 per 13-foot-wide lane mile per year. Caltrans will fund maintenance of the freeway, ramps, and structure.

Life-to-Date Expenditures Through FY 2023-24 1,097,549

PROJECT PHASE	Budget FY 2024/25	FY 25/26 - 26/27 Budget		FY 2027/28	FY 2028/29	FY 2029/30 and Beyond	Total
		New Request FY 2025/26	New Request FY 2026/27				
Prelim. Eng. / Environ.	2,618,698						
Design							
Right of Way				13,000,000			13,000,000
Construction				50,000,000			50,000,000
Other							
<b>PROJECT TOTAL</b>	<b>2,618,698</b>	<b>0</b>	<b>0</b>	<b>63,000,000</b>	<b>0</b>	<b>0</b>	<b>63,000,000</b>

FUNDING SOURCE	Budget FY 2024/25	New Request FY 2025/26	New Request FY 2026/27	FY 2027/28	FY 2028/29	FY 2029/30 and Beyond	Total
General Fund 801 0064 1010	5,187						
Unfunded Projects 801 0064 UNF				63,000,000			63,000,000
<b>REVENUE TOTAL</b>	<b>2,618,698</b>	<b>0</b>	<b>0</b>	<b>63,000,000</b>	<b>0</b>	<b>0</b>	<b>63,000,000</b>

City of Moreno Valley  
 Capital Improvement Plan - Project Details  
 FYs 2025-2030 and Beyond

SR-60 / World Logistics Center Parkway Interchange

<b>Department / Division:</b>	<b>Project Priority:</b>	<b>Project Status:</b>	<b>Council District(s):</b>
70 - Public Works / 77 - PW - Capital Projects	Necessary Start within 1 to 3 yrs	In Progress	District 2, District 3

Schedule:

Design July 2023 to June 2026

Right of Way July 2026 to December 2027



Project Description:

This project consists of replacement of the interchange, including bridge and ramp replacement to improve traffic operations, bring vertical clearance over the freeway to current standards, and support forecast travel demands. The project includes improvements generally from Eucalyptus Avenue to Ironwood Avenue, including eastbound and westbound ramps to and from SR-60, and auxiliary lanes on SR-60. Right of Way: TBD (Subject to funding availability) Construction: TBD (Subject to funding availability)

Justification or Significance of Improvement:


The existing interchange requires modification to meet future traffic demands and update geometric deficiencies.

Estimated Maintenance Costs:

Street and bridge surface maintenance costs over a 20-year period are estimated to average approximately \$12,000 per 13-foot-wide lane mile per year. Caltrans will fund maintenance of the ramps, freeway, and structures.

Life-to-Date Expenditures Through FY 2023-24 4,263,736

PROJECT PHASE	Budget FY 2024/25	FY 25/26 - 26/27 Budget		FY 2027/28	FY 2028/29	FY 2029/30 and Beyond	Total
		New Request FY 2025/26	New Request FY 2026/27				
Prelim. Eng. / Environ.							
Design	2,960,645						
Right of Way				18,000,000	98,000,000		116,000,000
Construction							
Other							
<b>PROJECT TOTAL</b>	<b>2,960,645</b>	<b>0</b>	<b>0</b>	<b>18,000,000</b>	<b>98,000,000</b>	<b>0</b>	<b>116,000,000</b>
FUNDING SOURCE	Budget FY 2024/25	New Request FY 2025/26	New Request FY 2026/27	FY 2027/28	FY 2028/29	FY 2029/30 and Beyond	Total
TUMF Capital Projects 801 0052 70 77 3003	2,960,645						
Unfunded Projects 801 0052 70 77 UNF				18,000,000	98,000,000		116,000,000
<b>REVENUE TOTAL</b>	<b>2,960,645</b>	<b>0</b>	<b>0</b>	<b>18,000,000</b>	<b>98,000,000</b>	<b>0</b>	<b>116,000,000</b>



THIS PAGE INTENTIONALLY LEFT BLANK





# BRIDGES


CAPITAL IMPROVEMENT PLAN 2025/26 • 2026/27 / CITY OF MORENO VALLEY



# BRIDGES

CAPITAL IMPROVEMENT PLAN FY 2025-2030 AND BEYOND / CITY OF MORENO VALLEY

Funded Projects	
Bridge Annual Inspection Program	75
Bridge Preventative Maintenance Program - Implementation Phase	76
Indian St / Cardinal Avenue Bridge (Over Lateral A)	77



THIS PAGE INTENTIONALLY LEFT BLANK

City of Moreno Valley  
 Capital Improvement Plan - Project Details  
 FYs 2025-2030 and Beyond

Bridge Annual Inspection Program

<b>Department / Division:</b>	<b>Project Priority:</b>	<b>Project Status:</b>	<b>Council District(s):</b>
70 - Public Works / 77 - PW - Capital Projects	Essential Start within 1 yr	In Progress	District 1, District 2, District 3, District 4

Schedule:

Other July 2025 to June 2030

CITYWIDE

Project Description:

The Bridge Annual Inspection Program assesses the need for bridge spot repair and deck treatment for bridges located within the City limits. Twenty-two (22) bridges within the City have been identified for priority maintenance inspection. Bridges that need repair and/or treatment are recommended and funded as a separate project.

Construction is performed under separate City Capital Improvement Plan (CIP) project: Bridge Preventative Maintenance Program - Implementation Phase

Inspection: Ongoing

Justification or Significance of Improvement:

This program assesses the need for minor repairs of existing bridges within City limits.

Estimated Maintenance Costs:

Bridge improvement and routine maintenance costs are estimated to average almost \$1.20 per square foot per year. Bridge surface and street maintenance costs over a 20-year period are estimated to average almost \$12,000 per 13-foot-wide lane mile per year.

Life-to-Date Expenditures Through FY 2023-24 102,312

PROJECT PHASE	Budget FY 2024/25	FY 25/26 - 26/27 Budget		FY 2027/28	FY 2028/29	FY 2029/30 and Beyond	Total
		New Request FY 2025/26	New Request FY 2026/27				
Prelim. Eng. / Environ.							
Design							
Right of Way							
Construction							
Other	62,583	10,000	10,000	10,000	10,000	10,000	50,000
<b>PROJECT TOTAL</b>	<b>62,583</b>	<b>10,000</b>	<b>10,000</b>	<b>10,000</b>	<b>10,000</b>	<b>10,000</b>	<b>50,000</b>
FUNDING SOURCE	Budget FY 2024/25	New Request FY 2025/26	New Request FY 2026/27	FY 2027/28	FY 2028/29	FY 2029/30 and Beyond	Total
State Gasoline Tax 802 0002 70 77 2000	62,583	10,000	10,000	10,000	10,000	10,000	50,000
<b>REVENUE TOTAL</b>	<b>62,583</b>	<b>10,000</b>	<b>10,000</b>	<b>10,000</b>	<b>10,000</b>	<b>10,000</b>	<b>50,000</b>

City of Moreno Valley  
 Capital Improvement Plan - Project Details  
 FYs 2025-2030 and Beyond

Bridge Preventative Maintenance Program - Implementation Phase

<b>Department / Division:</b>	<b>Project Priority:</b>	<b>Project Status:</b>	<b>Council District(s):</b>
70 - Public Works / 77 - PW - Capital Projects	Necessary Start within 1 to 3 yrs	In Progress	District 1, District 3, District 4

Schedule:

Design	July 2025 to June 2026
Advertise / Award	July 2026 to September 2026
Construction	October 2026 to June 2027



Project Description:

The implementation phase performs engineering and prepares plans, specifications, and estimates for the most needed bridge repairs in the City, as presented and concurred by Caltrans, as needed.

Justification or Significance of Improvement:

The program repairs existing bridges within City limits.

Estimated Maintenance Costs:

Bridge improvement and routine maintenance costs are estimated to average almost \$1.20 per square foot per year. Bridge surface and street maintenance costs over a 20-year period are estimated to average almost \$12,000 per 13-foot-wide lane mile per year.

Life-to-Date Expenditures Through FY 2023-24 0

PROJECT PHASE	Budget FY 2024/25	FY 25/26 - 26/27 Budget		FY 2027/28	FY 2028/29	FY 2029/30 and Beyond	Total
		New Request FY 2025/26	New Request FY 2026/27				
Prelim. Eng. / Environ.							
Design	250,000						
Right of Way							
Construction	929,214	500,000		500,000	500,000	4,000,000	5,500,000
Other							
<b>PROJECT TOTAL</b>	<b>1,179,214</b>	<b>500,000</b>	<b>0</b>	<b>500,000</b>	<b>500,000</b>	<b>4,000,000</b>	<b>5,500,000</b>
FUNDING SOURCE	Budget FY 2024/25	New Request FY 2025/26	New Request FY 2026/27	FY 2027/28	FY 2028/29	FY 2029/30 and Beyond	Total
State Gasoline Tax 802 0006 2000	235,843	500,000		500,000	500,000	4,000,000	5,500,000
Capital Projects Grants 802 0006 2301	943,371						
<b>REVENUE TOTAL</b>	<b>1,179,214</b>	<b>500,000</b>	<b>0</b>	<b>500,000</b>	<b>500,000</b>	<b>4,000,000</b>	<b>5,500,000</b>



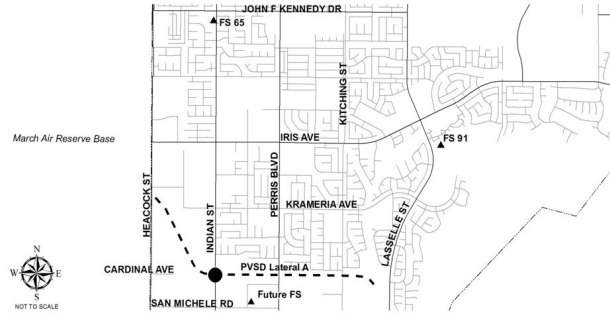
City of Moreno Valley  
 Capital Improvement Plan - Project Details  
 FYs 2025-2030 and Beyond

Indian Street / Cardinal Avenue Bridge (Over Lateral A)

<b>Department / Division:</b>	<b>Project Priority:</b>	<b>Project Status:</b>	<b>Council District(s):</b>
70 - Public Works / 77 - PW - Capital Projects	Essential Start within 1 yr	In Progress	District 4

Schedule:

Design	January 2023 to December 2026
Advertise / Award	January 2027 to December 2027



Project Description:

This project will provide an approximately 150 foot long, four-lane bridge on Indian Street over Flood Control Channel Lateral A (at Cardinal Avenue) and associated roadway improvements on Indian Street. The bridge and roadway improvements will complete the connection of Indian Street north of the channel to south of the channel. Construction: pending subject to funding availability

Justification or Significance of Improvement:


This project will close a gap, provide continuity in traffic, and benefit emergency responders. A future fire station is being planned for the City's south side industrial area. This bridge will enhance response time for emergencies.

Estimated Maintenance Costs:

Bridge improvement and routine maintenance costs are estimated to average almost \$1.20 per square foot per year. Bridge surface and street maintenance costs over a 20-year period are estimated to average almost \$12,000 per 13-foot-wide lane mile per year.

Life-to-Date Expenditures Through FY 2023-24 456,815

PROJECT PHASE	Budget FY 2024/25	FY 25/26 - 26/27 Budget		FY 2027/28	FY 2028/29	FY 2029/30 and Beyond	Total
		New Request FY 2025/26	New Request FY 2026/27				
Prelim. Eng. / Environ.							
Design	1,423,421	200,000					200,000
Right of Way		600,000					600,000
Construction				12,000,000			12,000,000
Other							
<b>PROJECT TOTAL</b>	<b>1,423,421</b>	<b>800,000</b>	<b>0</b>	<b>12,000,000</b>	<b>0</b>	<b>0</b>	<b>12,800,000</b>
FUNDING SOURCE	Budget FY 2024/25	New Request FY 2025/26	New Request FY 2026/27	FY 2027/28	FY 2028/29	FY 2029/30 and Beyond	Total
Capital Projects Grants 802 0004 2301	694,179						
DIF-Arterial Streets (2901) 802 0004 3301	610,697	800,000					800,000
Unfunded Projects 802 0004 UNF				12,000,000			12,000,000
<b>REVENUE TOTAL</b>	<b>1,304,876</b>	<b>800,000</b>	<b>0</b>	<b>12,000,000</b>	<b>0</b>	<b>0</b>	<b>12,800,000</b>



THIS PAGE INTENTIONALLY LEFT BLANK




# BUILDINGS



# BUILDINGS

CAPITAL IMPROVEMENT PLAN FY 2025-2030 AND BEYOND / CITY OF MORENO VALLEY

<b>Funded Projects</b>	
Business & Employment Resource Center (BERC)	83
City Hall Elevator Modernization	84
City Hall Security Improvements	85
Civic Center Exterior Lighting Safety Upgrades	86
Corporate Yard Building / Fleet Shop Remodel	87
Corporate Yard Master Plan Update	88
Corporate Yard Office Building F	89
Fire Alarm Systems Replacement	90
Immersive Museum & Public Art Facility	91
Main Library Renovation (Design)	92
Moreno Valley Senior Center Expansion	93
Public Safety Building HVAC Replacement	94
Police Station Evidence Room and Lockers Improvements	95
<b>Partially Funded Projects</b>	
Conference and Recreation Center Renovations	96
Park Restroom Renovations at Various Sites	97



THIS PAGE INTENTIONALLY LEFT BLANK



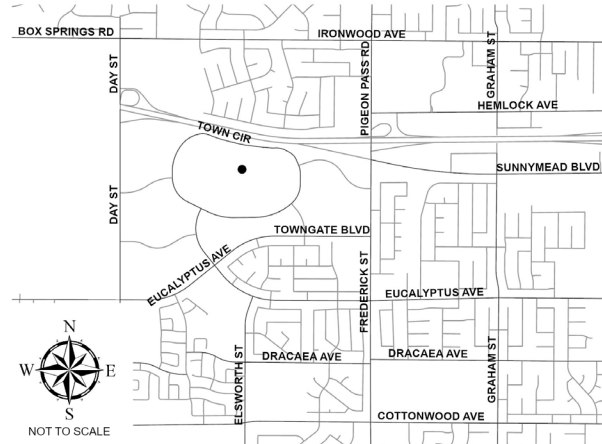
City of Moreno Valley  
 Capital Improvement Plan - Project Details  
 FYs 2025-2030 and Beyond

**Business & Employment Resource Center (BERC)**

<b>Department / Division:</b>	<b>Project Priority:</b>	<b>Project Status:</b>	<b>Council District(s):</b>
22 - Economic Development / 25 - Administration	Essential Start within 1 yr	In Progress	District 1

Schedule:

Construction July 2025 to June 2026



Project Description:

The City of Moreno Valley will design and build a new Business & Employment Resource Center (BERC) to support workforce development, small business growth, and economic opportunity for residents and local entrepreneurs. The facility will include dedicated spaces for business training, job seeker services, workshops, hiring events, and community engagement. It will also house City offices and be available for public use. The project will occupy approximately 35,000 square feet of the 76,000 square foot first floor of the former Sears retail store in the Moreno Valley Mall. The target completion/opening date for the BERC is by June 2026.

Justification or Significance of Improvement:

To be a catalyst for job creation, the new center will provide workforce training, entrepreneurial programs, and business support. This initiative will help expand existing BERC programs and generate high-quality jobs by fostering new businesses, expanding existing ones, and attracting employers, contributing to the growth of the local economy.

Estimated Maintenance Costs:

Annual average building maintenance costs are estimated at approximately \$10/SF. Although actual maintenance costs may vary, this estimated cost is based on an industry accepted standard maintenance cost.

Life-to-Date Expenditures Through FY 2023-24 0

PROJECT PHASE	Budget FY 2024/25	FY 25/26 - 26/27 Budget		FY 2027/28	FY 2028/29	FY 2029/30 and Beyond	Total
		New Request FY 2025/26	New Request FY 2026/27				
Prelim. Eng. / Environ.							
Design							
Right of Way							
Construction		6,000,000					6,000,000
Other							
<b>PROJECT TOTAL</b>	<b>0</b>	<b>6,000,000</b>	<b>0</b>	<b>0</b>	<b>0</b>	<b>0</b>	<b>6,000,000</b>

FUNDING SOURCE	Budget FY 2024/25	New Request FY 2025/26	New Request FY 2026/27	FY 2027/28	FY 2028/29	FY 2029/30 and Beyond	Total
<b>REVENUE TOTAL</b>	<b>0</b>	<b>6,000,000</b>	<b>0</b>	<b>0</b>	<b>0</b>	<b>0</b>	<b>6,000,000</b>

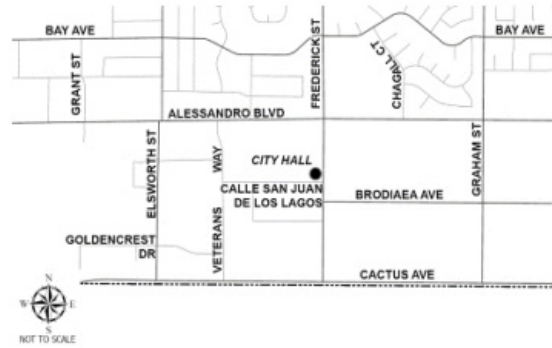
City of Moreno Valley  
 Capital Improvement Plan - Project Details  
 FYs 2025-2030 and Beyond

City Hall Elevator Modernization

Department / Division: 70 - Public Works / 40 - Fleet & Facilities	Project Priority:	Project Status: In Progress	Council District(s):
---	-------------------	--------------------------------	----------------------

Schedule:

Design	April 2023 to November 2023
Advertise / Award	December 2023 to February 2024
Construction	March 2024 to February 2026



Project Description:

This project will include the modernization of the existing passenger elevator at City Hall to upgrade all critical components.

Justification or Significance of Improvement:

The purpose of the elevator modernization project is to upgrade the current elevator system to improve reliability, safety, energy-efficiency, comfort, and appearance. The current elevator is nearing the end of its useful life and has experienced system failures. The modernization project will extend the useful life of the elevator.

Estimated Maintenance Costs:

Annual average building maintenance costs are estimated at approximately \$10/SF. Although actual maintenance costs may vary, this estimated cost is based on an industry accepted standard maintenance cost. Funding sources also vary, depending on the type of building, but the primary source is the General Fund.

Life-to-Date Expenditures Through FY 2023-24 111,200

PROJECT PHASE	Budget FY 2024/25	FY 25/26 - 26/27 Budget		FY 2027/28	FY 2028/29	FY 2029/30 and Beyond	Total
		New Request FY 2025/26	New Request FY 2026/27				
Prelim. Eng. / Environ.							
Design							
Right of Way							
Construction	541,000						
Other							
<b>PROJECT TOTAL</b>	<b>541,000</b>	<b>0</b>	<b>0</b>	<b>0</b>	<b>0</b>	<b>0</b>	<b>0</b>

FUNDING SOURCE	Budget FY 2024/25	New Request FY 2025/26	New Request FY 2026/27	FY 2027/28	FY 2028/29	FY 2029/30 and Beyond	Total
<b>REVENUE TOTAL</b>	<b>541,000</b>	<b>0</b>	<b>0</b>	<b>0</b>	<b>0</b>	<b>0</b>	<b>0</b>

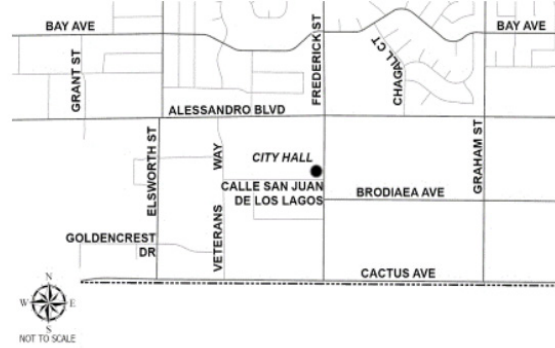
City of Moreno Valley  
 Capital Improvement Plan - Project Details  
 FYs 2025-2030 and Beyond

City Hall Security Improvements

<b>Department / Division:</b>	<b>Project Priority:</b>	<b>Project Status:</b>	<b>Council District(s):</b>
70 - Public Works / 40 - Fleet & Facilities	Essential Start within 1 yr	In Progress	District 1

Schedule:

Construction	July 2024 to December 2025



Project Description:

This project will install security improvements to the entrance and lobby of City Hall.

Justification or Significance of Improvement:

The purpose of the City Hall security improvements is to remodel the entrance and lobby, including public service counter to provide a safer environment for the public and City employees.

Estimated Maintenance Costs:

Annual average building maintenance costs are estimated at approximately \$10/SF. Although actual maintenance costs may vary, this estimated cost is based on an industry accepted standard maintenance cost. Funding sources also vary, depending on the type of building, but the primary source is the General Fund.

Life-to-Date Expenditures Through FY 2023-24 0

PROJECT PHASE	Budget FY 2024/25	FY 25/26 - 26/27 Budget		FY 2027/28	FY 2028/29	FY 2029/30 and Beyond	Total
		New Request FY 2025/26	New Request FY 2026/27				
Prelim. Eng. / Environ.							
Design	850,000						
Right of Way							
Construction							
Other							
<b>PROJECT TOTAL</b>	<b>850,000</b>	<b>0</b>	<b>0</b>	<b>0</b>	<b>0</b>	<b>0</b>	<b>0</b>

FUNDING SOURCE	Budget FY 2024/25	New Request FY 2025/26	New Request FY 2026/27	FY 2027/28	FY 2028/29	FY 2029/30 and Beyond	Total
<b>REVENUE TOTAL</b>	<b>850,000</b>	<b>0</b>	<b>0</b>	<b>0</b>	<b>0</b>	<b>0</b>	<b>0</b>

City of Moreno Valley  
 Capital Improvement Plan - Project Details  
 FYs 2025-2030 and Beyond

Civic Center Exterior Lighting Safety Upgrades

Department / Division: 70 - Public Works / 40 - Fleet & Facilities	Project Priority:	Project Status: In Progress	Council District(s):
---	-------------------	--------------------------------	----------------------

Schedule:

---



---



---



---



---



---



---



Project Description:

This project will install new lighting and upgrade existing lighting at the City Civic Center.

Justification or Significance of Improvement:

The purpose of this project is to expand the current exterior lighting at the Civic Center to enhance safety and security. The current exterior lighting does not provide enough lumens throughout the parking lots. The new and upgraded lighting standards will require less maintenance.

Estimated Maintenance Costs:

Annual average building maintenance costs are estimated at approximately \$10/SF. Although actual maintenance costs may vary, this estimated cost is based on an industry accepted standard maintenance cost. Funding sources also vary, depending on the type of building, but the primary source is the General Fund.

Life-to-Date Expenditures Through FY 2023-24 112,867

PROJECT PHASE	Budget FY 2024/25	FY 25/26 - 26/27 Budget		FY 2027/28	FY 2028/29	FY 2029/30 and Beyond	Total
		New Request FY 2025/26	New Request FY 2026/27				
Prelim. Eng. / Environ.							
Design	37,133						
Right of Way							
Construction							
Other							
<b>PROJECT TOTAL</b>	<b>37,133</b>	<b>0</b>	<b>0</b>	<b>0</b>	<b>0</b>	<b>0</b>	<b>0</b>

FUNDING SOURCE	Budget FY 2024/25	New Request FY 2025/26	New Request FY 2026/27	FY 2027/28	FY 2028/29	FY 2029/30 and Beyond	Total
<b>REVENUE TOTAL</b>	<b>37,133</b>	<b>0</b>	<b>0</b>	<b>0</b>	<b>0</b>	<b>0</b>	<b>0</b>

City of Moreno Valley  
 Capital Improvement Plan - Project Details  
 FYs 2025-2030 and Beyond

Corporate Yard Building / Fleet Shop Remodel

<b>Department / Division:</b> 70 - Public Works / 40 - Fleet & Facilities	<b>Project Priority:</b> Necessary Start within 1 to 3 yrs	<b>Project Status:</b> In Progress	<b>Council District(s):</b> District 4
--	---	---------------------------------------	---

Schedule:

Design	July 2022 to June 2023
Advertise / Award	July 2023 to June 2024
Construction	July 2024 to June 2027



Project Description:

This project will remodel the existing Perris Boulevard Corporate Yard Administration Building to provide office space for Public Works field staff. This work includes new paint, insulation, ceiling tiles, and installation of cubicles and office furniture. Office spaces were created for Transportation, M&O, and Facilities field staff. This project will also remodel the Fleet Shop to convert previous office space into secured storage and work areas, and expand the Fleet Shop office along with new carpet tiles, paint, and a new HVAC system. There will be lighting upgrades and drainage improvements for the Fleet Shop. Corporate Yard security improvements include installation of a guard shack and associated infrastructure. The project will include pavement rehabilitation, drainage improvements, and removal of an aging Transportation Trailer. Schedule: Construction to be completed in phases.

Justification or Significance of Improvement:

This project will provide needed security, functionality, and safety improvements.

Estimated Maintenance Costs:

Annual average building maintenance costs are estimated at approximately \$10/SF. Currently no new funding source has been identified to fund these maintenance costs.

Life-to-Date Expenditures Through FY 2023-24 81,930

PROJECT PHASE	Budget FY 2024/25	FY 25/26 - 26/27 Budget		FY 2027/28	FY 2028/29	FY 2029/30 and Beyond	Total
		New Request FY 2025/26	New Request FY 2026/27				
Prelim. Eng. / Environ.							
Design							
Right of Way							
Construction	418,068						
Other							
<b>PROJECT TOTAL</b>	<b>418,068</b>	<b>0</b>	<b>0</b>	<b>0</b>	<b>0</b>	<b>0</b>	<b>0</b>
FUNDING SOURCE	Budget FY 2024/25	New Request FY 2025/26	New Request FY 2026/27	FY 2027/28	FY 2028/29	FY 2029/30 and Beyond	Total
DIF-Corporate Yard (2910) 803 0042 3000	418,068						
<b>REVENUE TOTAL</b>	<b>418,068</b>	<b>0</b>	<b>0</b>	<b>0</b>	<b>0</b>	<b>0</b>	<b>0</b>

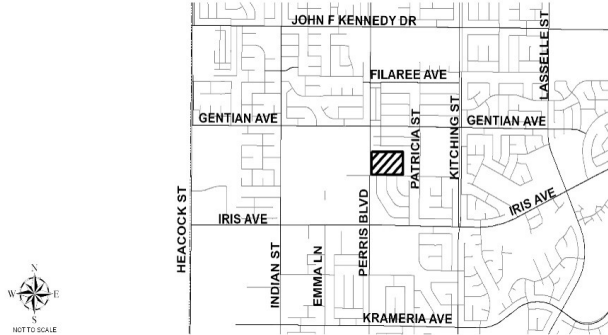
City of Moreno Valley  
 Capital Improvement Plan - Project Details  
 FYs 2025-2030 and Beyond

**Corporate Yard Master Plan Update**

<b>Department / Division:</b>	<b>Project Priority:</b>	<b>Project Status:</b>	<b>Council District(s):</b>
70 - Public Works / 77 - PW - Capital Projects	Essential Start within 1 yr	In Progress	District 4

Schedule:

Design	July 2024 to December 2025



Project Description:

This project could provide updates to the Corporate Yard Facility Space Needs Analysis and Conceptual Design which was completed in January 2009 as part of the Corporate Yard Master Plan. Since 2009 there were changes and improvements completed within the Yard as well as planned improvements in the near future, including the construction of the Administration Building A, the creation of EMWD property within the Yard property, the proposed 6,000 SF Office Building F, and various other site improvements. Space Needs and Master Plan Layout of the Yard will need to be reevaluated and updated to provide guidelines for future improvements in keeping up with the City fast growing demands for services.

Justification or Significance of Improvement:

Updating the Corporate Yard Facility Space Needs Analysis and Conceptual Design is necessary in providing the City with a look-ahead plan for improvements to the Yard in the future and allow the City to keep up with increasing demands for services and maintenance of the city facilities.

Estimated Maintenance Costs:

There are no associated maintenance costs for this plan update project.

Life-to-Date Expenditures Through FY 2023-24 30

PROJECT PHASE	Budget FY 2024/25	FY 25/26 - 26/27 Budget		FY 2027/28	FY 2028/29	FY 2029/30 and Beyond	Total
		New Request FY 2025/26	New Request FY 2026/27				
Prelim. Eng. / Environ.							
Design	499,969						
Right of Way							
Construction							
Other							
<b>PROJECT TOTAL</b>	<b>499,969</b>	<b>0</b>	<b>0</b>	<b>0</b>	<b>0</b>	<b>0</b>	<b>0</b>
FUNDING SOURCE	Budget FY 2024/25	New Request FY 2025/26	New Request FY 2026/27	FY 2027/28	FY 2028/29	FY 2029/30 and Beyond	Total
DIF-Corporate Yard (2910) 803 0062 3000	499,969						
<b>REVENUE TOTAL</b>	<b>499,969</b>	<b>0</b>	<b>0</b>	<b>0</b>	<b>0</b>	<b>0</b>	<b>0</b>



City of Moreno Valley  
 Capital Improvement Plan - Project Details  
 FYs 2025-2030 and Beyond

Corporate Yard Office Building F

<b>Department / Division:</b>	<b>Project Priority:</b>	<b>Project Status:</b>	<b>Council District(s):</b>
70 - Public Works / 77 - PW - Capital Projects	Essential Start within 1 yr	In Progress	District 4

Schedule:

Design	January 2023 to August 2024
Advertise / Award	September 2024 to December 2024
Construction	January 2025 to June 2026



Project Description:

This project will construct a new building with approximately 6,000 square feet in the existing City Corporate Yard property next to the existing Administration Building. The new building will provide additional office and training spaces for staff to provide necessary services to residents and businesses of Moreno Valley.

Justification or Significance of Improvement:

The construction of new Office Building F for the City Corporate Yard is consistent with the master plan for the Corporate Yard and will provide adequate working space to allow staff to keep up with service demands.

Estimated Maintenance Costs:

Annual average building maintenance costs are estimated at approximately \$10/SF. Although actual maintenance costs may vary, this estimated cost is based on an industry accepted standard maintenance cost. Funding sources also vary, depending on the type of building, but the primary source is the General Fund.

Life-to-Date Expenditures Through FY 2023-24 250,567

PROJECT PHASE	Budget FY 2024/25	FY 25/26 - 26/27 Budget		FY 2027/28	FY 2028/29	FY 2029/30 and Beyond	Total
		New Request FY 2025/26	New Request FY 2026/27				
Prelim. Eng. / Environ.							
Design	500,000						
Right of Way							
Construction	4,988,000						
Other		200,000					200,000
<b>PROJECT TOTAL</b>	<b>5,488,000</b>	<b>200,000</b>	<b>0</b>	<b>0</b>	<b>0</b>	<b>0</b>	<b>200,000</b>

FUNDING SOURCE	Budget FY 2024/25	New Request FY 2025/26	New Request FY 2026/27	FY 2027/28	FY 2028/29	FY 2029/30 and Beyond	Total
<b>REVENUE TOTAL</b>	<b>5,488,000</b>	<b>200,000</b>	<b>0</b>	<b>0</b>	<b>0</b>	<b>0</b>	<b>200,000</b>

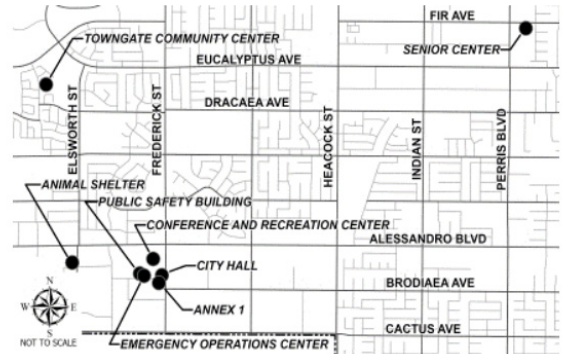
City of Moreno Valley  
 Capital Improvement Plan - Project Details  
 FYs 2025-2030 and Beyond

Fire Alarm Systems Replacement

<b>Department / Division:</b>	<b>Project Priority:</b>	<b>Project Status:</b>	<b>Council District(s):</b>
70 - Public Works / 40 - Fleet & Facilities	Essential Start within 1 yr	In Progress	District 4

Schedule:

Design	July 2023 to June 2024
Advertise / Award	July 2024 to December 2024
Construction	January 2025 to June 2028



Project Description:

Upgrade fire alarm panels, sensors, and applicable equipment. Locations: Animal Shelter; Annex 1; City Hall; Conference and Recreation Center (CRC); Emergency Operations Center (EOC); Public Safety Building (PSB); Senior Center; Towngate Community Center Advertise / Award: April 2023 to June 2023 Design: July 2023 to January 2024 Construction: Phased of two fiscal years

Justification or Significance of Improvement:

The fire alarm system is reaching the end of its useful life and replacement parts are scarce/costly. Based on the Facility Condition Assessment study performed in December 2018, recommendation to replace was suggested.

Estimated Maintenance Costs:

Annual average building maintenance costs are estimated at approximately \$10/SF. Although actual maintenance costs may vary, this estimated cost is based on an industry accepted standard maintenance cost. Funding sources also vary, depending on the type of building, but the primary source is the General Fund.

Life-to-Date Expenditures Through FY 2023-24 49,185

PROJECT PHASE	Budget FY 2024/25	FY 25/26 - 26/27 Budget		FY 2027/28	FY 2028/29	FY 2029/30 and Beyond	Total
		New Request FY 2025/26	New Request FY 2026/27				
Prelim. Eng. / Environ.							
Design							
Right of Way							
Construction							
Other	1,568,225						
<b>PROJECT TOTAL</b>	<b>1,568,225</b>	<b>0</b>	<b>0</b>	<b>0</b>	<b>0</b>	<b>0</b>	<b>0</b>

FUNDING SOURCE	Budget FY 2024/25	New Request FY 2025/26	New Request FY 2026/27	FY 2027/28	FY 2028/29	FY 2029/30 and Beyond	Total
<b>REVENUE TOTAL</b>	<b>1,568,225</b>	<b>0</b>	<b>0</b>	<b>0</b>	<b>0</b>	<b>0</b>	<b>0</b>

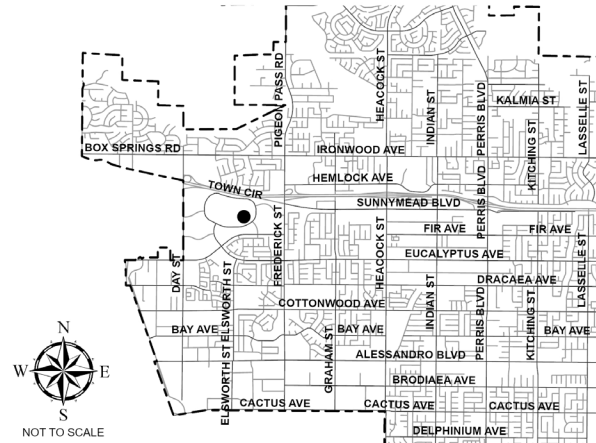
City of Moreno Valley  
 Capital Improvement Plan - Project Details  
 FYs 2025-2030 and Beyond

Immersive Museum & Public Art Facility

<b>Department / Division:</b> 50 - Parks & Community Svcs / 59 - Special Events & Facilities	<b>Project Priority:</b> Essential Start within 1 yr	<b>Project Status:</b> In Progress	<b>Council District(s):</b> District 1
---	---	---------------------------------------	---

Schedule:

Construction January 2025 to January 2026



Project Description:

The City of Moreno Valley will engage a vendor to design, build, and operate a combination permanent museum and a separate art space for temporary art exhibitions. The project will also include space for City offices and public use. The location is the 76,000 square foot first floor of the former Sears retail store in the Moreno Valley Mall. The target completion/opening date for the Museum and Art Space is by Jan 31, 2026.

Justification or Significance of Improvement:

To boost local traffic and attract new residents, the City plans to redevelop the mall into a destination entertainment district, featuring new hotels, residential units, and a transportation hub. The new Museum and Art Space will serve as a key anchor within the revamped mall.

Estimated Maintenance Costs:

Annual average building maintenance costs are estimated at approximately \$10/SF. Although actual maintenance costs may vary, this estimated cost is based on an industry accepted standard maintenance cost.

Life-to-Date Expenditures Through FY 2023-24 0

PROJECT PHASE	Budget FY 2024/25	FY 25/26 - 26/27 Budget		FY 2027/28	FY 2028/29	FY 2029/30 and Beyond	Total
		New Request FY 2025/26	New Request FY 2026/27				
Prelim. Eng. / Environ.							
Design							
Right of Way							
Construction	10,000,000						
Other							
<b>PROJECT TOTAL</b>	<b>10,000,000</b>	<b>0</b>	<b>0</b>	<b>0</b>	<b>0</b>	<b>0</b>	<b>0</b>
FUNDING SOURCE	Budget FY 2024/25	New Request FY 2025/26	New Request FY 2026/27	FY 2027/28	FY 2028/29	FY 2029/30 and Beyond	Total
Facility Construction (7330) 803 0068 3000	10,000,000						
<b>REVENUE TOTAL</b>	<b>10,000,000</b>	<b>0</b>	<b>0</b>	<b>0</b>	<b>0</b>	<b>0</b>	<b>0</b>

City of Moreno Valley  
 Capital Improvement Plan - Project Details  
 FYs 2025-2030 and Beyond

**Main Library Renovation (Design)**

<b>Department / Division:</b> 50 - Parks & Community Svcs / 56 - Library	<b>Project Priority:</b> Necessary Start within 1 to 3 yrs	<b>Project Status:</b> In Progress	<b>Council District(s):</b> District 3
---	---	---------------------------------------	---

Schedule:

Design	July 2025 to June 2027



**Project Description:**

This project will provide design services and cost estimates to renovate the Main Library for ADA improvements and enhanced public and civic uses. Enhancements will include Science, Technology, Engineering, and Mathematics (STEM) space, makerspace, computer lab, gaming area, study areas, and more. Capital Projects Division assistance will be needed to manage this Library Services Project.

**Justification or Significance of Improvement:**

The renovation design will expand and customize educational and recreational opportunities at the Main Library for Moreno Valley's residents.

**Estimated Maintenance Costs:**

Annual average building maintenance costs are estimated at approximately \$10/SF. Although actual maintenance costs may vary, this estimated cost is based on an industry accepted standard maintenance cost. The source of funding for maintenance and operations of the Library branch is the Library Services Fund (5010) which is a dedicated fund with revenues from property taxes and the General Fund.

Life-to-Date Expenditures Through FY 2023-24 0

PROJECT PHASE	Budget FY 2024/25	FY 25/26 - 26/27 Budget		FY 2027/28	FY 2028/29	FY 2029/30 and Beyond	Total
		New Request FY 2025/26	New Request FY 2026/27				
Prelim. Eng. / Environ.							
Design	250,000						
Right of Way							
Construction							
Other							
<b>PROJECT TOTAL</b>	<b>250,000</b>	<b>0</b>	<b>0</b>	<b>0</b>	<b>0</b>	<b>0</b>	<b>0</b>

FUNDING SOURCE	Budget FY 2024/25	New Request FY 2025/26	New Request FY 2026/27	FY 2027/28	FY 2028/29	FY 2029/30 and Beyond	Total
<b>REVENUE TOTAL</b>	<b>250,000</b>	<b>0</b>	<b>0</b>	<b>0</b>	<b>0</b>	<b>0</b>	<b>0</b>

City of Moreno Valley  
 Capital Improvement Plan - Project Details  
 FYs 2025-2030 and Beyond

Moreno Valley Senior Center Expansion

<b>Department / Division:</b>	<b>Project Priority:</b>	<b>Project Status:</b>	<b>Council District(s):</b>
50 - Parks & Community Svcs / 55 - PCS - Administration	Essential Start within 1 yr	In Progress	District 3

Schedule:

Design	June 2023 to August 2024
Advertise / Award	September 2024 to December 2024
Construction	January 2025 to March 2026



Project Description:

This project will expand the existing senior center by adding approximately 4,000 square feet of building space allowing the center to serve the growing number of senior citizens with additional programs, classes, events, and social activities. The project will upgrade existing restrooms and other facilities to current ADA standards. Modifications to the existing parking lot and landscape areas to accommodate the expansion may be included, as necessary.

Justification or Significance of Improvement:

The expansion of the Senior Center is necessary to provide adequate space for handling the increasing number of senior patrons and allowing the Center to add more programs, classes, events, and social activities as requested by the senior community.

Estimated Maintenance Costs:

Annual average building maintenance costs are estimated at approximately \$10/SF. Currently no new funding source has been identified to fund these maintenance costs.

Life-to-Date Expenditures Through FY 2023-24	282,216
--	---------

PROJECT PHASE	Budget FY 2024/25	FY 25/26 - 26/27 Budget		FY 2027/28	FY 2028/29	FY 2029/30 and Beyond	Total
		New Request FY 2025/26	New Request FY 2026/27				
Prelim. Eng. / Environ.							
Design	500,000						
Right of Way							
Construction	5,529,000						
Other							
<b>PROJECT TOTAL</b>	<b>6,029,000</b>	<b>0</b>	<b>0</b>	<b>0</b>	<b>0</b>	<b>0</b>	<b>0</b>
FUNDING SOURCE	Budget FY 2024/25	New Request FY 2025/26	New Request FY 2026/27	FY 2027/28	FY 2028/29	FY 2029/30 and Beyond	Total
DIF-Rec Center (2907) 803 0057 3000	2,729,000						
General Fund 803 0057 1010	3,300,000						
<b>REVENUE TOTAL</b>	<b>6,029,000</b>	<b>0</b>	<b>0</b>	<b>0</b>	<b>0</b>	<b>0</b>	<b>0</b>

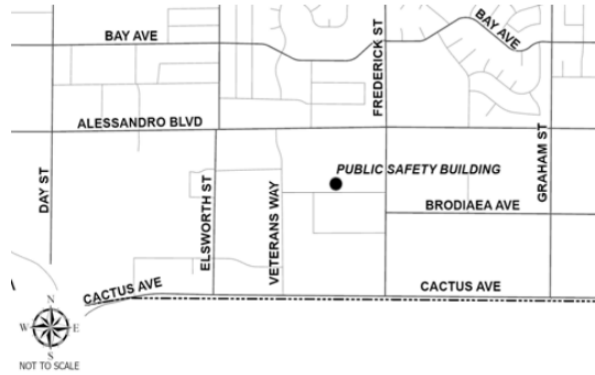
City of Moreno Valley  
 Capital Improvement Plan - Project Details  
 FYs 2025-2030 and Beyond

Public Safety Building HVAC Replacement

Department / Division: 70 - Public Works / 40 - Fleet & Facilities	Project Priority:	Project Status: In Progress	Council District(s): District 1
---	-------------------	--------------------------------	------------------------------------

Schedule:

Advertise / Award	July 2022 to February 2023
Construction	March 2023 to September 2025



Project Description:

This project will replace and redesign the existing Heating, Ventilation, and Air Conditioning (HVAC) system with new units and HVAC control system at the Public Safety Building (PSB).

Justification or Significance of Improvement:

The purpose of the HVAC replacement project at the Public Safety Building is to replace the existing system. The current units are over 20 years old and have experienced multiple failures. In 2019, the system failed and rental units were deployed. The HVAC software is no longer supported. The Public Safety Building is a 24/7 operation.

Estimated Maintenance Costs:

Annual average building maintenance costs are estimated at approximately \$10/SF. Although actual maintenance costs may vary, this estimated cost is based on an industry accepted standard maintenance cost. Funding sources also vary, depending on the type of building, but the primary source is the General Fund.

Life-to-Date Expenditures Through FY 2023-24 1,357,689

PROJECT PHASE	Budget FY 2024/25	FY 25/26 - 26/27 Budget		FY 2027/28	FY 2028/29	FY 2029/30 and Beyond	Total
		New Request FY 2025/26	New Request FY 2026/27				
Prelim. Eng. / Environ.							
Design							
Right of Way							
Construction	1,139,633						
Other							
<b>PROJECT TOTAL</b>	<b>1,139,633</b>	<b>0</b>	<b>0</b>	<b>0</b>	<b>0</b>	<b>0</b>	<b>0</b>
FUNDING SOURCE	Budget FY 2024/25	New Request FY 2025/26	New Request FY 2026/27	FY 2027/28	FY 2028/29	FY 2029/30 and Beyond	Total
Facility Construction (7330) 803 0053 3000	1,139,633						
<b>REVENUE TOTAL</b>	<b>1,139,633</b>	<b>0</b>	<b>0</b>	<b>0</b>	<b>0</b>	<b>0</b>	<b>0</b>



City of Moreno Valley  
 Capital Improvement Plan - Project Details  
 FYs 2025-2030 and Beyond

Police Station Evidence Room and Lockers Improvements

<b>Department / Division:</b>	<b>Project Priority:</b>	<b>Project Status:</b>	<b>Council District(s):</b>
60 - Police / 65 - Police - Administration	Essential Start within 1 yr	In Progress	District 1

Schedule:

Other	July 2025 to June 2026



Project Description:

The evidence room in the Moreno Valley Sheriff / Police Station requires improvements due to insecure and unsafe facilities. The improvements will include the installation of secure lockers sized for efficiency, improved ventilation for the reduced exposure to overwhelming and unsafe odors, and improved workspace for deputies and evidence handling technicians.

Justification or Significance of Improvement:

The improvement work is necessary to secure and protect evidence while it is in the custody of the Moreno Valley Police Department. Additionally, the improvements are needed to provide enhanced safety measures for all residents, personnel, and other stakeholders that may be in contact or in proximity of the evidence room due to the hazardous potential of some materials processed for evidence. The 25 year-old system currently in use is deteriorating, technologically defunct, and unsafe.

Estimated Maintenance Costs:

Annual average building maintenance costs are estimated at approximately \$10/SF. Although actual maintenance costs may vary, this estimated cost is based on an industry accepted standard maintenance cost. Funding sources also vary, depending on the type of building, but the primary source is the General Fund.

Life-to-Date Expenditures Through FY 2023- 24 0

PROJECT PHASE	Budget FY 2024/25	FY 25/26 - 26/27 Budget		FY 2027/28	FY 2028/29	FY 2029/30 and Beyond	Total
		New Request FY 2025/26	New Request FY 2026/27				
Prelim. Eng. / Environ.							
Design							
Right of Way							
Construction							
Other	150,000	150,000					150,000
<b>PROJECT TOTAL</b>	<b>150,000</b>	<b>150,000</b>	<b>0</b>	<b>0</b>	<b>0</b>	<b>0</b>	<b>150,000</b>

FUNDING SOURCE	Budget FY 2024/25	New Request FY 2025/26	New Request FY 2026/27	FY 2027/28	FY 2028/29	FY 2029/30 and Beyond	Total
<b>REVENUE TOTAL</b>	<b>150,000</b>	<b>150,000</b>	<b>0</b>	<b>0</b>	<b>0</b>	<b>0</b>	<b>150,000</b>

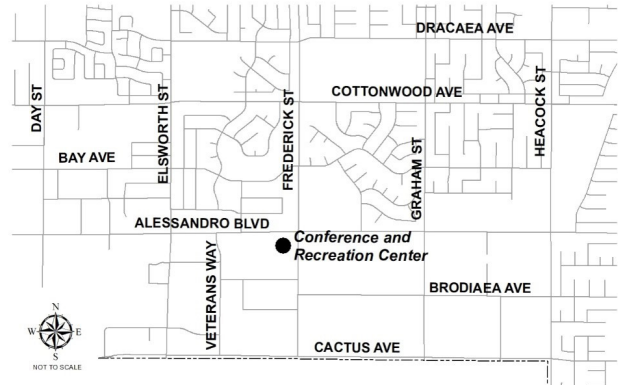
City of Moreno Valley  
 Capital Improvement Plan - Project Details  
 FYs 2025-2030 and Beyond

Conference and Recreation Center Renovations

<b>Department / Division:</b> 70 - Public Works / 40 - Fleet & Facilities	<b>Project Priority:</b> Necessary Start within 1 to 3 yrs	<b>Project Status:</b> New	<b>Council District(s):</b> District 1
--	---	-------------------------------	---

Schedule:

Design	July 2025 to June 2026
Renovations	July 2025 to June 2026
Construction	July 2025 to June 2026



Project Description:

Conference and Recreation Center upgrades and renovations

Justification or Significance of Improvement:

Conference and Recreation Center upgrades and renovations

Estimated Maintenance Costs:

Annual average building maintenance costs are estimated at approximately \$10.00/SF. Currently no new funding source has been identified to fund these maintenance costs.

Life-to-Date Expenditures Through FY 2023- 24 0

PROJECT PHASE	Budget FY 2024/25	FY 25/26 - 26/27 Budget		FY 2027/28	FY 2028/29	FY 2029/30 and Beyond	Total
		New Request FY 2025/26	New Request FY 2026/27				
Prelim. Eng. / Environ.							
Design							
Right of Way							
Construction							
Other	617,133			350,000	100,000		450,000
<b>PROJECT TOTAL</b>	<b>617,133</b>	<b>0</b>	<b>0</b>	<b>350,000</b>	<b>100,000</b>	<b>0</b>	<b>450,000</b>
FUNDING SOURCE	Budget FY 2024/25	New Request FY 2025/26	New Request FY 2026/27	FY 2027/28	FY 2028/29	FY 2029/30 and Beyond	Total
Facility Construction (7330)	617,133						
803 0067 3000							
Unfunded Projects 803 0067 UNF				350,000	100,000		450,000
<b>REVENUE TOTAL</b>	<b>617,133</b>	<b>0</b>	<b>0</b>	<b>350,000</b>	<b>100,000</b>	<b>0</b>	<b>450,000</b>

City of Moreno Valley  
 Capital Improvement Plan - Project Details  
 FYs 2025-2030 and Beyond

Park Restroom Renovations at Various Sites

<b>Department / Division:</b>	<b>Project Priority:</b>	<b>Project Status:</b>	<b>Council District(s):</b>
50 - Parks & Community Svcs / 57 - PCS - Parks	Essential Start within 1 yr	In Progress	District 1, District 2, District 3, District 4

Schedule:

Construction July 2025 to June 2027



Project Description:

Renovation of citywide park restrooms will include replacement of fixtures (commodes, urinals, sinks, faucets), stall partitions, hand dryers and/or paper towel dispensers, and hand soap dispensers, new interior and exterior paint, upgraded lighting, and roofing replacement. Capital Projects Division assistance will be needed to manage this Parks Division Project. PCS led/managed project. Completed: El Potrero, and Gateway Parks. FY 25/26-26/27 Projected Sites: JFK, Sunnymead, Woodland, Westown, Victoriano, and Pedrorena Parks

Justification or Significance of Improvement:


Renovation of park restrooms is necessary due to aging structures. This will include roofing, interior walls, and fixtures

Estimated Maintenance Costs:

Annual average building maintenance costs are estimated at approximately \$10/SF. Although actual maintenance costs may vary, this estimated cost is based on an industry accepted standard maintenance cost. Funding sources also vary, depending on the type of building, but the primary source is Zone A.

Life-to-Date Expenditures Through FY 2023-24 159,699

PROJECT PHASE	Budget FY 2024/25	FY 25/26 - 26/27 Budget		FY 2027/28	FY 2028/29	FY 2029/30 and Beyond	Total
		New Request FY 2025/26	New Request FY 2026/27				
Prelim. Eng. / Environ.							
Design							
Right of Way							
Construction	428,300	50,000	50,000	50,000	50,000	50,000	250,000
Other							
<b>PROJECT TOTAL</b>	<b>428,300</b>	<b>50,000</b>	<b>50,000</b>	<b>50,000</b>	<b>50,000</b>	<b>50,000</b>	<b>250,000</b>
FUNDING SOURCE	Budget FY 2024/25	New Request FY 2025/26	New Request FY 2026/27	FY 2027/28	FY 2028/29	FY 2029/30 and Beyond	Total
PCS Cap Proj (Quimby) (2019) 803 0030 3016	428,300	50,000	50,000	50,000	50,000	50,000	250,000
<b>REVENUE TOTAL</b>	<b>428,300</b>	<b>50,000</b>	<b>50,000</b>	<b>50,000</b>	<b>50,000</b>	<b>50,000</b>	<b>250,000</b>



THIS PAGE INTENTIONALLY LEFT BLANK





# DRAINAGE

CAPITAL IMPROVEMENT PLAN 2025/26 • 2026/27 / CITY OF MORENO VALLEY






# DRAINAGE

CAPITAL IMPROVEMENT PLAN FY 2025-2030 AND BEYOND / CITY OF MORENO VALLEY

Funded Projects	
Moreno MDP Line F-18	103
Sunnymead Master Drainage Plan - Storm Drain Lines F and F-7	104
Sunnymead MDP Line B-16A	105
Sunnymead MDP Storm Drain Line H, Stage 3	106
Partially Funded Projects	
Citywide Full Trash Capture Device Installation	107
Moreno MDP Line K and Reche Canyon Debris Basin	108
Water Quality Basin Remediation	109



THIS PAGE INTENTIONALLY LEFT BLANK

City of Moreno Valley  
 Capital Improvement Plan - Project Details  
 FYs 2025-2030 and Beyond

Moreno MDP Line F-18

<b>Department / Division:</b>	<b>Project Priority:</b>	<b>Project Status:</b>	<b>Council District(s):</b>
70 - Public Works / 77 - PW - Capital Projects	Essential Start within 1 yr	In Progress	District 3, District 4

Schedule:

Design	July 2024 to December 2025
Advertise / Award	January 2026 to March 2026
Construction	April 2026 to December 2026



Project Description:

This project will install Master Drainage Plan Storm Drain Line F-18 and associated Line D-1 in the Moreno Townsite Area. Line F-18 is in Alessandro Boulevard between Redlands Boulevard and Merwin Street. Line D-1 is in Maltby Avenue between Redlands Boulevard and Merwin Street. These two storm drains are to be connected to the existing storm drain Line F-2 running north-south along Redlands Boulevard. Riverside County Flood Control Area Drainage Plan (ADP) fees are used to fund the final design and construction of the project.

Justification or Significance of Improvement:

The proposed storm drains are to mitigate flooding for the Moreno Townsite Area and had been identified in the Riverside County Flood Control District's master plan.

Estimated Maintenance Costs:

The Riverside County Flood Control and Water Conservation District will maintain pipes larger than 36" diameter. City will maintain pipes 36" diameter or smaller. Annual average costs associated with storm drain maintenance are estimated at approximately \$121 per catch basin. This does not include actual catch basin and/or pipeline replacement, which typically have lifespans of 70 to 100 years. Although actual maintenance costs may vary, these estimated maintenance costs are based on historical maintenance costs for the City of Moreno Valley's storm drain infrastructure. Drainage maintenance funding will be part of the deferred maintenance for the whole network.

Life-to-Date Expenditures Through FY 2023- 24 374,456

PROJECT PHASE	Budget FY 2024/25	FY 25/26 - 26/27 Budget		FY 2027/28	FY 2028/29	FY 2029/30 and Beyond	Total
		New Request FY 2025/26	New Request FY 2026/27				
Prelim. Eng. / Environ.							
Design	350,000						
Right of Way							
Construction	1,504,346						
Other							
<b>PROJECT TOTAL</b>	<b>1,854,346</b>	<b>0</b>	<b>0</b>	<b>0</b>	<b>0</b>	<b>0</b>	<b>0</b>
FUNDING SOURCE	Budget FY 2024/25	New Request FY 2025/26	New Request FY 2026/27	FY 2027/28	FY 2028/29	FY 2029/30 and Beyond	Total
Measure A	139,382						
804 0017 2001							
PW Capital Projects	1,714,964						
804 0017 3002							
<b>REVENUE TOTAL</b>	<b>1,854,346</b>	<b>0</b>	<b>0</b>	<b>0</b>	<b>0</b>	<b>0</b>	<b>0</b>

City of Moreno Valley  
 Capital Improvement Plan - Project Details  
 FYs 2025-2030 and Beyond

Sunnymead Master Drainage Plan - Storm Drain Lines F and F-7

<b>Department / Division:</b>	<b>Project Priority:</b>	<b>Project Status:</b>	<b>Council District(s):</b>
70 - Public Works / 77 - PW - Capital Projects	Essential Start within 1 yr	In Progress	District 1

Schedule:

Design	July 2024 to June 2026
Right of Way	January 2026 to December 2026
Construction	January 2027 to December 2027



Project Description:

The project involves the design and construction of storm drain system Line F and Line F-7 in the Sunnymead Master Drainage Plan. Line F-7 includes approximately 1,300 feet of storm drain starting from the intersection of Hemlock Avenue and Graham Street, west to Calle Sombra where it will connect to Line F in Hemlock Avenue. Line F includes approximately 3,300 feet of storm drain starting from Line F-7 at Hemlock Avenue and Calle Sombra, south past SR-60 and Sunnymead Boulevard, to approximately 100 feet south of Sunnymead Boulevard where it will join an existing concrete drainage channel.

Justification or Significance of Improvement:

The project will mitigate flooding that occurs in the vicinity of Hemlock Avenue, Graham Street, Sunnymead Boulevard, and areas south of Sunnymead Boulevard and will minimize flood related damage.

Estimated Maintenance Costs:

Annual average costs associated with storm drain maintenance are estimated at approximately \$121 per catch basin. This does not include actual catch basin and/or pipeline replacement, which typically have lifespans of 70 to 100 years. Although actual maintenance costs may vary, these estimated maintenance costs are based on historical maintenance costs for the City of Moreno Valley's storm drain infrastructure. Drainage maintenance funding will be part of the deferred maintenance for the whole network.

Life-to-Date Expenditures Through FY 2023-24 1,337,476

PROJECT PHASE	Budget FY 2024/25	FY 25/26 - 26/27 Budget		FY 2027/28	FY 2028/29	FY 2029/30 and Beyond	Total
		New Request FY 2025/26	New Request FY 2026/27				
Prelim. Eng. / Environ.							
Design	500,000						
Right of Way	500,000						
Construction	4,277,519						
Other							
<b>PROJECT TOTAL</b>	<b>5,277,519</b>	<b>0</b>	<b>0</b>	<b>0</b>	<b>0</b>	<b>0</b>	<b>0</b>

FUNDING SOURCE	Budget FY 2024/25	New Request FY 2025/26	New Request FY 2026/27	FY 2027/28	FY 2028/29	FY 2029/30 and Beyond	Total
804 0008 2001							
Capital Projects Grants	36,940						
804 0008 2301							
PW Capital Projects	5,235,670						
804 0008 3002							
<b>REVENUE TOTAL</b>	<b>5,277,519</b>	<b>0</b>	<b>0</b>	<b>0</b>	<b>0</b>	<b>0</b>	<b>0</b>

City of Moreno Valley  
 Capital Improvement Plan - Project Details  
 FYs 2025-2030 and Beyond

Sunnymead MDP Line B-16A

<b>Department / Division:</b>	<b>Project Priority:</b>	<b>Project Status:</b>	<b>Council District(s):</b>
70 - Public Works / 77 - PW - Capital Projects	Essential Start within 1 yr	In Progress	District 2

Schedule:

Design	January 2023 to April 2024
Advertise / Award	May 2024 to July 2024
Construction	August 2024 to December 2025



Project Description:

This project is to install Storm Drain Line B-16A in Kitching Street from Ironwood Avenue to Kalmia Avenue. It is estimated that approximately 2,900 lineal feet of 24 inch to 36 inch diameter pipe will be installed. Riverside County Flood Control and Water Conservation District (RCFC&WCD) has entered into a cooperative agreement with the City and funded \$1.9 Million for the project. The City will secure the necessary right of way, design and complete project construction.

Justification or Significance of Improvement:

This project will assist in eliminating flooding along Kitching Street and surrounding areas.

Estimated Maintenance Costs:

Annual average costs associated with storm drain maintenance are estimated at approximately \$121 per catch basin. This does not include actual catch basin and/or pipeline replacement, which typically have lifespans of 70 to 100 years. Although actual maintenance costs may vary, these estimated maintenance costs are based on historical maintenance costs for the City of Moreno Valley's storm drain infrastructure. Drainage maintenance funding will be part of the deferred maintenance for the whole network.

Life-to-Date Expenditures Through FY 2023- 24 325,542

PROJECT PHASE	Budget FY 2024/25	FY 25/26 - 26/27 Budget		FY 2027/28	FY 2028/29	FY 2029/30 and Beyond	Total
		New Request FY 2025/26	New Request FY 2026/27				
Prelim. Eng. / Environ.							
Design	262,599						
Right of Way							
Construction	1,353,131						
Other							
<b>PROJECT TOTAL</b>	<b>1,615,730</b>	<b>0</b>	<b>0</b>	<b>0</b>	<b>0</b>	<b>0</b>	<b>0</b>
FUNDING SOURCE	Budget FY 2024/25	New Request FY 2025/26	New Request FY 2026/27	FY 2027/28	FY 2028/29	FY 2029/30 and Beyond	Total
PW Capital Projects 804 0015 3002	1,615,730						
<b>REVENUE TOTAL</b>	<b>1,615,730</b>	<b>0</b>	<b>0</b>	<b>0</b>	<b>0</b>	<b>0</b>	<b>0</b>

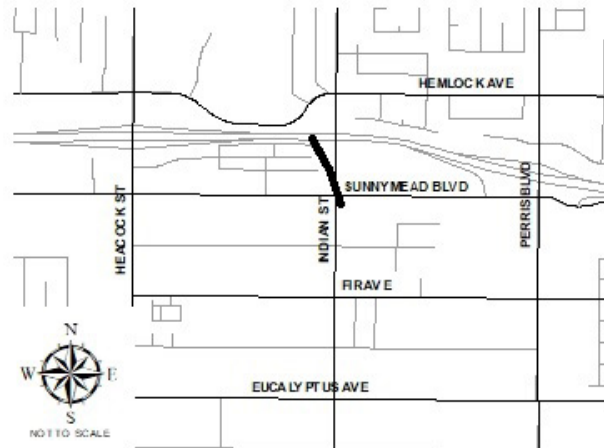
City of Moreno Valley  
 Capital Improvement Plan - Project Details  
 FYs 2025-2030 and Beyond

Sunnymead MDP Storm Drain Line H, Stage 3

<b>Department / Division:</b>	<b>Project Priority:</b>	<b>Project Status:</b>	<b>Council District(s):</b>
70 - Public Works / 77 - PW - Capital Projects	Essential Start within 1 yr	New	District 1

Schedule:

Design	April 2025 to June 2026
Advertise / Award	July 2026 to September 2026
Construction	October 2026 to March 2028



Project Description:

This project will install approximately 400 linear feet of concrete box culvert to replace an unimproved natural channel; installation of approximately 365 linear feet of triple concrete box culvert to replace an existing 6 foot by 4 foot culvert; and construct approximately 240 linear feet wall height extension along an existing trapezoidal channel to complete the unimproved segment of Sunnymead MDP Storm Drain Line at Sunnymead Boulevard and Indian Street.

Justification or Significance of Improvement:

The proposed improvements will increase the stormwater conveyance system capacity from a 10-year event capacity to a 100-year design flow capacity to reduce street flooding, control debris, and provide flood protection to the area.

Estimated Maintenance Costs:

The Riverside County Flood Control and Water Conservation District will maintain pipes larger than 36" diameter. City will maintain pipes 36" diameter or smaller. Annual average costs associated with storm drain maintenance are estimated at approximately \$121 per catch basin. This does not include actual catch basin and/or pipeline replacement. These estimated maintenance costs are based on historical maintenance costs for the City of Moreno Valley's storm drain infrastructure.

Life-to-Date Expenditures Through FY 2023-24 0

PROJECT PHASE	Budget FY 2024/25	FY 25/26 - 26/27 Budget		FY 2027/28	FY 2028/29	FY 2029/30 and Beyond	Total
		New Request FY 2025/26	New Request FY 2026/27				
Prelim. Eng. / Environ.							
Design	700,000						
Right of Way	180,000						
Construction	3,120,000						
Other							
<b>PROJECT TOTAL</b>	<b>4,000,000</b>	<b>0</b>	<b>0</b>	<b>0</b>	<b>0</b>	<b>0</b>	<b>0</b>
FUNDING SOURCE	Budget FY 2024/25	New Request FY 2025/26	New Request FY 2026/27	FY 2027/28	FY 2028/29	FY 2029/30 and Beyond	Total
Capital Projects Grants 804 0022 2301	2,400,000						
PW Capital Projects 804 0022 3002	1,600,000						
<b>REVENUE TOTAL</b>	<b>4,000,000</b>	<b>0</b>	<b>0</b>	<b>0</b>	<b>0</b>	<b>0</b>	<b>0</b>



City of Moreno Valley  
 Capital Improvement Plan - Project Details  
 FYs 2025-2030 and Beyond

Citywide Full Trash Capture Device Installation

<b>Department / Division:</b>	<b>Project Priority:</b>	<b>Project Status:</b>	<b>Council District(s):</b>
70 - Public Works / 29 - PW - Land Development	Essential Start within 1 yr	In Progress	District 1, District 2, District 3, District 4

Schedule:

Other July 2019 to June 2030

CITYWIDE

Project Description:

This project consists of the purchase and installation of connector pipe screen (CPS) units (which are designed to filter out certain size debris and trash from storm drain discharge to receiving water bodies) in approximately 968 catch basins in the City.

Justification or Significance of Improvement:

To ensure compliance with the State mandated Trash Provisions, the City must install full trash capture devices on all priority use land area catch basins by 2030. There is a ten percent annual compliance requirement within the Trash Provisions.  
 Installation: On-going

Estimated Maintenance Costs:

Annual average costs associated with each Trash Capture Device is approximately \$400 (\$200/ twice a year).

Life-to-Date Expenditures Through FY 2023-24 52,358

PROJECT PHASE	Budget FY 2024/25	FY 25/26 - 26/27 Budget		FY 2027/28	FY 2028/29	FY 2029/30 and Beyond	Total
		New Request FY 2025/26	New Request FY 2026/27				
Prelim. Eng. / Environ.							
Design							
Right of Way							
Construction							
Other	527,642	190,000	190,000	190,000	190,000	190,000	950,000
<b>PROJECT TOTAL</b>	<b>527,642</b>	<b>190,000</b>	<b>190,000</b>	<b>190,000</b>	<b>190,000</b>	<b>190,000</b>	<b>950,000</b>
FUNDING SOURCE	Budget FY 2024/25	New Request FY 2025/26	New Request FY 2026/27	FY 2027/28	FY 2028/29	FY 2029/30 and Beyond	Total
Storm Water Management 804 0018 2008	527,642	190,000	190,000	190,000	190,000	190,000	950,000
<b>REVENUE TOTAL</b>	<b>527,642</b>	<b>190,000</b>	<b>190,000</b>	<b>190,000</b>	<b>190,000</b>	<b>190,000</b>	<b>950,000</b>

City of Moreno Valley  
 Capital Improvement Plan - Project Details  
 FYs 2025-2030 and Beyond

Moreno MDP Line K and Reche Canyon Debris Basin

<b>Department / Division:</b>	<b>Project Priority:</b>	<b>Project Status:</b>	<b>Council District(s):</b>
70 - Public Works / 77 - PW - Capital Projects	Essential Start within 1 yr	In Progress	District 2

Schedule:

Design	January 2025 to June 2026
Advertise / Award	July 2026 to September 2026
Construction	October 2026 to December 2027



Project Description:

This project proposes to install storm drain Line K along Moreno Beach Drive and Locust Avenue, north of Ironwood Avenue, and a new detention basin at the upstream end of Line K at the foothills of the existing mountains north of Locust Avenue.

Justification or Significance of Improvement:

The upstream detention basin will store large volumes of storm drain water as it comes down from the mountains, store the water, and meter the water out of the basin at a slower rate, helping to alleviate drainage issues downstream of the basin.

Estimated Maintenance Costs:

After completion, the detention basin and storm drain Line K would become part of the RCFC&WCD maintained system.

Life-to-Date Expenditures Through FY 2023-24 13,273

PROJECT PHASE	Budget FY 2024/25	FY 25/26 - 26/27 Budget		FY 2027/28	FY 2028/29	FY 2029/30 and Beyond	Total
		New Request FY 2025/26	New Request FY 2026/27				
Prelim. Eng. / Environ.	11,727						
Design	900,000						
Right of Way	1,100,000						
Construction	2,225,000			11,800,000			11,800,000
Other							
<b>PROJECT TOTAL</b>	<b>4,236,727</b>	<b>0</b>	<b>0</b>	<b>11,800,000</b>	<b>0</b>	<b>0</b>	<b>11,800,000</b>

FUNDING SOURCE	Budget FY 2024/25	New Request FY 2025/26	New Request FY 2026/27	FY 2027/28	FY 2028/29	FY 2029/30 and Beyond	Total
Capital Projects Grants 804 0021 2301	700,000						
PW Capital Projects 804 0021 3002	3,500,000						
Unfunded Projects 804 0021 UNF				11,800,000			11,800,000
<b>REVENUE TOTAL</b>	<b>4,236,727</b>	<b>0</b>	<b>0</b>	<b>11,800,000</b>	<b>0</b>	<b>0</b>	<b>11,800,000</b>

City of Moreno Valley  
 Capital Improvement Plan - Project Details  
 FYs 2025-2030 and Beyond

Water Quality Basin Remediation

<b>Department / Division:</b>	<b>Project Priority:</b>	<b>Project Status:</b>	<b>Council District(s):</b>
70 - Public Works / 29 - PW - Land Development	Essential Start within 1 yr	In Progress	District 2, District 3, District 4

Schedule:

Design	July 2023 to September 2023
Advertise / Award	October 2023 to December 2023
Construction	January 2024 to October 2030

VARIOUS LOCATIONS

Project Description:

This project proposes to maintain and improve 19 existing water quality basins throughout various residential tracts. Remediation work includes mowing, trimming and keeping vegetation under control, trash removal, removal of excess sediment from the basin and outflow and inflow pipes, stabilize slopes, and maintain mechanical elements in and around the basin. Remediation of the basins will ensure proper drainage and water quality treatment within the tracts and the storm drain system downstrain of the tracts. The locations include Tracts 30316, 30318, 30714, 30321, 30319, 30320, 30476, 31128, 31424, 32834, and 32715.

Justification or Significance of Improvement:

The remediation of the water quality basins is necessary to provide adequate drainage and maintain water treatment within the basins and downstream drainage system and to maintain the useful life of the existing water quality basins.

Estimated Maintenance Costs:


Annual average maintenance costs for water quality basin remediation are estimated at approximately \$0.27/SF. The basin remediation is funded through Stormwater Fund 2008.

Life-to-Date Expenditures Through FY 2023-24 513

PROJECT PHASE	Budget FY 2024/25	FY 25/26 - 26/27 Budget		FY 2027/28	FY 2028/29	FY 2029/30 and Beyond	Total
		New Request FY 2025/26	New Request FY 2026/27				
Prelim. Eng. / Environ.							
Design							
Right of Way							
Construction							
Other	399,487	200,000	200,000	200,000	200,000	200,000	1,000,000
<b>PROJECT TOTAL</b>	<b>399,487</b>	<b>200,000</b>	<b>200,000</b>	<b>200,000</b>	<b>200,000</b>	<b>200,000</b>	<b>1,000,000</b>

FUNDING SOURCE	Budget FY 2024/25	New Request FY 2025/26	New Request FY 2026/27	FY 2027/28	FY 2028/29	FY 2029/30 and Beyond	Total
<b>REVENUE TOTAL</b>	<b>399,487</b>	<b>200,000</b>	<b>200,000</b>	<b>200,000</b>	<b>200,000</b>	<b>200,000</b>	<b>1,000,000</b>



THIS PAGE INTENTIONALLY LEFT BLANK





# ELECTRIC UTILITY

CAPITAL IMPROVEMENT PLAN 2025/26 • 2026/27 / CITY OF MORENO VALLEY






# ELECTRIC UTILITY

CAPITAL IMPROVEMENT PLAN FY 2025-2030 AND BEYOND / CITY OF MORENO VALLEY

<b>Funded Projects</b>	
Alessandro / Day / Cactus Loop	115
Battery Storage	116
Circuit Sensor Research and Development	117
Conference and Recreation Center Microgrid	118
Edgemont Substation	119
Electric Vehicle Charging Amphitheater Parking Lot	120
Electric Vehicle Charging City Hall Fleet Parking Lot	121
Electric Vehicle Charging Infrastructure	122
Electric Vehicle Charging Station Corporate Yard	123
Gentian Avenue Line Extension from Heacock Street to Indian Street	124
Ironwood Line Extension	125
Locust Line Extension	126
March Mountain High School Solar Street Lights	127
Moreno Beach Drive Line Extension from Cactus Avenue to John F. Kennedy Drive	128
Moreno Beach Drive Line Extension from Oliver Street to John F. Kennedy Drive	129
Moreno Valley Fire Station #6 SCE to MVU Cutover	130
Moreno Valley Substation Automation	131
Moreno Valley Substation Upgrades	132
MVU Building Remodel	133
MVU Warehousing Facilities for Storing Electrical Equipment	134
Public Safety Building Microgrid	135
<b>Partially Funded Projects</b>	
Battery Storage at Moval South	134
Energy Storage at City Hall Campus	135
Switch Automation	136
Utility Field Office	137
World Logistics Center Substation	138



THIS PAGE INTENTIONALLY LEFT BLANK

City of Moreno Valley  
 Capital Improvement Plan - Project Details  
 FYs 2025-2030 and Beyond

Alessandro / Day / Cactus Loop

<b>Department / Division:</b> 70 - Public Works / 80 - FMS - Electric	<b>Project Priority:</b> Essential Start within 1 yr	<b>Project Status:</b> In Progress	<b>Council District(s):</b> District 1
--	---	---------------------------------------	---

Schedule:

Design	March 2023 to April 2025
Advertise / Award	July 2024 to August 2024
Construction	April 2025 to September 2025



**Project Description:**  
 This project will install 2,660 LF of new backbone conduit and cable along Day Street and Cactus Avenue.

**Justification or Significance of Improvement:**  
 This project will improve system reliability and provide a loop feed for future projects and the Cactus Commerce project along Day Street and Cactus Avenue.

**Estimated Maintenance Costs:**  
 Ongoing maintenance costs are built into Moreno Valley Utilities rate structure as part of the cost to serve.

Life-to-Date Expenditures Through FY 2023-24 15,146

PROJECT PHASE	Budget FY 2024/25	FY 25/26 - 26/27 Budget		FY 2027/28	FY 2028/29	FY 2029/30 and Beyond	Total
		New Request FY 2025/26	New Request FY 2026/27				
Prelim. Eng. / Environ.							
Design							
Right of Way							
Construction	1,194,853						
Other							
<b>PROJECT TOTAL</b>	<b>1,194,853</b>	<b>0</b>	<b>0</b>	<b>0</b>	<b>0</b>	<b>0</b>	<b>0</b>
FUNDING SOURCE	Budget FY 2024/25	New Request FY 2025/26	New Request FY 2026/27	FY 2027/28	FY 2028/29	FY 2029/30 and Beyond	Total
Electric - Restricted Assets (6010) 805 0058 6011	1,194,853						
<b>REVENUE TOTAL</b>	<b>1,194,853</b>	<b>0</b>	<b>0</b>	<b>0</b>	<b>0</b>	<b>0</b>	<b>0</b>

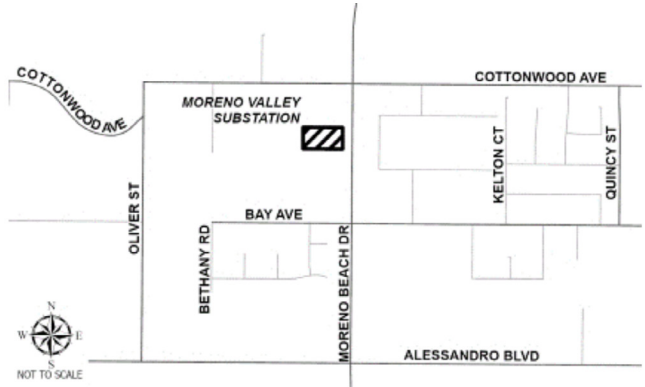
City of Moreno Valley  
 Capital Improvement Plan - Project Details  
 FYs 2025-2030 and Beyond

Battery Storage

<b>Department / Division:</b>	<b>Project Priority:</b>	<b>Project Status:</b>	<b>Council District(s):</b>
70 - Public Works / 80 - FMS - Electric	Essential Start within 1 yr	In Progress	District 3

Schedule:

Design	April 2025 to June 2025
Advertise / Award	September 2024 to March 2025
Construction	June 2025 to December 2025



Project Description:

This project will install ~ 4 MW (Megawatt) / 10 MWh (Megawatt hours) of bulk battery storage at the Moreno Valley Substation. The batteries will have a capacity to serve 2 MW of load for over 4 hours, or a peak load of 4 MW for over 2 hours, which will allow Moreno Valley Utilities (MVU) to more efficiently conduct its maintenance, minimizing the number and scope of customer outages, and also act as a potential system backup for the utility during grid outages. The project will include the installation of necessary substation upgrades, including concrete foundations, electrical conduit, substation equipment, cabling, and batteries.

Justification or Significance of Improvement:

Batteries are essential to prevent the backflow of solar energy from the community to the electrical grid from overproduction of residential solar systems. The batteries will also be used to take advantage of lower priced power by discharging when power is the most expensive. They will also be used to support reliability during equipment maintenance and unplanned outages.

Estimated Maintenance Costs:

Ongoing maintenance costs are built into Moreno Valley Utilities rate structure as part of the cost to serve.

Life-to-Date Expenditures Through FY 2023-24 0

PROJECT PHASE	Budget FY 2024/25	FY 25/26 - 26/27 Budget		FY 2027/28	FY 2028/29	FY 2029/30 and Beyond	Total
		New Request FY 2025/26	New Request FY 2026/27				
Prelim. Eng. / Environ.							
Design							
Right of Way							
Construction	5,260,000	2,500,000					2,500,000
Other							
<b>PROJECT TOTAL</b>	<b>5,260,000</b>	<b>2,500,000</b>	<b>0</b>	<b>0</b>	<b>0</b>	<b>0</b>	<b>2,500,000</b>

FUNDING SOURCE	Budget FY 2024/25	New Request FY 2025/26	New Request FY 2026/27	FY 2027/28	FY 2028/29	FY 2029/30 and Beyond	Total
<b>REVENUE TOTAL</b>	<b>5,260,000</b>	<b>2,500,000</b>	<b>0</b>	<b>0</b>	<b>0</b>	<b>0</b>	<b>2,500,000</b>

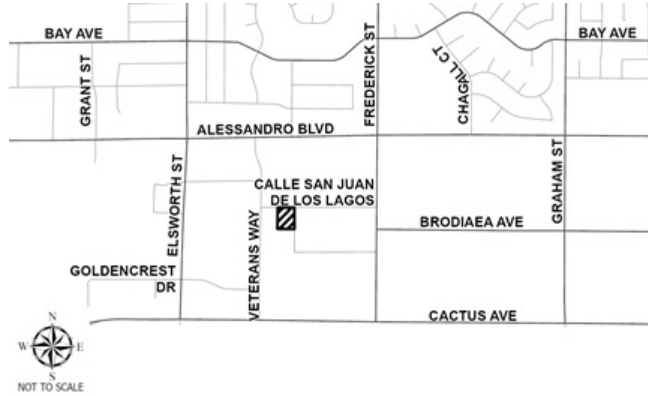
City of Moreno Valley  
 Capital Improvement Plan - Project Details  
 FYs 2025-2030 and Beyond

Circuit Sensor Research and Development

<b>Department / Division:</b> 70 - Public Works / 80 - FMS - Electric	<b>Project Priority:</b> Essential Start within 1 yr	<b>Project Status:</b> In Progress	<b>Council District(s):</b> District 3
--	---	---------------------------------------	---

Schedule:

Design	January 2024 to February 2024
Construction	February 2024 to December 2025



**Project Description:**  
 This pilot project will be a collaboration with a research institute to install sensors on our existing electrical equipment to help us make more informed decisions about the operations and maintenance of our system.

**Justification or Significance of Improvement:**  
 This project will provide important data to improve decision making in the Utility's electric system modeling.

**Estimated Maintenance Costs:**  
 Ongoing maintenance costs are built into Moreno Valley Utilities rate structure as part of the cost to serve.

Life-to-Date Expenditures Through FY 2023-24 584

PROJECT PHASE	Budget FY 2024/25	FY 25/26 - 26/27 Budget		FY 2027/28	FY 2028/29	FY 2029/30 and Beyond	Total
		New Request FY 2025/26	New Request FY 2026/27				
Prelim. Eng. / Environ.							
Design	1,000	5,000					5,000
Right of Way							
Construction	45,000	25,000					25,000
Other	3,415						
<b>PROJECT TOTAL</b>	<b>49,415</b>	<b>30,000</b>	<b>0</b>	<b>0</b>	<b>0</b>	<b>0</b>	<b>30,000</b>

FUNDING SOURCE	Budget FY 2024/25	New Request FY 2025/26	New Request FY 2026/27	FY 2027/28	FY 2028/29	FY 2029/30 and Beyond	Total
<b>REVENUE TOTAL</b>	<b>49,415</b>	<b>30,000</b>	<b>0</b>	<b>0</b>	<b>0</b>	<b>0</b>	<b>30,000</b>

City of Moreno Valley  
 Capital Improvement Plan - Project Details  
 FYs 2025-2030 and Beyond

Conference and Recreation Center Microgrid

<b>Department / Division:</b>	<b>Project Priority:</b>	<b>Project Status:</b>	<b>Council District(s):</b>
70 - Public Works / 80 - FMS - Electric	Essential Start within 1 yr	In Progress	District 1

Schedule:

Design	January 2025 to May 2025
Advertise / Award	January 2025 to March 2025
Construction	May 2025 to December 2025



Project Description:

This project will install overhead carport mounted solar panel generation systems and bulk energy storage batteries in the parking lot area at the Conference and Recreation Center (CRC). These car ports will provide shade to keep the public's vehicles cool and out of the direct sunlight, as well as generate green electricity to serve load nearby. Finally, the project will include the installation of large scale battery energy storage to store excess energy from nearby solar, and use it later in the day to serve load when energy is more expensive.

Justification or Significance of Improvement:

The City is looking to implement green energy technologies such as solar and battery energy storage to help reduce the carbon footprint of the city while also capturing and harnessing the wide availability of solar energy in the City to lower the price of energy and power for the Electric Utility. Installations of generation and storage such as at the CRC improve the utility's resilience and reliability by providing local power sources, and reduces the reliance on foreign power sources from the electric grid outside of the City.

Estimated Maintenance Costs:

Ongoing maintenance costs are built into Moreno Valley Utilities rate structure as part of the cost to serve.

Life-to-Date Expenditures Through FY 2023-24 0

PROJECT PHASE	Budget FY 2024/25	FY 25/26 - 26/27 Budget		FY 2027/28	FY 2028/29	FY 2029/30 and Beyond	Total
		New Request FY 2025/26	New Request FY 2026/27				
Prelim. Eng. / Environ.	30,000						
Design	270,000						
Right of Way							
Construction		5,725,000					5,725,000
Other							
<b>PROJECT TOTAL</b>	<b>300,000</b>	<b>5,725,000</b>	<b>0</b>	<b>0</b>	<b>0</b>	<b>0</b>	<b>5,725,000</b>

FUNDING SOURCE	Budget FY 2024/25	New Request FY 2025/26	New Request FY 2026/27	FY 2027/28	FY 2028/29	FY 2029/30 and Beyond	Total
<b>REVENUE TOTAL</b>	<b>300,000</b>	<b>5,725,000</b>	<b>0</b>	<b>0</b>	<b>0</b>	<b>0</b>	<b>5,725,000</b>



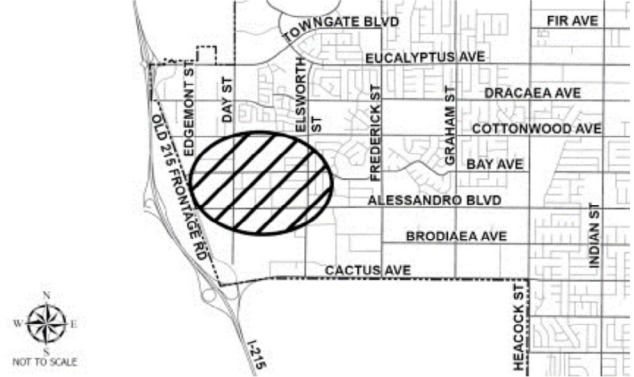
City of Moreno Valley  
 Capital Improvement Plan - Project Details  
 FYs 2025-2030 and Beyond

Edgemont Substation

<b>Department / Division:</b>	<b>Project Priority:</b>	<b>Project Status:</b>	<b>Council District(s):</b>
70 - Public Works / 80 - FMS - Electric	Essential Start within 1 yr	In Progress	District 1

Schedule:

Design	October 2024 to May 2025
Advertise / Award	January 2026 to February 2026
Construction	March 2026 to June 2026



**Project Description:**  
 This project includes the purchase of a site for future substation expansion in Edgemont area of the City. Purchasing this parcel in this area would set up MVU to be prepared to serve loads in the Edgemont area of the City and provide future upgrades to the Moreno Valley Mall. This project also includes repurposing as much of the pad mounted station equipment as possible from the Moval South Station, and building the new Edgemont Station.

**Justification or Significance of Improvement:**  
 This new substation will provide the increase in capacity and infrastructure that is required to serve the Edgemont area of the City.

**Estimated Maintenance Costs:**  
 Ongoing maintenance costs are built into Moreno Valley Utilities rate structure as part of the cost to serve.

Life-to-Date Expenditures Through FY 2023- 24 354,094

PROJECT PHASE	Budget FY 2024/25	FY 25/26 - 26/27 Budget		FY 2027/28	FY 2028/29	FY 2029/30 and Beyond	Total
		New Request FY 2025/26	New Request FY 2026/27				
Prelim. Eng. / Environ.							
Design							
Right of Way							
Construction							
Other	2,001,905						
<b>PROJECT TOTAL</b>	<b>2,001,905</b>	<b>0</b>	<b>0</b>	<b>0</b>	<b>0</b>	<b>0</b>	<b>0</b>
FUNDING SOURCE	Budget FY 2024/25	New Request FY 2025/26	New Request FY 2026/27	FY 2027/28	FY 2028/29	FY 2029/30 and Beyond	Total
Electric - Restricted Assets (6010) 805 0070 6011	2,001,905						
<b>REVENUE TOTAL</b>	<b>2,001,905</b>	<b>0</b>	<b>0</b>	<b>0</b>	<b>0</b>	<b>0</b>	<b>0</b>

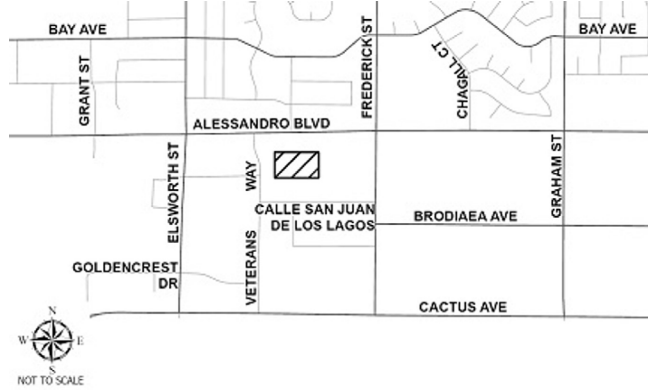
City of Moreno Valley  
 Capital Improvement Plan - Project Details  
 FYs 2025-2030 and Beyond

Electric Vehicle Charging Amphitheater Parking Lot

<b>Department / Division:</b>	<b>Project Priority:</b>	<b>Project Status:</b>	<b>Council District(s):</b>
70 - Public Works / 80 - FMS - Electric	Essential Start within 1 yr	In Progress	District 1

Schedule:

Design	November 2024 to March 2025
Advertise / Award	February 2025 to April 2025
Construction	July 2025 to August 2025



Project Description:

This project will install electric vehicle charging stations and the required electrical service equipment and infrastructure at the City Ampitheatre parking lot at City Hall to foster electric charging. This will include the installation of equipment including transformer(s), cabling, switchgear, and electric vehicle chargers to allow for electric vehicle charging.

Justification or Significance of Improvement:

Providing charging stations in the existing vehicle parking lot at the City Hall Ampitheatre for public charging will provide a convenient location to serve the new electric vehicles in the City. These projects will be funded mostly from the sale of Low Carbon Fuel Standard (LCFS) credits earned from the installation of EV charging infrastructure, and public purpose program funds. As California continues to see growth in the amount of EVs on the road due to recent regulatory changes, more and more EV chargers will need to be installed.

Estimated Maintenance Costs:

Ongoing maintenance costs are built into Moreno Valley Utilities rate structure as part of the cost to serve.

Life-to-Date Expenditures Through FY 2023-24 0

PROJECT PHASE	Budget FY 2024/25	FY 25/26 - 26/27 Budget		FY 2027/28	FY 2028/29	FY 2029/30 and Beyond	Total
		New Request FY 2025/26	New Request FY 2026/27				
Prelim. Eng. / Environ.	30,000						
Design	60,000						
Right of Way							
Construction	610,000						
Other							
<b>PROJECT TOTAL</b>	<b>700,000</b>	<b>0</b>	<b>0</b>	<b>0</b>	<b>0</b>	<b>0</b>	<b>0</b>

FUNDING SOURCE	Budget FY 2024/25	New Request FY 2025/26	New Request FY 2026/27	FY 2027/28	FY 2028/29	FY 2029/30 and Beyond	Total
<b>REVENUE TOTAL</b>	<b>700,000</b>	<b>0</b>	<b>0</b>	<b>0</b>	<b>0</b>	<b>0</b>	<b>0</b>

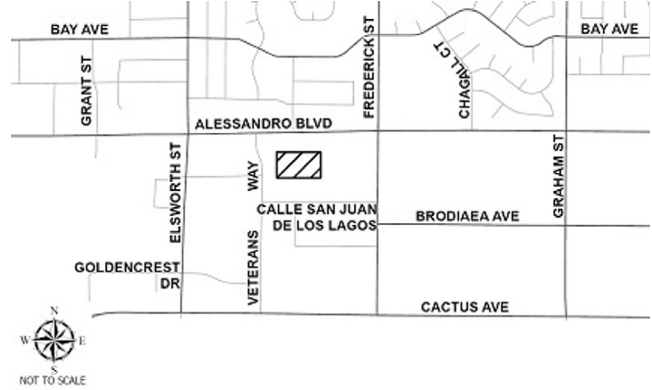
City of Moreno Valley  
 Capital Improvement Plan - Project Details  
 FYs 2025-2030 and Beyond

Electric Vehicle Charging City Hall Fleet Parking Lot

<b>Department / Division:</b>	<b>Project Priority:</b>	<b>Project Status:</b>	<b>Council District(s):</b>
70 - Public Works / 80 - FMS - Electric	Essential Start within 1 yr	In Progress	District 1

Schedule:

Design	December 2024 to January 2025
Advertise / Award	March 2025 to May 2025
Construction	June 2025 to July 2025



Project Description:

This project will install electric vehicle charging stations and the required electrical service equipment and infrastructure at the City's Fleet Vehicle Parking lot at City Hall to foster the electrification of the City's fleet. This will include the installation of equipment including transformer(s), cabling, switchgear, and electric vehicle chargers to allow for electric vehicle charging.

Justification or Significance of Improvement:

The City is electrifying various parts of its vehicle fleet, and there is a need for more electrical vehicle charging stations at City Hall to support new electric vehicles in the area. Providing charging stations in the existing vehicle parking lot/cage at City Hall for City Vehicles will provide a convenient location to serve the new electric vehicles in the City's fleet. These projects will be funded mostly from the sale of Low Carbon Fuel Standard (LCFS) credits earned from the installation of EV charging infrastructure, and public purpose program funds. As California continues to see growth in the amount of EVs on the road due to recent regulatory changes, more and more EV chargers will need to be installed.

Estimated Maintenance Costs:

Ongoing maintenance costs are built into Moreno Valley Utilities rate structure as part of the cost to serve.

Life-to-Date Expenditures Through FY 2023- 24 0

PROJECT PHASE	Budget FY 2024/25	FY 25/26 - 26/27 Budget		FY 2027/28	FY 2028/29	FY 2029/30 and Beyond	Total
		New Request FY 2025/26	New Request FY 2026/27				
Prelim. Eng. / Environ.	30,000						
Design	60,000						
Right of Way							
Construction	631,000	200,000					200,000
Other							
<b>PROJECT TOTAL</b>	<b>721,000</b>	<b>200,000</b>	<b>0</b>	<b>0</b>	<b>0</b>	<b>0</b>	<b>200,000</b>
FUNDING SOURCE	Budget FY 2024/25	New Request FY 2025/26	New Request FY 2026/27	FY 2027/28	FY 2028/29	FY 2029/30 and Beyond	Total
Electric-Public Purpose (6012) 805 0083 6011	721,000	200,000					200,000
<b>REVENUE TOTAL</b>	<b>721,000</b>	<b>200,000</b>	<b>0</b>	<b>0</b>	<b>0</b>	<b>0</b>	<b>200,000</b>

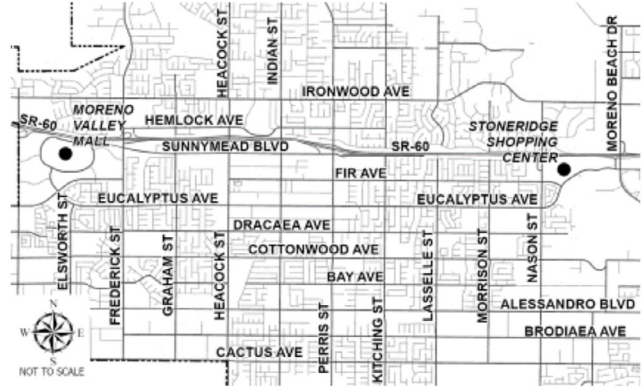
City of Moreno Valley  
 Capital Improvement Plan - Project Details  
 FYs 2025-2030 and Beyond

Electric Vehicle Charging Infrastructure

<b>Department / Division:</b>	<b>Project Priority:</b>	<b>Project Status:</b>	<b>Council District(s):</b>
70 - Public Works / 80 - FMS - Electric	Desirable Start within 3 to 5 yrs	In Progress	District 1, District 3

Schedule:

Design	January 2026 to February 2026
Advertise / Award	April 2026 to June 2026
Construction	August 2026 to October 2026



Project Description:

This project will install new conduit, cable, and electrical facilities to support the installation of electric vehicle (EV) chargers in areas identified as providing the most public benefit. Areas currently under consideration: Moreno Valley Mall and the Stoneridge Shopping center.

Justification or Significance of Improvement:

The EV charging stations will be used to foster the adoption of electric vehicles in the City of Moreno Valley and serve the public. These projects will be funded mostly from the sale of Low Carbon Fuel Standard (LCFS) credits earned from the installation of EV charging infrastructure. As California continues to see growth in the amount of EVs on the road due to recent regulatory changes, more and more EV chargers will need to be installed.

Estimated Maintenance Costs:

Ongoing maintenance costs are built into Moreno Valley Utilities rate structure as part of the cost to serve.

Life-to-Date Expenditures Through FY 2023-24 0

PROJECT PHASE	Budget FY 2024/25	FY 25/26 - 26/27 Budget		FY 2027/28	FY 2028/29	FY 2029/30 and Beyond	Total
		New Request FY 2025/26	New Request FY 2026/27				
Prelim. Eng. / Environ.	5,000		5,000				5,000
Design	26,940		15,000				15,000
Right of Way							
Construction	269,400		500,000				500,000
Other	15,000						
<b>PROJECT TOTAL</b>	<b>316,340</b>	<b>0</b>	<b>520,000</b>	<b>0</b>	<b>0</b>	<b>0</b>	<b>520,000</b>

FUNDING SOURCE	Budget FY 2024/25	New Request FY 2025/26	New Request FY 2026/27	FY 2027/28	FY 2028/29	FY 2029/30 and Beyond	Total
<b>REVENUE TOTAL</b>	<b>316,340</b>	<b>0</b>	<b>520,000</b>	<b>0</b>	<b>0</b>	<b>0</b>	<b>520,000</b>

City of Moreno Valley  
 Capital Improvement Plan - Project Details  
 FYs 2025-2030 and Beyond

Electric Vehicle Charging Station Corporate Yard

<b>Department / Division:</b>	<b>Project Priority:</b>	<b>Project Status:</b>	<b>Council District(s):</b>
70 - Public Works / 80 - FMS - Electric	Essential Start within 1 yr	In Progress	District 4

Schedule:

Design	September 2024 to October 2024
Advertise / Award	October 2024 to October 2024
Construction	April 2025 to August 2025



Project Description:

This project will install electric vehicle (EV) charging stations (two Level 2 and one Level 3 chargers) at the City’s Corporate Yard public parking lot and install electrical infrastructure that will “make ready” future electric vehicle charging stations in the Corporate Yard’s fleet parking lot.

Justification or Significance of Improvement:

The nearest charging station is 2.90 miles from the City’s Corporate Yard. Providing a charging station that will be accessible to the public 24/7 will provide a convenient location to serve the community and visitors to Moreno Valley. These projects will be funded primarily from the sale of Low Carbon Fuel Standard (LCFS) credits earned from the installation of EV charging infrastructure and public purpose program funds. As California continues to see growth in the amount of EVs on the road due to recent regulatory changes, more and more EV chargers will need to be installed.

Estimated Maintenance Costs:

Ongoing maintenance costs are built into Moreno Valley Utilities rate structure as part of the cost to serve.

Life-to-Date Expenditures Through FY 2023-24 1,058

PROJECT PHASE	Budget FY 2024/25	FY 25/26 - 26/27 Budget		FY 2027/28	FY 2028/29	FY 2029/30 and Beyond	Total
		New Request FY 2025/26	New Request FY 2026/27				
Prelim. Eng. / Environ.							
Design							
Right of Way							
Construction	365,000	100,000					100,000
Other							
<b>PROJECT TOTAL</b>	<b>365,000</b>	<b>100,000</b>	<b>0</b>	<b>0</b>	<b>0</b>	<b>0</b>	<b>100,000</b>

FUNDING SOURCE	Budget FY 2024/25	New Request FY 2025/26	New Request FY 2026/27	FY 2027/28	FY 2028/29	FY 2029/30 and Beyond	Total
<b>REVENUE TOTAL</b>	<b>365,000</b>	<b>100,000</b>	<b>0</b>	<b>0</b>	<b>0</b>	<b>0</b>	<b>100,000</b>

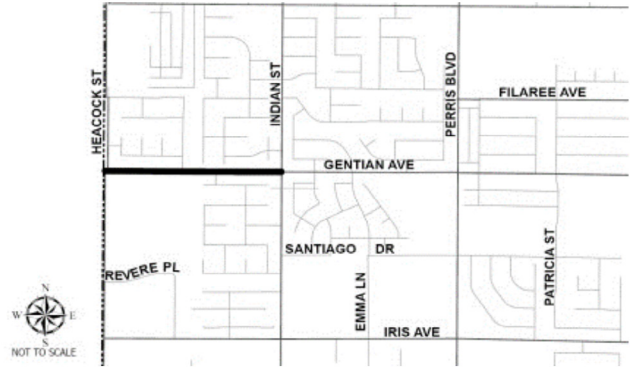
City of Moreno Valley  
 Capital Improvement Plan - Project Details  
 FYs 2025-2030 and Beyond

Gentian Avenue Line Extension from Heacock Street to Indian Street

<b>Department / Division:</b>	<b>Project Priority:</b>	<b>Project Status:</b>	<b>Council District(s):</b>
70 - Public Works / 80 - FMS - Electric	Essential Start within 1 yr	In Progress	District 4

Schedule:

Design	November 2023 to February 2024
Advertise / Award	July 2024 to August 2024
Construction	April 2025 to August 2025



Project Description:

This project will install a new electrical circuit backbone along Gentian Avenue. It will include the installation of cable and conduit on Gentian Avenue from Heacock Street to Indian Street. This line extension will create a circuit tie between the Edwin circuit and March circuit to improve system reliability.

Justification or Significance of Improvement:

This will improve system reliability/service-restoration time in the area by creating a loop feed in the circuit, and will provide a redundant feed for future development along Heacock St and Gentian Ave.

Estimated Maintenance Costs:

Ongoing maintenance costs are built into Moreno Valley Utilities rate structure as part of the cost to serve.

Life-to-Date Expenditures Through FY 2023-24 18,714

PROJECT PHASE	Budget FY 2024/25	FY 25/26 - 26/27 Budget		FY 2027/28	FY 2028/29	FY 2029/30 and Beyond	Total
		New Request FY 2025/26	New Request FY 2026/27				
Prelim. Eng. / Environ.							
Design							
Right of Way							
Construction	1,364,329						
Other							
<b>PROJECT TOTAL</b>	<b>1,364,329</b>	<b>0</b>	<b>0</b>	<b>0</b>	<b>0</b>	<b>0</b>	<b>0</b>

FUNDING SOURCE	Budget FY 2024/25	New Request FY 2025/26	New Request FY 2026/27	FY 2027/28	FY 2028/29	FY 2029/30 and Beyond	Total
<b>REVENUE TOTAL</b>	<b>1,364,329</b>	<b>0</b>	<b>0</b>	<b>0</b>	<b>0</b>	<b>0</b>	<b>0</b>



City of Moreno Valley  
 Capital Improvement Plan - Project Details  
 FYs 2025-2030 and Beyond

Ironwood Line Extension

<b>Department / Division:</b>	<b>Project Priority:</b>	<b>Project Status:</b>	<b>Council District(s):</b>
70 - Public Works / 80 - FMS - Electric	Essential Start within 1 yr	In Progress	District 2, District 3

Schedule:

Design	November 2024 to December 2024
Advertise / Award	January 2025 to April 2025
Construction	April 2025 to September 2025



Project Description:

This project will install approximately 10,000 LF of new backbone conduit and cable along Moreno Beach Drive, Ironwood Avenue, and Redlands Blvd, which will serve future customers north of the 60 freeway.

Justification or Significance of Improvement:

This project will expand distribution circuit from new infrastructure starting at the north side of the Moreno Beach Drive SR60 overpass, and expand that infrastructure to Ironwood avenue, to Redlands Blvd, and down to Hemlock Ave. This expansion of infrastructure and cable will be a key to serving new customers in the northeast part of the City.

Estimated Maintenance Costs:

Ongoing maintenance costs are built into Moreno Valley Utilities rate structure as part of the cost to serve.

Life-to-Date Expenditures Through FY 2023-24 0

PROJECT PHASE	Budget FY 2024/25	FY 25/26 - 26/27 Budget		FY 2027/28	FY 2028/29	FY 2029/30 and Beyond	Total
		New Request FY 2025/26	New Request FY 2026/27				
Prelim. Eng. / Environ.	10,000						
Design	40,000						
Right of Way							
Construction	5,350,000						
Other							
<b>PROJECT TOTAL</b>	<b>5,400,000</b>	<b>0</b>	<b>0</b>	<b>0</b>	<b>0</b>	<b>0</b>	<b>0</b>

FUNDING SOURCE	Budget FY 2024/25	New Request FY 2025/26	New Request FY 2026/27	FY 2027/28	FY 2028/29	FY 2029/30 and Beyond	Total
<b>REVENUE TOTAL</b>	<b>5,400,000</b>	<b>0</b>	<b>0</b>	<b>0</b>	<b>0</b>	<b>0</b>	<b>0</b>

City of Moreno Valley  
 Capital Improvement Plan - Project Details  
 FYs 2025-2030 and Beyond

Locust Line Extension

<b>Department / Division:</b>	<b>Project Priority:</b>	<b>Project Status:</b>	<b>Council District(s):</b>
70 - Public Works / 80 - FMS - Electric	Essential Start within 1 yr	New	District 2

Schedule:

Design	July 2025 to September 2025
Advertise / Award	October 2025 to December 2025
Construction	February 2026 to April 2026



Project Description:

This project will install approximately 4,110 LF of new backbone conduit and cable along Moreno Beach Drive, up to Locust Avenue, which will serve future customers north of the 60 freeway.

Justification or Significance of Improvement:

This project will expand distribution circuit from new infrastructure starting at the Moreno Beach Drive and Ironwood Avenue, expand that infrastructure along Moreno Beach Drive to Locust Avenue. This expansion of infrastructure and cable will be a key to serving new customers in the northeast part of the City.

Estimated Maintenance Costs:

Ongoing maintenance costs are built into Moreno Valley Utilities rate structure as part of the cost to serve.

Life-to-Date Expenditures Through FY 2023-24 0

PROJECT PHASE	Budget FY 2024/25	FY 25/26 - 26/27 Budget		FY 2027/28	FY 2028/29	FY 2029/30 and Beyond	Total
		New Request FY 2025/26	New Request FY 2026/27				
Prelim. Eng. / Environ.		10,000					10,000
Design		21,000					21,000
Right of Way							
Construction		1,950,000					1,950,000
Other							
<b>PROJECT TOTAL</b>	<b>0</b>	<b>1,981,000</b>	<b>0</b>	<b>0</b>	<b>0</b>	<b>0</b>	<b>1,981,000</b>

FUNDING SOURCE	Budget FY 2024/25	New Request FY 2025/26	New Request FY 2026/27	FY 2027/28	FY 2028/29	FY 2029/30 and Beyond	Total
<b>REVENUE TOTAL</b>	<b>0</b>	<b>1,981,000</b>	<b>0</b>	<b>0</b>	<b>0</b>	<b>0</b>	<b>1,981,000</b>

City of Moreno Valley  
 Capital Improvement Plan - Project Details  
 FYs 2025-2030 and Beyond

March Mountain High School Solar Street Lights

<b>Department / Division:</b>	<b>Project Priority:</b>	<b>Project Status:</b>	<b>Council District(s):</b>
70 - Public Works / 80 - FMS - Electric	Essential Start within 1 yr	New	District 1

Schedule:

Design	July 2025 to July 2025
Advertise / Award	August 2025 to September 2025
Construction	October 2025 to November 2025



**Project Description:**  
 This project will install 6 solar streetlights located on the South side of Dracaea Ave east of Indian St. These streetlights will be solar powered, and provide additional illumination near the March Mountain High School on Dracaea Ave.

**Justification or Significance of Improvement:**  
 The project will provide lighting at the March Mountain High School which currently lacks lighting on Dracaea Ave while also harnessing solar powered lighting technology.

**Estimated Maintenance Costs:**  
 Ongoing maintenance costs are built into Moreno Valley Utilities rate structure as part of the cost to serve.

Life-to-Date Expenditures Through FY 2023-24 0

PROJECT PHASE	Budget FY 2024/25	FY 25/26 - 26/27 Budget		FY 2027/28	FY 2028/29	FY 2029/30 and Beyond	Total
		New Request FY 2025/26	New Request FY 2026/27				
Prelim. Eng. / Environ.							
Design		5,000					5,000
Right of Way							
Construction		115,000					115,000
Other							
<b>PROJECT TOTAL</b>	<b>0</b>	<b>120,000</b>	<b>0</b>	<b>0</b>	<b>0</b>	<b>0</b>	<b>120,000</b>

FUNDING SOURCE	Budget FY 2024/25	New Request FY 2025/26	New Request FY 2026/27	FY 2027/28	FY 2028/29	FY 2029/30 and Beyond	Total
<b>REVENUE TOTAL</b>	<b>0</b>	<b>120,000</b>	<b>0</b>	<b>0</b>	<b>0</b>	<b>0</b>	<b>120,000</b>

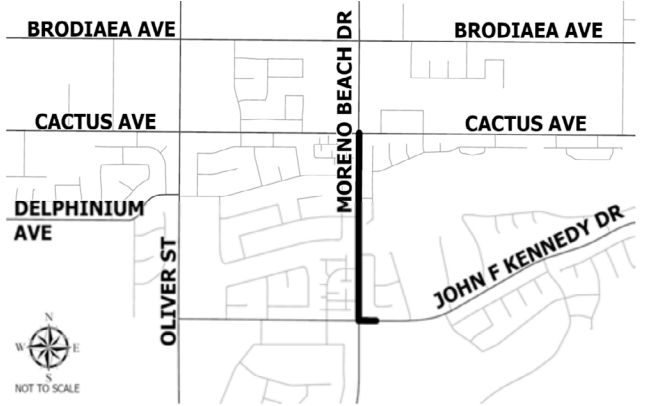
City of Moreno Valley  
 Capital Improvement Plan - Project Details  
 FYs 2025-2030 and Beyond

**Moreno Beach Drive Line Extension from Cactus Avenue to John F. Kennedy Drive**

<b>Department / Division:</b>	<b>Project Priority:</b>	<b>Project Status:</b>	<b>Council District(s):</b>
70 - Public Works / 80 - FMS - Electric	Essential Start within 1 yr	In Progress	District 4

Schedule:

Design	November 2024 to January 2024
Advertise / Award	July 2024 to August 2024
Construction	April 2025 to September 2025



**Project Description:**

This project will install a new backbone along Moreno Beach Drive. It will include conduit and cable from Cactus Avenue to John F. Kennedy Drive along Moreno Beach Drive.

**Justification or Significance of Improvement:**

This will improve system reliability and provide a loop feed for the housing tracts and Rancho Belago apartments near the intersection of Moreno Beach Drive and John F. Kennedy Drive.

**Estimated Maintenance Costs:**

Ongoing maintenance costs are built into Moreno Valley Utilities rate structure as part of the cost to serve.

Life-to-Date Expenditures Through FY 2023-24 17,892

PROJECT PHASE	Budget FY 2024/25	FY 25/26 - 26/27 Budget		FY 2027/28	FY 2028/29	FY 2029/30 and Beyond	Total
		New Request FY 2025/26	New Request FY 2026/27				
Prelim. Eng. / Environ.							
Design							
Right of Way							
Construction	1,708,517						
Other							
<b>PROJECT TOTAL</b>	<b>1,708,517</b>	<b>0</b>	<b>0</b>	<b>0</b>	<b>0</b>	<b>0</b>	<b>0</b>

FUNDING SOURCE	Budget FY 2024/25	New Request FY 2025/26	New Request FY 2026/27	FY 2027/28	FY 2028/29	FY 2029/30 and Beyond	Total
<b>REVENUE TOTAL</b>	<b>1,708,517</b>	<b>0</b>	<b>0</b>	<b>0</b>	<b>0</b>	<b>0</b>	<b>0</b>

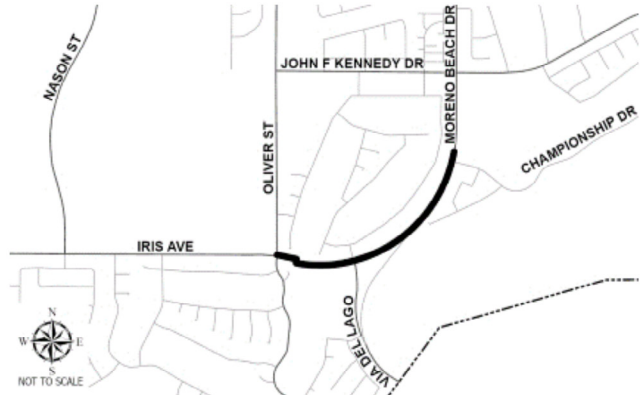
City of Moreno Valley  
 Capital Improvement Plan - Project Details  
 FYs 2025-2030 and Beyond

**Moreno Beach Drive Line Extension from Oliver Street to John F. Kennedy Drive**

<b>Department / Division:</b> 70 - Public Works / 80 - FMS - Electric	<b>Project Priority:</b> Necessary Start within 1 to 3 yrs	<b>Project Status:</b> In Progress	<b>Council District(s):</b> District 4
--	---	---------------------------------------	---

Schedule:

Design	June 2024 to August 2024
Advertise / Award	June 2025 to August 2025
Construction	October 2025 to November 2025



**Project Description:**  
 This project will install new backbone conduit and cable along Moreno Beach Drive from Oliver Street to John F. Kennedy Drive.

**Justification or Significance of Improvement:**  
 This project will improve system reliability and provide a loop feed for the Rancho Belago apartments and future Via de Lago condos near Moreno Beach Drive and Oliver Street.

**Estimated Maintenance Costs:**  
 Ongoing maintenance costs are built into Moreno Valley Utilities rate structure as part of the cost to serve.

Life-to-Date Expenditures Through FY 2023- 24 5,239

PROJECT PHASE	Budget FY 2024/25	FY 25/26 - 26/27 Budget		FY 2027/28	FY 2028/29	FY 2029/30 and Beyond	Total
		New Request FY 2025/26	New Request FY 2026/27				
Prelim. Eng. / Environ.							
Design							
Right of Way							
Construction	1,343,760						
Other							
<b>PROJECT TOTAL</b>	<b>1,343,760</b>	<b>0</b>	<b>0</b>	<b>0</b>	<b>0</b>	<b>0</b>	<b>0</b>
FUNDING SOURCE	Budget FY 2024/25	New Request FY 2025/26	New Request FY 2026/27	FY 2027/28	FY 2028/29	FY 2029/30 and Beyond	Total
Electric - Restricted Assets (6010) 805 0071 6011	1,343,760						
<b>REVENUE TOTAL</b>	<b>1,343,760</b>	<b>0</b>	<b>0</b>	<b>0</b>	<b>0</b>	<b>0</b>	<b>0</b>

City of Moreno Valley  
 Capital Improvement Plan - Project Details  
 FYs 2025-2030 and Beyond

**Moreno Valley Fire Station #6 SCE to MVU Cutover**

<b>Department / Division:</b> 70 - Public Works / 80 - FMS - Electric	<b>Project Priority:</b> Deferrable Start within 5 to 10 yrs	<b>Project Status:</b> In Progress	<b>Council District(s):</b> District 1
--	---	---------------------------------------	---

**Schedule:**

Design	October 2023 to November 2023
Advertise / Award	January 2026 to January 2026
Construction	February 2026 to February 2026



**Project Description:**

This project will install new conduit, cable, and electrical facilities within Eucalyptus Avenue. Moreno Valley Utility (MVU) will have a conduit stub upon its completion of the Eucalyptus Avenue Line Extension in order to transfer service from Southern California Edison (SCE) to MVU.

**Justification or Significance of Improvement:**

SCE currently serves the Moreno Valley Fire Station #6 on Eucalyptus Avenue. MVU will have electrical infrastructure with its completion of the Eucalyptus Line Extension Project which enables providing electrical service to the fire station. A goal of MVU is to provide electrical service to City-owned facilities.

**Estimated Maintenance Costs:**

Ongoing maintenance costs are built into Moreno Valley Utilities rate structure as part of the cost to serve.

Life-to-Date Expenditures Through FY 2023-24 2,403

PROJECT PHASE	Budget FY 2024/25	FY 25/26 - 26/27 Budget		FY 2027/28	FY 2028/29	FY 2029/30 and Beyond	Total
		New Request FY 2025/26	New Request FY 2026/27				
Prelim. Eng. / Environ.							
Design							
Right of Way							
Construction	138,597						
Other							
<b>PROJECT TOTAL</b>	<b>138,597</b>	<b>0</b>	<b>0</b>	<b>0</b>	<b>0</b>	<b>0</b>	<b>0</b>

FUNDING SOURCE	Budget FY 2024/25	New Request FY 2025/26	New Request FY 2026/27	FY 2027/28	FY 2028/29	FY 2029/30 and Beyond	Total
<b>REVENUE TOTAL</b>	<b>138,597</b>	<b>0</b>	<b>0</b>	<b>0</b>	<b>0</b>	<b>0</b>	<b>0</b>



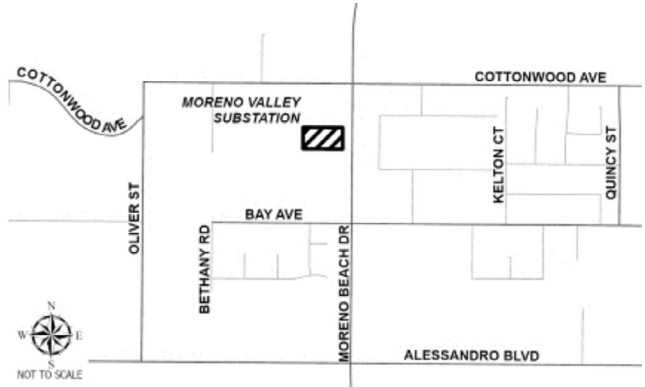
City of Moreno Valley  
 Capital Improvement Plan - Project Details  
 FYs 2025-2030 and Beyond

Moreno Valley Substation Automation

<b>Department / Division:</b>	<b>Project Priority:</b>	<b>Project Status:</b>	<b>Council District(s):</b>
70 - Public Works / 80 - FMS - Electric	Essential Start within 1 yr	In Progress	District 3

Schedule:

Design	November 2024 to July 2025
Advertise / Award	December 2024 to April 2025
Construction	August 2025 to December 2026



Project Description:

This project will design and construct the expansion of the Moreno Valley Substation including one 12kV metal clad switchgear enclosure, along with its associated automation and protection equipment, upgrade the SCADA system, install switches, and extend cabling as needed to extend eight new circuits out of the Moreno Valley Substation.

Justification or Significance of Improvement:

This project will add necessary distribution and automation equipment to the new expansion at Moreno Valley Substation to serve future loads throughout the east side of the service territory in the City. This added capacity and substation expansion will be required to maintain reliability for new customers and for existing customers.

Estimated Maintenance Costs:

Ongoing maintenance costs are built into Moreno Valley Utilities rate structure as part of the cost to serve.

Life-to-Date Expenditures Through FY 2023-24 0

PROJECT PHASE	Budget FY 2024/25	FY 25/26 - 26/27 Budget		FY 2027/28	FY 2028/29	FY 2029/30 and Beyond	Total
		New Request FY 2025/26	New Request FY 2026/27				
Prelim. Eng. / Environ.	10,000						
Design	50,000						
Right of Way							
Construction	2,337,499	662,501					662,501
Other	100,000	365,000					365,000
<b>PROJECT TOTAL</b>	<b>2,497,499</b>	<b>1,027,501</b>	<b>0</b>	<b>0</b>	<b>0</b>	<b>0</b>	<b>1,027,501</b>

FUNDING SOURCE	Budget FY 2024/25	New Request FY 2025/26	New Request FY 2026/27	FY 2027/28	FY 2028/29	FY 2029/30 and Beyond	Total
<b>REVENUE TOTAL</b>	<b>2,497,499</b>	<b>1,027,501</b>	<b>0</b>	<b>0</b>	<b>0</b>	<b>0</b>	<b>1,027,501</b>

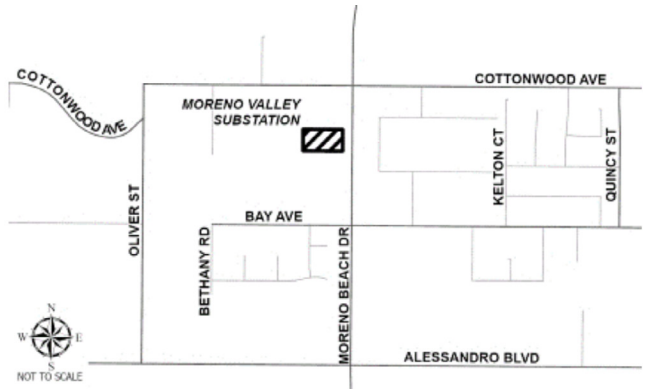
City of Moreno Valley  
 Capital Improvement Plan - Project Details  
 FYs 2025-2030 and Beyond

Moreno Valley Substation Upgrades

<b>Department / Division:</b>	<b>Project Priority:</b>	<b>Project Status:</b>	<b>Council District(s):</b>
70 - Public Works / 80 - FMS - Electric	Essential Start within 1 yr	In Progress	District 3

Schedule:

Design	December 2024 to July 2025
Advertise / Award	December 2024 to April 2025
Construction	August 2025 to December 2026



Project Description:

This project will negotiate increase of capacity at the Moreno Valley Substation interconnect with Southern California Edison (SCE). This will include the installation of one new 115kV circuit breaker and the reconfiguration of the existing 115kV SCE bus and expand the footprint of the Moreno Valley substation to accommodate the proposed new capacity. Design and construction of the expansion includes a new 115kV north bus, two 115kV circuit breakers, and two 115kV/12kV transformers at the Moreno Valley Substation.

Justification or Significance of Improvement:

Increase the capacity at Moreno Valley Substation to serve future loads throughout the east side of the service territory in the City. This added capacity and substation expansion will be required to maintain reliability for new customers and for existing customers.

Estimated Maintenance Costs:

Ongoing maintenance costs are built into Moreno Valley Utilities rate structure as part of the cost to serve.

Life-to-Date Expenditures Through FY 2023-24 30,202

PROJECT PHASE	Budget FY 2024/25	FY 25/26 - 26/27 Budget		FY 2027/28	FY 2028/29	FY 2029/30 and Beyond	Total
		New Request FY 2025/26	New Request FY 2026/27				
Prelim. Eng. / Environ.							
Design							
Right of Way							
Construction	7,600,715	10,000,000	4,000,000				14,000,000
Other							
<b>PROJECT TOTAL</b>	<b>7,600,715</b>	<b>10,000,000</b>	<b>4,000,000</b>	<b>0</b>	<b>0</b>	<b>0</b>	<b>14,000,000</b>

FUNDING SOURCE	Budget FY 2024/25	New Request FY 2025/26	New Request FY 2026/27	FY 2027/28	FY 2028/29	FY 2029/30 and Beyond	Total
<b>REVENUE TOTAL</b>	<b>7,600,715</b>	<b>10,000,000</b>	<b>4,000,000</b>	<b>0</b>	<b>0</b>	<b>0</b>	<b>14,000,000</b>

City of Moreno Valley  
 Capital Improvement Plan - Project Details  
 FYs 2025-2030 and Beyond

MVU Building Remodel

<b>Department / Division:</b> 70 - Public Works / 80 - FMS - Electric	<b>Project Priority:</b> Essential Start within 1 yr	<b>Project Status:</b> In Progress	<b>Council District(s):</b> District 1
--	---	---------------------------------------	---

Schedule:

Design	September 2024 to March 2025
Advertise / Award	January 2025 to April 2025
Construction	April 2025 to December 2025



Project Description:

This project is to complete interior and exterior upgrades to the new MVU office building at 14225 Corporate Way. Some of the key improvements include Solar Canopy Parking, backup power, exterior block walls, access gates, new paved sections for parking spaces, interior finishes, interior and exterior lighting, a customer service counter, and electric vehicle charging stations.

Justification or Significance of Improvement:

The building requires interior and exterior upgrades to support moving staff into the building and to conduct day to day operations. MVU also will be installing renewable energy technology such as solar canopy parking, backup power, and electric vehicle charging stations to improve the reliability and sustainability of the building.

Estimated Maintenance Costs:

Ongoing maintenance costs are built into Moreno Valley Utilities rate structure as part of the cost to serve.

Life-to-Date Expenditures Through FY 2023-24 0

PROJECT PHASE	Budget FY 2024/25	FY 25/26 - 26/27 Budget		FY 2027/28	FY 2028/29	FY 2029/30 and Beyond	Total
		New Request FY 2025/26	New Request FY 2026/27				
Prelim. Eng. / Environ.	50,000						
Design	200,000	100,000					100,000
Right of Way							
Construction	450,000	1,400,000	1,000,000				2,400,000
Other							
<b>PROJECT TOTAL</b>	<b>700,000</b>	<b>1,500,000</b>	<b>1,000,000</b>	<b>0</b>	<b>0</b>	<b>0</b>	<b>2,500,000</b>

FUNDING SOURCE	Budget FY 2024/25	New Request FY 2025/26	New Request FY 2026/27	FY 2027/28	FY 2028/29	FY 2029/30 and Beyond	Total
<b>REVENUE TOTAL</b>	<b>700,000</b>	<b>1,500,000</b>	<b>1,000,000</b>	<b>0</b>	<b>0</b>	<b>0</b>	<b>2,500,000</b>

City of Moreno Valley  
 Capital Improvement Plan - Project Details  
 FYs 2025-2030 and Beyond

MVU Warehousing Facilities for Storing Electrical Equipment

<b>Department / Division:</b>	<b>Project Priority:</b>	<b>Project Status:</b>	<b>Council District(s):</b>
70 - Public Works / 80 - FMS - Electric	Necessary Start within 1 to 3 yrs	In Progress	District 3, District 4

Schedule:

Design	January 2026 to March 2026
Advertise / Award	March 2026 to April 2026
Construction	April 2025 to June 2026



Project Description:

Moreno Valley Utility (MVU) needs to stock additional materials to ensure its customers do not face extended outages due to failed equipment. MVU will need to install hardscape and a warehouse building at the City Yard facility or at the Utility Field Office to properly store these materials. This project includes the grading and paving of 12,000 SF of new 4 inch thick asphalt concrete, and the installation of a 1600 SF metal building for warehouse storage.

Justification or Significance of Improvement:

This new space will be used to store electrical materials for emergency and capital installations. The new building will be used to store smaller or more sensitive equipment that may not be waterproof. The utility will need to store more materials than it previously has to account for all system equipment failures and to assist with development projects.

Estimated Maintenance Costs:

Ongoing maintenance costs are built into Moreno Valley Utilities rate structure as part of the cost to serve.

Life-to-Date Expenditures Through FY 2023-24 0

PROJECT PHASE	Budget FY 2024/25	FY 25/26 - 26/27 Budget		FY 2027/28	FY 2028/29	FY 2029/30 and Beyond	Total
		New Request FY 2025/26	New Request FY 2026/27				
Prelim. Eng. / Environ.	5,000	5,000					5,000
Design	15,000	15,000					15,000
Right of Way							
Construction	400,000	250,000					250,000
Other	15,000						
<b>PROJECT TOTAL</b>	<b>435,000</b>	<b>270,000</b>	<b>0</b>	<b>0</b>	<b>0</b>	<b>0</b>	<b>270,000</b>

FUNDING SOURCE	Budget FY 2024/25	New Request FY 2025/26	New Request FY 2026/27	FY 2027/28	FY 2028/29	FY 2029/30 and Beyond	Total
<b>REVENUE TOTAL</b>	<b>435,000</b>	<b>270,000</b>	<b>0</b>	<b>0</b>	<b>0</b>	<b>0</b>	<b>270,000</b>

City of Moreno Valley  
 Capital Improvement Plan - Project Details  
 FYs 2025-2030 and Beyond

Public Safety Building Microgrid

<b>Department / Division:</b> 70 - Public Works / 80 - FMS - Electric	<b>Project Priority:</b> Necessary Start within 1 to 3 yrs	<b>Project Status:</b> New	<b>Council District(s):</b> District 1
--	---	-------------------------------	---

Schedule:

Design	July 2025 to November 2025
Advertise / Award	February 2026 to April 2026
Construction	July 2026 to December 2026



Project Description:

This project will install overhead carport mounted solar panel generation systems and bulk energy storage batteries in the parking lot area at Public Safety Building near City Hall. These car ports will provide shade to keep vehicles cool and out of the direct sunlight, as well as generate green electricity to serve load nearby. Finally, the project will include the installation of large scale battery energy storage to store excess energy from nearby solar, and use it later in the day to serve load when energy is more expensive.

Justification or Significance of Improvement:

The City is looking to implement green energy technologies such as solar and battery energy storage to help reduce the carbon footprint of the city while also capturing and harnessing the wide availability of solar energy in the City to lower the price of energy and power for the Electric Utility. Installations of generation and storage improve the utility's resilience and reliability by providing local power sources, and reduces the reliance on foreign power sources from the electric grid outside of the City.

Estimated Maintenance Costs:

Ongoing maintenance costs are built into Moreno Valley Utilities rate structure as part of the cost to serve.

Life-to-Date Expenditures Through FY 2023-24 0

PROJECT PHASE	Budget FY 2024/25	FY 25/26 - 26/27 Budget		FY 2027/28	FY 2028/29	FY 2029/30 and Beyond	Total
		New Request FY 2025/26	New Request FY 2026/27				
Prelim. Eng. / Environ.		25,000					25,000
Design		150,000					150,000
Right of Way							
Construction			6,000,000				6,000,000
Other							
<b>PROJECT TOTAL</b>	<b>0</b>	<b>175,000</b>	<b>6,000,000</b>	<b>0</b>	<b>0</b>	<b>0</b>	<b>6,175,000</b>

FUNDING SOURCE	Budget FY 2024/25	New Request FY 2025/26	New Request FY 2026/27	FY 2027/28	FY 2028/29	FY 2029/30 and Beyond	Total
<b>REVENUE TOTAL</b>	<b>0</b>	<b>175,000</b>	<b>6,000,000</b>	<b>0</b>	<b>0</b>	<b>0</b>	<b>6,175,000</b>

City of Moreno Valley  
 Capital Improvement Plan - Project Details  
 FYs 2025-2030 and Beyond

Battery Storage at Moval South

<b>Department / Division:</b>	<b>Project Priority:</b>	<b>Project Status:</b>	<b>Council District(s):</b>
70 - Public Works / 80 - FMS - Electric	Essential Start within 1 yr	New	District 4

Schedule:

Design	July 2025 to March 2026
Advertise / Award	April 2026 to June 2026
Construction	August 2026 to June 2030



Project Description:

This project will install ~ 24 MW (Megawatt) / 60 MWh (Megawatt hours) of bulk battery storage at the Moval South Substation. The batteries will have a capacity to serve 15 MW of load for 4 hours, or a peak load of 24 MW for over 2 hours, which will allow Moreno Valley Utilities (MVU) to more efficiently conduct its maintenance, minimizing the number and scope of customer outages, and also act as a potential system backup for the utility during grid outages. The project will include the installation of necessary substation upgrades, including concrete foundations, electrical conduit, substation equipment, cabling, and batteries.

Justification or Significance of Improvement:

Batteries are essential to prevent the backflow of solar energy from the community to the electrical grid from overproduction of residential solar systems. The batteries will also be used to take advantage of lower priced power by discharging when power is the most expensive. They will also be used to support reliability during equipment maintenance and unplanned outages.

Estimated Maintenance Costs:

Ongoing maintenance costs are built into Moreno Valley Utilities rate structure as part of the cost to serve.

Life-to-Date Expenditures Through FY 2023-24 0

PROJECT PHASE	Budget FY 2024/25	FY 25/26 - 26/27 Budget		FY 2027/28	FY 2028/29	FY 2029/30 and Beyond	Total
		New Request FY 2025/26	New Request FY 2026/27				
Prelim. Eng. / Environ.		80,000					80,000
Design		200,000	25,000	25,000	25,000	25,000	300,000
Right of Way							
Construction			8,000,000	7,600,000	7,600,000	7,600,000	30,800,000
Other							
<b>PROJECT TOTAL</b>	<b>0</b>	<b>280,000</b>	<b>8,025,000</b>	<b>7,625,000</b>	<b>7,625,000</b>	<b>7,625,000</b>	<b>31,180,000</b>

FUNDING SOURCE	Budget FY 2024/25	New Request FY 2025/26	New Request FY 2026/27	FY 2027/28	FY 2028/29	FY 2029/30 and Beyond	Total
<b>REVENUE TOTAL</b>	<b>0</b>	<b>280,000</b>	<b>8,025,000</b>	<b>7,625,000</b>	<b>7,625,000</b>	<b>7,625,000</b>	<b>31,180,000</b>



City of Moreno Valley  
 Capital Improvement Plan - Project Details  
 FYs 2025-2030 and Beyond

Energy Storage at City Hall Campus

<b>Department / Division:</b>	<b>Project Priority:</b>	<b>Project Status:</b>	<b>Council District(s):</b>
70 - Public Works / 80 - FMS - Electric	Essential Start within 1 yr	New	District 1

Schedule:

Design	July 2025 to March 2026
Advertise / Award	April 2026 to June 2026
Construction	August 2026 to June 2030



Project Description:

This project will install ~ 24 MW (Megawatt) / 60 MWh (Megawatt hours) of bulk battery storage at the new storage location at the City Hall Campus. The batteries will have a capacity to serve 15 MW of load for 4 hours, or a peak load of 24 MW for over 2 hours, which will allow Moreno Valley Utilities (MVU) to more efficiently conduct its maintenance, minimizing the number and scope of customer outages, and also act as a potential system backup for the utility during grid outages. The project will include the installation of necessary upgrades, including concrete foundations, electrical conduit, switchgear, cabling, and batteries.

Justification or Significance of Improvement:

Batteries are essential to prevent the backflow of solar energy from the community to the electrical grid from overproduction of residential solar systems. The batteries will also be used to take advantage of lower priced power by discharging when power is the most expensive. They will also be used to support reliability during equipment maintenance and unplanned outages.

Estimated Maintenance Costs:

Ongoing maintenance costs are built into Moreno Valley Utilities rate structure as part of the cost to serve.

Life-to-Date Expenditures Through FY 2023-24 0

PROJECT PHASE	Budget FY 2024/25	FY 25/26 - 26/27 Budget		FY 2027/28	FY 2028/29	FY 2029/30 and Beyond	Total
		New Request FY 2025/26	New Request FY 2026/27				
Prelim. Eng. / Environ.		80,000					80,000
Design		200,000	25,000	25,000	25,000	25,000	300,000
Right of Way							
Construction			5,062,500	5,062,500	5,062,500	15,187,500	30,375,000
Other							
<b>PROJECT TOTAL</b>	<b>0</b>	<b>280,000</b>	<b>5,087,500</b>	<b>5,087,500</b>	<b>5,087,500</b>	<b>15,212,500</b>	<b>30,755,000</b>

FUNDING SOURCE	Budget FY 2024/25	New Request FY 2025/26	New Request FY 2026/27	FY 2027/28	FY 2028/29	FY 2029/30 and Beyond	Total
<b>REVENUE TOTAL</b>	<b>0</b>	<b>280,000</b>	<b>5,087,500</b>	<b>5,087,500</b>	<b>5,087,500</b>	<b>15,212,500</b>	<b>30,755,000</b>

City of Moreno Valley  
 Capital Improvement Plan - Project Details  
 FYs 2025-2030 and Beyond

**Switch Automation**

<b>Department / Division:</b>	<b>Project Priority:</b>	<b>Project Status:</b>	<b>Council District(s):</b>
70 - Public Works / 80 - FMS - Electric	Necessary Start within 1 to 3 yrs	New	District 1, District 2, District 3, District 4

**Schedule:**

Design July 2025 to August 2025

Advertise / Award October 2025 to December 2025

Construction February 2026 to March 2026

CITYWIDE

**Project Description:**

This project will be to replace existing 1 to 2 Pad Mount Enclosure (PME) switches per 12kV distribution circuit across the distribution system with switches that are equipped with Automation technology. The new automation ready switches will include fault interrupters and motor operators that allow the switches to sectionalize outages and be remotely operated.

**Justification or Significance of Improvement:**

This project will improve the reliability and operability of the City's electric grid on circuits where the are installed by minimizing the potential scope of outages, as well as the time required to restore outages. With automation ready switches, when an electrical fault happens downline of the switch, the switch can prevent a full circuit outage, and sectionalize the outage just to that circuit section. The project will also include some switches which are ready to connect to the Supervisory Control and Data Acquisition Network (SCADA), allowing the utility to remotely operate the switch, reducing the need for as many truck rolls and improving outage response time.

**Estimated Maintenance Costs:**

Ongoing maintenance costs are built into Moreno Valley Utilities rate structure as part of the cost to serve.

Life-to-Date Expenditures Through FY 2023-24 0

PROJECT PHASE	Budget FY 2024/25	FY 25/26 - 26/27 Budget		FY 2027/28	FY 2028/29	FY 2029/30 and Beyond	Total
		New Request FY 2025/26	New Request FY 2026/27				
Prelim. Eng. / Environ.		5,000					5,000
Design		10,000	10,000	10,000	10,000	20,000	60,000
Right of Way							
Construction		500,000	500,000	500,000	500,000	1,000,000	3,000,000
Other							
<b>PROJECT TOTAL</b>	<b>0</b>	<b>515,000</b>	<b>510,000</b>	<b>510,000</b>	<b>510,000</b>	<b>1,020,000</b>	<b>3,065,000</b>

FUNDING SOURCE	Budget FY 2024/25	New Request FY 2025/26	New Request FY 2026/27	FY 2027/28	FY 2028/29	FY 2029/30 and Beyond	Total
<b>REVENUE TOTAL</b>	<b>0</b>	<b>515,000</b>	<b>510,000</b>	<b>510,000</b>	<b>510,000</b>	<b>1,020,000</b>	<b>3,065,000</b>

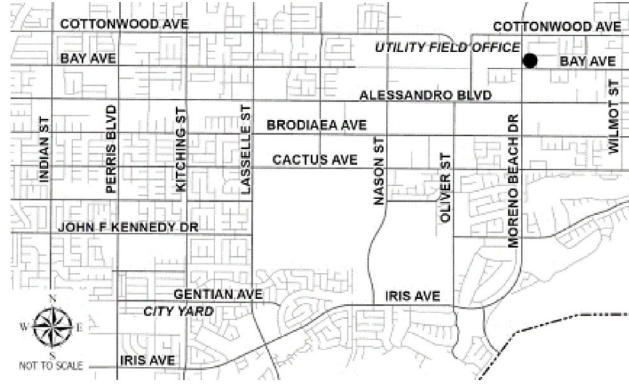
City of Moreno Valley  
 Capital Improvement Plan - Project Details  
 FYs 2025-2030 and Beyond

Utility Field Office

<b>Department / Division:</b> 70 - Public Works / 80 - FMS - Electric	<b>Project Priority:</b> Necessary Start within 1 to 3 yrs	<b>Project Status:</b> New	<b>Council District(s):</b> District 3
--	---	-------------------------------	---

Schedule:

Design	July 2025 to December 2025
Advertise / Award	January 2027 to March 2027
Construction	May 2027 to September 2027



Project Description:

The Utility Field Office is currently too small to fit the future needs of Moreno Valley Utility's field and dispatch personnel. The existing buildings on the site will be demolished and a new Utility Field Office will be built on the parcel, along with appropriate parking, security walls and gates, as well as energy storage to support the grid.

Justification or Significance of Improvement:

The current office building and garage at the Utility Field Office are too small and not properly equipped to serve the field/dispatch needs of Moreno Valley Utility in the near future. The re-building of the Utility Field Office will not only provide space for important personnel space for field staff, but it will also feature energy storage, as well as a feature rich dispatch center to allow for efficient operation of the electric grid, which will help improve safety, response time to outages, and the remote operation of our circuits.

Estimated Maintenance Costs:

Ongoing maintenance costs are built into Moreno Valley Utilities rate structure as part of the cost to serve.

Life-to-Date Expenditures Through FY 2023-24 0

PROJECT PHASE	Budget FY 2024/25	FY 25/26 - 26/27 Budget		FY 2027/28	FY 2028/29	FY 2029/30 and Beyond	Total
		New Request FY 2025/26	New Request FY 2026/27				
Prelim. Eng. / Environ.		15,000					15,000
Design			350,000				350,000
Right of Way							
Construction				9,000,000	4,000,000		13,000,000
Other							
<b>PROJECT TOTAL</b>	<b>0</b>	<b>15,000</b>	<b>350,000</b>	<b>9,000,000</b>	<b>4,000,000</b>	<b>0</b>	<b>13,365,000</b>

FUNDING SOURCE	Budget FY 2024/25	New Request FY 2025/26	New Request FY 2026/27	FY 2027/28	FY 2028/29	FY 2029/30 and Beyond	Total
<b>REVENUE TOTAL</b>	<b>0</b>	<b>15,000</b>	<b>350,000</b>	<b>9,000,000</b>	<b>4,000,000</b>	<b>0</b>	<b>13,365,000</b>

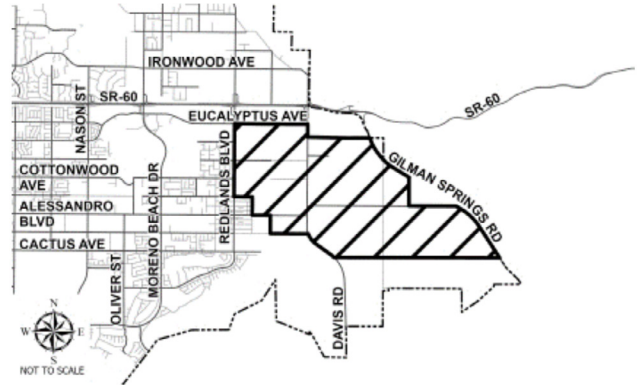
City of Moreno Valley  
 Capital Improvement Plan - Project Details  
 FYs 2025-2030 and Beyond

World Logistics Center Substation

<b>Department / Division:</b> 70 - Public Works / 80 - FMS - Electric	<b>Project Priority:</b> Essential Start within 1 yr	<b>Project Status:</b> In Progress	<b>Council District(s):</b> District 3
--	---	---------------------------------------	---

Schedule:

Design	July 2024 to June 2026
Advertise / Award	July 2026 to September 2026
Construction	October 2026 to June 2028



Project Description:

This project will negotiate a new interconnection agreement with Southern California Edison (SCE) at the World Logistics Center (WLC) substation, design and construct the new 115kV SCE portion of the WLC substation which will include four new 115kV circuit breakers and two 115kV busses, and design and construct the Moreno Valley Utility (MVU) portion of the WLC substation which will include two 115kV busses, eight 115kV breakers, eight 115kV/12kV transformers, four 12kV metal clad switchgears, and the associated switches and cabling to extend up to 40 new circuits out of the WLC Substation.

Justification or Significance of Improvement:

This new substation will provide the increase in capacity and infrastructure that is required to serve the proposed added load of the new World Logistics Center. It will also provide a more reliable primary source for the WLC.

Estimated Maintenance Costs:

Ongoing maintenance costs are built into Moreno Valley Utilities rate structure as part of the cost to serve.

Life-to-Date Expenditures Through FY 2023-24 0

PROJECT PHASE	Budget FY 2024/25	FY 25/26 - 26/27 Budget		FY 2027/28	FY 2028/29	FY 2029/30 and Beyond	Total
		New Request FY 2025/26	New Request FY 2026/27				
Prelim. Eng. / Environ.							
Design		100,000					100,000
Right of Way							
Construction	175,000		500,000	5,000,000	7,000,000	7,000,000	19,500,000
Other			300,000				300,000
<b>PROJECT TOTAL</b>	<b>175,000</b>	<b>100,000</b>	<b>800,000</b>	<b>5,000,000</b>	<b>7,000,000</b>	<b>7,000,000</b>	<b>19,900,000</b>
FUNDING SOURCE	Budget FY 2024/25	New Request FY 2025/26	New Request FY 2026/27	FY 2027/28	FY 2028/29	FY 2029/30 and Beyond	Total
Electric - Restricted Assets (6010) 805 0076 6011	175,000	100,000	800,000	5,000,000	7,000,000	7,000,000	19,900,000
<b>REVENUE TOTAL</b>	<b>175,000</b>	<b>100,000</b>	<b>800,000</b>	<b>5,000,000</b>	<b>7,000,000</b>	<b>7,000,000</b>	<b>19,900,000</b>





# LANDSCAPING

CAPITAL IMPROVEMENT PLAN 2025/26 • 2026/27 / CITY OF MORENO VALLEY






# LANDSCAPING

CAPITAL IMPROVEMENT PLAN FY 2025-2030 AND BEYOND / CITY OF MORENO VALLEY

## Partially Funded Projects

Landscape Maintenance Districts Capital Improvement Renovation

145



THIS PAGE INTENTIONALLY LEFT BLANK

City of Moreno Valley  
Capital Improvement Plan - Project Details  
FYs 2025-2030 and Beyond

Landscape Maintenance Districts Capital Improvement Renovation

Department / Division:	Project Priority:	Project Status:	Council District(s):
30 - Financial & Management Svcs / 79 - PW - Special Districts	Necessary Start within 1 to 3 yrs	In Progress	District 1, District 2, District 3, District 4

Schedule:

Other July 2025 to June 2030

CITYWIDE

Project Description:

The project may include the design, construction, and construction management for the following capital improvements in the landscape maintenance districts.

Justification or Significance of Improvement:

Landscape maintenance districts throughout the City require Capital Improvement Projects to reduce the cost of maintaining aging infrastructure, to improve efficiencies, and to provide the property owners with the services provided for through the use of a special financing district. The maximum amount of any annual installment shall be authorized through the collection of the rate, consistent with the governing documents of each special financing district, without exceeding the maximum rate.

Estimated Maintenance Costs:

Maintenance costs are funded through the charges annually levied on the property tax bills.

City of Moreno Valley  
 Capital Improvement Plan - Project Details  
 FYs 2025-2030 and Beyond

Life-to-Date Expenditures Through FY 2023-24 1,981,748

PROJECT PHASE	Budget FY 2024/25	FY 25/26 - 26/27 Budget		FY 2027/28	FY 2028/29	FY 2029/30 and Beyond	Total
		New Request FY 2025/26	New Request FY 2026/27				
Prelim. Eng. / Environ.							
Design							
Right of Way							
Construction							
Other	1,035,000	1,830,000	1,825,000	1,905,000	1,950,000	2,425,000	9,935,000
<b>PROJECT TOTAL</b>	<b>1,035,000</b>	<b>1,830,000</b>	<b>1,825,000</b>	<b>1,905,000</b>	<b>1,950,000</b>	<b>2,425,000</b>	<b>9,935,000</b>

FUNDING SOURCE	Budget FY 2024/25	New Request FY 2025/26	New Request FY 2026/27	FY 2027/28	FY 2028/29	FY 2029/30 and Beyond	Total
Zone E Extensive Landscape 806 00SD 5013		310,000	250,000	300,000	250,000	350,000	1,460,000
LMD 2014-02 Landscape Maint Dist 806 00SD 5014	425,000	720,000	850,000	800,000	850,000	900,000	4,120,000
Zone D Standard Landscape 806 00SD 5111	500,000	475,000	400,000	450,000	375,000	550,000	2,250,000
Zone M Medians 806 00SD 5112	60,000	150,000	100,000	150,000	150,000	300,000	850,000
Zone S 806 00SD 5114				25,000	25,000	50,000	100,000
<b>REVENUE TOTAL</b>	<b>1,035,000</b>	<b>1,830,000</b>	<b>1,825,000</b>	<b>1,905,000</b>	<b>1,950,000</b>	<b>2,425,000</b>	<b>9,935,000</b>



# PARKS

CAPITAL IMPROVEMENT PLAN 2025/26 • 2026/27 / CITY OF MORENO VALLEY






# PARKS

CAPITAL IMPROVEMENT PLAN FY 2025-2030 AND BEYOND / CITY OF MORENO VALLEY

<b>Funded Projects</b>	
Celebration Splash Pad Water Feature Renovation	151
Disc Golf Course-Hidden Springs Passive Park	152
Equestrian Center Enhancements	153
Fencing Installation-Hidden Springs Park	154
Fitness Court	155
Gateway Park Revitalization Project-Dog Park	156
Half Basketball Court-Patriot Park	157
Lasselle Sports Park Parking Lot Expansion	158
LED Lighting Improvements at Various Parks	159
Parks Rehabilitation and Refurbishment Program	160
Pump Track at Morrison Park	161
Shadow Mountain Park, Phase II	163
Sports Court Resurfacing-Variou Parks	164
Trash Receptacle Replacement-Variou Parks	165
<b>Partially Funded Projects</b>	
Annual ADA Park Improvements	166
Entrance Arbors-Variou Parks	167
Install Security Cameras at Various Parks and Facilities	168
Park Monument Sign Replacement-Variou Parks	169
Parking Lot Resurfacing & Striping -Variou Parks	170
Parks & Trails-General Improvements	171
Picnic Shelter Upgrades	172



THIS PAGE INTENTIONALLY LEFT BLANK

City of Moreno Valley  
 Capital Improvement Plan - Project Details  
 FYs 2025-2030 and Beyond

**Celebration Splash Pad Water Feature Renovation**

<b>Department / Division:</b> 50 - Parks & Community Svcs / 57 - PCS - Parks	<b>Project Priority:</b> Necessary Start within 1 to 3 yrs	<b>Project Status:</b> New	<b>Council District(s):</b> District 4
---	---	-------------------------------	---

Schedule:

Design	July 2026 to March 2027
Construction	April 2027 to June 2028



Project Description:

This project will add another holding tank, replace pump system, and replace play apparatus. This aging system is nearing its life expectancy, and requires replacement. Construction: Subject to availability of funds.

Justification or Significance of Improvement:

Equipment is outdated and repair costs are excessive.

Estimated Maintenance Costs:

Park maintenance costs average approximately \$19,000 per acre per year based on budget information provided by the Parks Maintenance Division. Actual maintenance costs may vary depending on the size and amenities of the site.

Life-to-Date Expenditures Through FY 2023-24 0

PROJECT PHASE	Budget FY 2024/25	FY 25/26 - 26/27 Budget		FY 2027/28	FY 2028/29	FY 2029/30 and Beyond	Total
		New Request FY 2025/26	New Request FY 2026/27				
Prelim. Eng. / Environ.							
Design			200,000				200,000
Right of Way							
Construction			2,800,000				2,800,000
Other							
<b>PROJECT TOTAL</b>	<b>0</b>	<b>0</b>	<b>3,000,000</b>	<b>0</b>	<b>0</b>	<b>0</b>	<b>3,000,000</b>

FUNDING SOURCE	Budget FY 2024/25	New Request FY 2025/26	New Request FY 2026/27	FY 2027/28	FY 2028/29	FY 2029/30 and Beyond	Total
<b>REVENUE TOTAL</b>	<b>0</b>	<b>0</b>	<b>3,000,000</b>	<b>0</b>	<b>0</b>	<b>0</b>	<b>3,000,000</b>

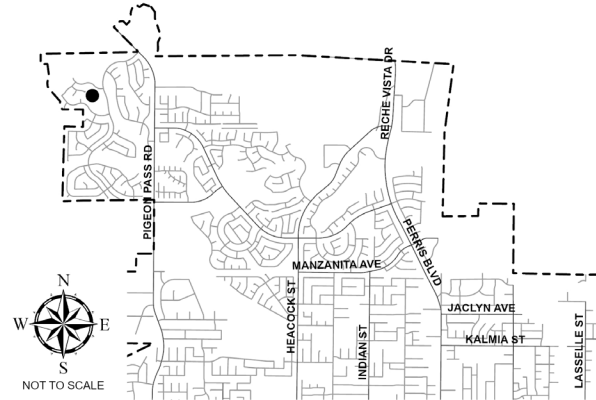
City of Moreno Valley  
 Capital Improvement Plan - Project Details  
 FYs 2025-2030 and Beyond

Disc Golf Course-Hidden Springs Passive Park

<b>Department / Division:</b>	<b>Project Priority:</b>	<b>Project Status:</b>	<b>Council District(s):</b>
50 - Parks & Community Svcs / 57 - PCS - Parks	Essential Start within 1 yr	New	District 2

Schedule:

Construction July 2025 to June 2026



Project Description:

Construct a Disc Golf Course at Hidden Springs Passive Park.

Justification or Significance of Improvement:

Provide a new recreational opportunity for the residents of Moreno Valley.

Estimated Maintenance Costs:

Park maintenance costs average approximately \$19,000 per acre per year based on budget information provided by the Parks Maintenance Division. Actual maintenance costs may vary depending on the size and amenities of the site.

Life-to-Date Expenditures Through FY 2023-24 0

PROJECT PHASE	Budget FY 2024/25	FY 25/26 - 26/27 Budget		FY 2027/28	FY 2028/29	FY 2029/30 and Beyond	Total
		New Request FY 2025/26	New Request FY 2026/27				
Prelim. Eng. / Environ.							
Design							
Right of Way							
Construction		150,000					150,000
Other							
<b>PROJECT TOTAL</b>	<b>0</b>	<b>150,000</b>	<b>0</b>	<b>0</b>	<b>0</b>	<b>0</b>	<b>150,000</b>

FUNDING SOURCE	Budget FY 2024/25	New Request FY 2025/26	New Request FY 2026/27	FY 2027/28	FY 2028/29	FY 2029/30 and Beyond	Total
<b>REVENUE TOTAL</b>	<b>0</b>	<b>150,000</b>	<b>0</b>	<b>0</b>	<b>0</b>	<b>0</b>	<b>150,000</b>

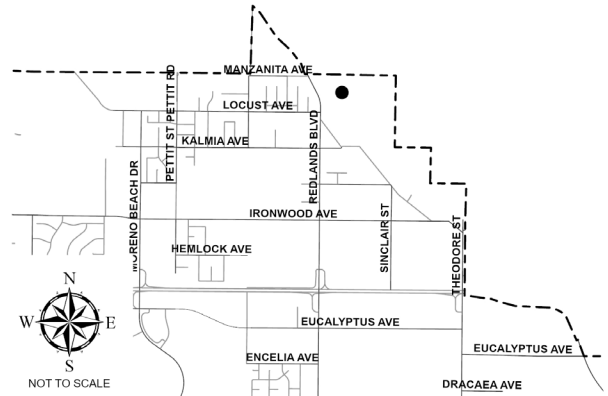
City of Moreno Valley  
 Capital Improvement Plan - Project Details  
 FYs 2025-2030 and Beyond

Equestrian Center Enhancements

<b>Department / Division:</b>	<b>Project Priority:</b>	<b>Project Status:</b>	<b>Council District(s):</b>
50 - Parks & Community Svcs / 57 - PCS - Parks	Essential Start within 1 yr	In Progress	District 2

Schedule:

Design	February 2025 to April 2025
Construction	May 2025 to December 2025



Project Description:

This project will allow for improvements along the Equestrian Park & Nature Center trail that will expand opportunities for a multi-use trail and connect residents to the outdoor setting. The enhancements include trailhead solar safety lighting, water troughs, covered information booths such as maps, precautions, trail map kiosks along the trail letting you know your location, horse trail directional signage, permanent waterless restroom building, benches, and shade structures. This project is partially funded by California State Parks Habitat Conservation Fund Grant Program under the California Wildlife Protection Act of 1990.

Justification or Significance of Improvement:

The improvements will enhance the experience for the visitors and users of the Equestrian Park & Nature Center.

Estimated Maintenance Costs:

Equestrian Center maintenance costs average approximately \$10,000 per acre per year based on budget information provided by the Parks Maintenance Division. Actual maintenance costs may vary depending on the size and amenities of the site. Currently no new funding source has been identified to fund costs associated with future replacements needed due to normal use.

Life-to-Date Expenditures Through FY 2023-24 0

PROJECT PHASE	Budget FY 2024/25	FY 25/26 - 26/27 Budget		FY 2027/28	FY 2028/29	FY 2029/30 and Beyond	Total
		New Request FY 2025/26	New Request FY 2026/27				
Prelim. Eng. / Environ.							
Design	20,000						
Right of Way							
Construction	225,000						
Other							
<b>PROJECT TOTAL</b>	<b>245,000</b>	<b>0</b>	<b>0</b>	<b>0</b>	<b>0</b>	<b>0</b>	<b>0</b>
FUNDING SOURCE	Budget FY 2024/25	New Request FY 2025/26	New Request FY 2026/27	FY 2027/28	FY 2028/29	FY 2029/30 and Beyond	Total
Other Grants 807 0061 2300	122,500						
PCS Cap Proj (2905) 807 0061 3015	122,500						
<b>REVENUE TOTAL</b>	<b>245,000</b>	<b>0</b>	<b>0</b>	<b>0</b>	<b>0</b>	<b>0</b>	<b>0</b>

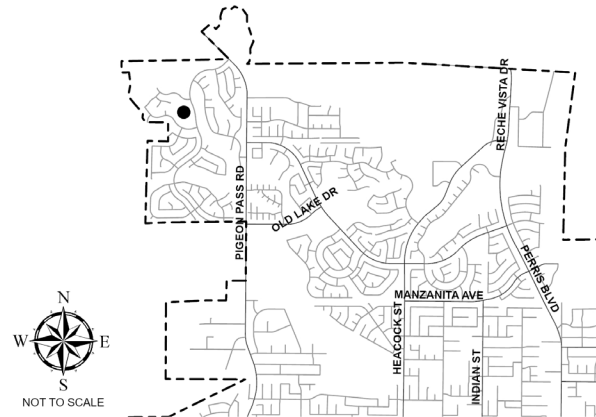
City of Moreno Valley  
 Capital Improvement Plan - Project Details  
 FYs 2025-2030 and Beyond

Fencing Installation-Hidden Springs Park

<b>Department / Division:</b>	<b>Project Priority:</b>	<b>Project Status:</b>	<b>Council District(s):</b>
50 - Parks & Community Svcs / 57 - PCS - Parks	Essential Start within 1 yr	New	District 2

Schedule:

Construction July 2025 to June 2026



Project Description:

Hidden Springs Park Perimeter Fence Installation.

Justification or Significance of Improvement:

Installing a fence around the park will mitigate the issue of wild burros congregating and defecating around playground area making it unusable by park patrons.

Estimated Maintenance Costs:

Park maintenance costs average approximately \$19,000 per acre per year based on budget information provided by the Parks Maintenance Division. Actual maintenance costs may vary depending on the size and amenities of the site.

Life-to-Date Expenditures Through FY 2023-24 0

PROJECT PHASE	Budget FY 2024/25	FY 25/26 - 26/27 Budget		FY 2027/28	FY 2028/29	FY 2029/30 and Beyond	Total
		New Request FY 2025/26	New Request FY 2026/27				
Prelim. Eng. / Environ.							
Design							
Right of Way							
Construction		200,000					200,000
Other							
<b>PROJECT TOTAL</b>	<b>0</b>	<b>200,000</b>	<b>0</b>	<b>0</b>	<b>0</b>	<b>0</b>	<b>200,000</b>

FUNDING SOURCE	Budget FY 2024/25	New Request FY 2025/26	New Request FY 2026/27	FY 2027/28	FY 2028/29	FY 2029/30 and Beyond	Total
<b>REVENUE TOTAL</b>	<b>0</b>	<b>200,000</b>	<b>0</b>	<b>0</b>	<b>0</b>	<b>0</b>	<b>200,000</b>



City of Moreno Valley  
 Capital Improvement Plan - Project Details  
 FYs 2025-2030 and Beyond

**Fitness Court**

<b>Department / Division:</b>	<b>Project Priority:</b>	<b>Project Status:</b>	<b>Council District(s):</b>
50 - Parks & Community Svcs / 57 - PCS - Parks	Necessary Start within 1 to 3 yrs	New	District 4

Schedule:

Design July 2026 to December 2026

Construction January 2027 to June 2027

TBD

Project Description:

Install a Fitness Court at Celebration or Fairway Park.

Justification or Significance of Improvement:

Fitness courts have been widely requested by the community.

Estimated Maintenance Costs:

Park maintenance costs average approximately \$19,000 per acre per year based on budget information provided by the Parks Maintenance Division. Actual maintenance costs may vary depending on the size and amenities of the site.

Life-to-Date Expenditures Through FY 2023-24 0

PROJECT PHASE	Budget FY 2024/25	FY 25/26 - 26/27 Budget		FY 2027/28	FY 2028/29	FY 2029/30 and Beyond	Total
		New Request FY 2025/26	New Request FY 2026/27				
Prelim. Eng. / Environ.							
Design			50,000				50,000
Right of Way							
Construction			200,000				200,000
Other							
<b>PROJECT TOTAL</b>	<b>0</b>	<b>0</b>	<b>250,000</b>	<b>0</b>	<b>0</b>	<b>0</b>	<b>250,000</b>

FUNDING SOURCE	Budget FY 2024/25	New Request FY 2025/26	New Request FY 2026/27	FY 2027/28	FY 2028/29	FY 2029/30 and Beyond	Total
<b>REVENUE TOTAL</b>	<b>0</b>	<b>0</b>	<b>250,000</b>	<b>0</b>	<b>0</b>	<b>0</b>	<b>250,000</b>

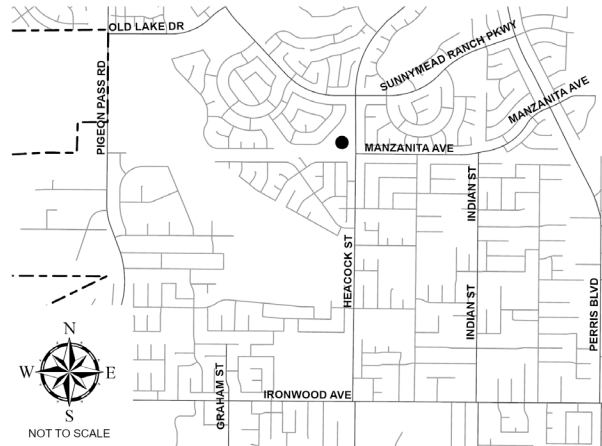
City of Moreno Valley  
 Capital Improvement Plan - Project Details  
 FYs 2025-2030 and Beyond

Gateway Park Revitalization Project-Dog Park

<b>Department / Division:</b>	<b>Project Priority:</b>	<b>Project Status:</b>	<b>Council District(s):</b>
50 - Parks & Community Svcs / 57 - PCS - Parks	Essential Start within 1 yr	In Progress	District 2

Schedule:

Construction	June 2025 to December 2025



Project Description:

The Gateway Park Revitalization Project will utilize existing open green space in Gateway Park to develop and create a dog park for large and small dogs. The dog playground will include a walking path with various surface types, play features, shade and seating. Additionally, this project will include installation of park lights, drinking fountains, a dog washing station area, secure perimeter fencing and mow curb, ADA accessible path of travel, site furnishings, and other amenities. The construction of this project is funded by the County of Riverside American Rescue Plan Act (ARPA) funding allocation provided to the City of Moreno Valley.

Justification or Significance of Improvement:

This Project will enhance Gateway Park with a new Dog Park amenity in the northern portion of the City.

Estimated Maintenance Costs:

The estimated maintenance costs for the addition of the dog park will not be substantial due to this being an existing park open green space area.

Life-to-Date Expenditures Through FY 2023-24 0

PROJECT PHASE	Budget FY 2024/25	FY 25/26 - 26/27 Budget		FY 2027/28	FY 2028/29	FY 2029/30 and Beyond	Total
		New Request FY 2025/26	New Request FY 2026/27				
Prelim. Eng. / Environ.							
Design	150,000						
Right of Way							
Construction	1,686,640						
Other							
<b>PROJECT TOTAL</b>	<b>1,836,640</b>	<b>0</b>	<b>0</b>	<b>0</b>	<b>0</b>	<b>0</b>	<b>0</b>
FUNDING SOURCE	Budget FY 2024/25	New Request FY 2025/26	New Request FY 2026/27	FY 2027/28	FY 2028/29	FY 2029/30 and Beyond	Total
Other Grants	1,000,000						
807 0062 2300							
PCS Cap Proj (2905)	836,640						
807 0062 3015							
<b>REVENUE TOTAL</b>	<b>1,836,640</b>	<b>0</b>	<b>0</b>	<b>0</b>	<b>0</b>	<b>0</b>	<b>0</b>

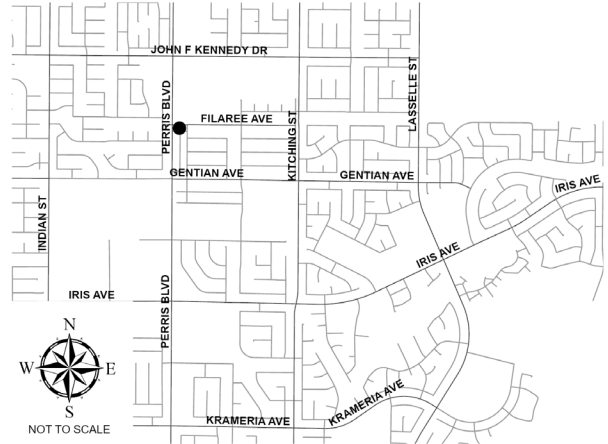
City of Moreno Valley  
 Capital Improvement Plan - Project Details  
 FYs 2025-2030 and Beyond

Half Basketball Court-Patriot Park

<b>Department / Division:</b>	<b>Project Priority:</b>	<b>Project Status:</b>	<b>Council District(s):</b>
50 - Parks & Community Svcs / 57 - PCS - Parks	Essential Start within 1 yr	New	District 4

Schedule:

Construction	July 2025 to June 2026



Project Description:

Installation of a half basketball court at Patriot Park.

Justification or Significance of Improvement:

A half basketball court will provide a new recreational opportunity for the residents of this neighborhood. The closest park with a basketball court is about 2 miles away.

Estimated Maintenance Costs:

Park maintenance costs average approximately \$19,000 per acre per year based on budget information provided by the Parks Maintenance Division. Actual maintenance costs may vary depending on the size and amenities of the site.

Life-to-Date Expenditures Through FY 2023-24 0

PROJECT PHASE	Budget FY 2024/25	FY 25/26 - 26/27 Budget		FY 2027/28	FY 2028/29	FY 2029/30 and Beyond	Total
		New Request FY 2025/26	New Request FY 2026/27				
Prelim. Eng. / Environ.							
Design							
Right of Way							
Construction		150,000					150,000
Other							
<b>PROJECT TOTAL</b>	<b>0</b>	<b>150,000</b>	<b>0</b>	<b>0</b>	<b>0</b>	<b>0</b>	<b>150,000</b>

FUNDING SOURCE	Budget FY 2024/25	New Request FY 2025/26	New Request FY 2026/27	FY 2027/28	FY 2028/29	FY 2029/30 and Beyond	Total
<b>REVENUE TOTAL</b>	<b>0</b>	<b>150,000</b>	<b>0</b>	<b>0</b>	<b>0</b>	<b>0</b>	<b>150,000</b>

City of Moreno Valley  
 Capital Improvement Plan - Project Details  
 FYs 2025-2030 and Beyond

Lasselle Sports Park Parking Lot Expansion

<b>Department / Division:</b>	<b>Project Priority:</b>	<b>Project Status:</b>	<b>Council District(s):</b>
50 - Parks & Community Svcs / 57 - PCS - Parks	Essential Start within 1 yr	In Progress	District 4

Schedule:

Other	August 2024 to December 2025



**Project Description:**  
 Acquisition of tax-defaulted parcel (APN 312-260-017) south of Lasselle Sports Park for future parking lot expansion to help elevate additional parking needs at Lasselle Sports Park.

**Justification or Significance of Improvement:**  
 A new additional parking lot will help elevate the additional parking needs at Lasselle Sports Park.

**Estimated Maintenance Costs:**  
 Estimated maintenance costs will be minimal.

Life-to-Date Expenditures Through FY 2023-24 0

PROJECT PHASE	Budget FY 2024/25	FY 25/26 - 26/27 Budget		FY 2027/28	FY 2028/29	FY 2029/30 and Beyond	Total
		New Request FY 2025/26	New Request FY 2026/27				
Prelim. Eng. / Environ.							
Design							
Right of Way							
Construction							
Other	62,775						
<b>PROJECT TOTAL</b>	<b>62,775</b>	<b>0</b>	<b>0</b>	<b>0</b>	<b>0</b>	<b>0</b>	<b>0</b>

FUNDING SOURCE	Budget FY 2024/25	New Request FY 2025/26	New Request FY 2026/27	FY 2027/28	FY 2028/29	FY 2029/30 and Beyond	Total
<b>REVENUE TOTAL</b>	<b>62,775</b>	<b>0</b>	<b>0</b>	<b>0</b>	<b>0</b>	<b>0</b>	<b>0</b>

City of Moreno Valley  
 Capital Improvement Plan - Project Details  
 FYs 2025-2030 and Beyond

LED Lighting Improvements at Various Parks

<b>Department / Division:</b>	<b>Project Priority:</b>	<b>Project Status:</b>	<b>Council District(s):</b>
50 - Parks & Community Svcs / 57 - PCS - Parks	Essential Start within 1 yr	In Progress	District 1, District 2, District 3, District 4

Schedule:

Construction July 2021 to June 2027

CITYWIDE

Project Description:

This project will upgrade current light fixtures at various parks citywide including Bethune, JFK, Parque Amistad, Bayside, Ridge Crest, El Potrero East, Pedronena, March Field and Shadow Mountain Park.

Justification or Significance of Improvement:

Existing light fixtures are inefficient and require costly repairs. New fixtures are more efficient and have a longer lifespan. Adding lighting to the parks would allow expanded hours of operation, beyond dusk.

Estimated Maintenance Costs:

Annual park maintenance costs average approximately \$19,000 / acre based on budget information provided by the Parks Maintenance Division. Actual maintenance costs may vary depending on the size and amenities of the site. Parks maintenance is typically funded by Zone A (CDF No. 1 for newer parks).

Life-to-Date Expenditures Through FY 2023-24 538,762

PROJECT PHASE	Budget FY 2024/25	FY 25/26 - 26/27 Budget		FY 2027/28	FY 2028/29	FY 2029/30 and Beyond	Total
		New Request FY 2025/26	New Request FY 2026/27				
Prelim. Eng. / Environ.							
Design							
Right of Way							
Construction	341,561						
Other							
<b>PROJECT TOTAL</b>	<b>341,561</b>	<b>0</b>	<b>0</b>	<b>0</b>	<b>0</b>	<b>0</b>	<b>0</b>

FUNDING SOURCE	Budget FY 2024/25	New Request FY 2025/26	New Request FY 2026/27	FY 2027/28	FY 2028/29	FY 2029/30 and Beyond	Total
807 0053 5113							
PCS Cap Proj (2905)	70,000						
807 0053 3015							
<b>REVENUE TOTAL</b>	<b>341,561</b>	<b>0</b>	<b>0</b>	<b>0</b>	<b>0</b>	<b>0</b>	<b>0</b>

City of Moreno Valley  
 Capital Improvement Plan - Project Details  
 FYs 2025-2030 and Beyond

**Parks Rehabilitation and Refurbishment Program**

<b>Department / Division:</b>	<b>Project Priority:</b>	<b>Project Status:</b>	<b>Council District(s):</b>
50 - Parks & Community Svcs / 57 - PCS - Parks	Essential Start within 1 yr	In Progress	District 1, District 2, District 3, District 4

**Schedule:**

Construction      October 2022 to June 2026

CITYWIDE

**Project Description:**

The purpose of this project is to replace, refurbish, and rehab aging park infrastructure through out the entire park system. This program will encompass all four council districts. Improvements include basketball and sport court resurfacing, ball field fence replacement and surface rehabilitation, playground replacement, drinking fountain and BBQ replacement, concrete repairs & replacement, parking lot resurfacing, picnic shelter replacements, restroom renovations and additions (Adrienne Mitchell & Amphitheater), splash pad resurfacing and renovation, LED lighting conversion and repairs, general fencing repairs (split rail to vinyl), replace synthetic turf at March Field Park Arena, replace shade covers and windscreens, replace arbors and pergolas, replace bare turf, improve drainage and install fencing at Equestrian Center, and other repairs.

**Justification or Significance of Improvement:**

Many of the City's parks are in need of rehabilitation and refurbishment due to aging infrastructure.

**Estimated Maintenance Costs:**

Annual park maintenance costs average approximately \$19,000/acre based on budget information provided by the Parks Maintenance Division. Actual maintenance costs may vary depending on the size and amenities of the site. Parks maintenance is typically funded by Zone A, CFD No. 1 or CFD No. 2021-01 for newer parks.

Life-to-Date Expenditures Through FY 2023-24 2,017,102

PROJECT PHASE	Budget FY 2024/25	FY 25/26 - 26/27 Budget		FY 2027/28	FY 2028/29	FY 2029/30 and Beyond	Total
		New Request FY 2025/26	New Request FY 2026/27				
Prelim. Eng. / Environ.							
Design							
Right of Way							
Construction	9,050,396						
Other							
<b>PROJECT TOTAL</b>	<b>9,050,396</b>	<b>0</b>	<b>0</b>	<b>0</b>	<b>0</b>	<b>0</b>	<b>0</b>

FUNDING SOURCE	Budget FY 2024/25	New Request FY 2025/26	New Request FY 2026/27	FY 2027/28	FY 2028/29	FY 2029/30 and Beyond	Total
PCS Cap Proj (2905) 807 0060 3015	2,131,831						
CFD No. 1 807 0060 5113	1,020,397						
<b>REVENUE TOTAL</b>	<b>9,050,396</b>	<b>0</b>	<b>0</b>	<b>0</b>	<b>0</b>	<b>0</b>	<b>0</b>



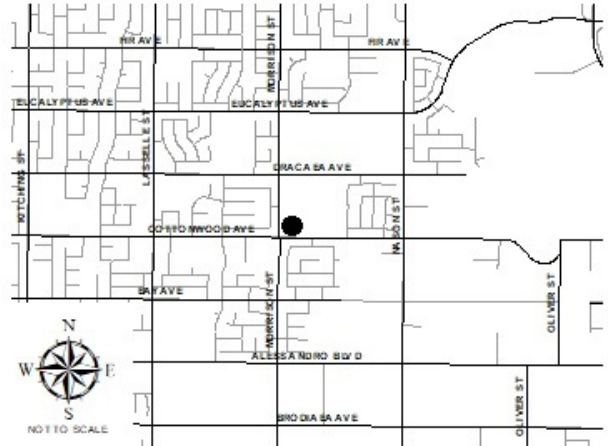
City of Moreno Valley  
 Capital Improvement Plan - Project Details  
 FYs 2025-2030 and Beyond

Pump Track at Morrison Park

<b>Department / Division:</b>	<b>Project Priority:</b>	<b>Project Status:</b>	<b>Council District(s):</b>
50 - Parks & Community Svcs / 57 - PCS - Parks	Essential Start within 1 yr	In Progress	District 3

Schedule:

Construction	February 2025 to December 2025



Project Description:

City Staff identified a vacant City lot on the northeast corner of Morrison Street and Cottonwood Avenue as the most suitable location as it is centrally located and previously identified for future expansion of Morrison Park. The overall park project combines the construction of a Pump Track and along with the construction of associated park site improvements including grading for a new parking lot and re-using the dirt for the pump track, a new lighted parking lot with 50 stalls with 3 EV Level 2 Chargers, walkway lights, pump track lights, large picnic shelter, 4 stall pre-fabricated restroom with drinking fountain station, water quality retention basin, landscaping, and an asphalt trail connecting the new parking lot to the existing parking at Morrison Park. This new Pump Track and biking amenities and site improvements will mark several significant milestones: -Largest Asphalt Pump Track (Velosolutions branded) in Southern California-1st Adaptive Pump Track in California-1st Asphalt Jump Line with manufactured features in California and-1st Asphalt Bicycle Playground in California

Justification or Significance of Improvement:

A pump track at Morrison Park will bring a new and unique recreation experience to Moreno Valley and will be a destination recreational feature for the City.

Estimated Maintenance Costs:

Annual park maintenance costs average \$19,000 / acre based on budget information provided by the Parks Maintenance Division. Actual maintenance costs may vary depending on the size and amenities of the site. Parks maintenance is typically funded by Zone A (CDF No. 1 for newer parks).

City of Moreno Valley  
 Capital Improvement Plan - Project Details  
 FYs 2025-2030 and Beyond

Life-to-Date Expenditures Through FY 2023-24 447,235

		FY 25/26 - 26/27 Budget					
PROJECT PHASE	Budget FY 2024/25	New Request FY 2025/26	New Request FY 2026/27	FY 2027/28	FY 2028/29	FY 2029/30 and Beyond	Total
Prelim. Eng. / Environ.							
Design							
Right of Way							
Construction	8,244,916						
Other							
<b>PROJECT TOTAL</b>	<b>8,244,916</b>	<b>0</b>	<b>0</b>	<b>0</b>	<b>0</b>	<b>0</b>	<b>0</b>

		FY 25/26 - 26/27 Budget					
FUNDING SOURCE	Budget FY 2024/25	New Request FY 2025/26	New Request FY 2026/27	FY 2027/28	FY 2028/29	FY 2029/30 and Beyond	Total
PCS Cap Proj (2905) 807 0058 3015	8,244,916						
<b>REVENUE TOTAL</b>	<b>8,244,916</b>	<b>0</b>	<b>0</b>	<b>0</b>	<b>0</b>	<b>0</b>	<b>0</b>

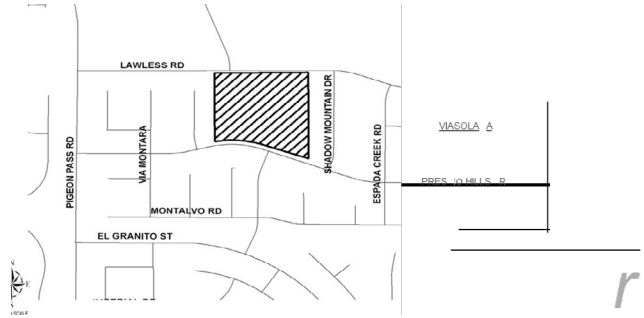
City of Moreno Valley  
 Capital Improvement Plan - Project Details  
 FYs 2025-2030 and Beyond

Shadow Mountain Park, Phase II

<b>Department / Division:</b>	<b>Project Priority:</b>	<b>Project Status:</b>	<b>Council District(s):</b>
50 - Parks & Community Svcs / 57 - PCS - Parks	Essential Start within 1 yr	New	District 2

Schedule:

Design	July 2025 to December 2025
Construction	January 2025 to December 2025



Project Description:

This second phase of the park will include a picnic structure.

Justification or Significance of Improvement:

Will provide a picnic facility adjacent to the playground.

Estimated Maintenance Costs:

Park maintenance costs average approximately \$19,000 per acre per year based on budget information provided by the Parks Maintenance Division. Actual maintenance costs may vary depending on the size and amenities of the site.

Life-to-Date Expenditures Through FY 2023-24 0

PROJECT PHASE	Budget FY 2024/25	FY 25/26 - 26/27 Budget		FY 2027/28	FY 2028/29	FY 2029/30 and Beyond	Total
		New Request FY 2025/26	New Request FY 2026/27				
Prelim. Eng. / Environ.							
Design		36,000					36,000
Right of Way							
Construction		288,000					288,000
Other							
<b>PROJECT TOTAL</b>	<b>0</b>	<b>324,000</b>	<b>0</b>	<b>0</b>	<b>0</b>	<b>0</b>	<b>324,000</b>

FUNDING SOURCE	Budget FY 2024/25	New Request FY 2025/26	New Request FY 2026/27	FY 2027/28	FY 2028/29	FY 2029/30 and Beyond	Total
<b>REVENUE TOTAL</b>	<b>0</b>	<b>324,000</b>	<b>0</b>	<b>0</b>	<b>0</b>	<b>0</b>	<b>324,000</b>

City of Moreno Valley  
 Capital Improvement Plan - Project Details  
 FYs 2025-2030 and Beyond

**Sports Court Resurfacing-Variou Parks**

<b>Department / Division:</b>	<b>Project Priority:</b>	<b>Project Status:</b>	<b>Council District(s):</b>
50 - Parks & Community Svcs / 57 - PCS - Parks	Essential Start within 1 yr	New	District 1, District 2, District 3, District 4

Schedule:

Design July 2025 to December 2025

Construction January 2026 to June 2027

CITYWIDE

Project Description:

Project will include the resurfacing of sports courts at various park sites.

Justification or Significance of Improvement:

Sports Courts are in need of resurfacing and the typical standard cycle is between 5 to 8 years. The concrete base of the playing surface can exhibit cracking and low spots that require repairs.

Estimated Maintenance Costs:

Park maintenance costs average approximately \$19,000 per acre per year based on budget information provided by the Parks Maintenance Division. Actual maintenance costs may vary depending on the size and amenities of the site.

Life-to-Date Expenditures Through FY 2023-24 0

PROJECT PHASE	Budget FY 2024/25	FY 25/26 - 26/27 Budget		FY 2027/28	FY 2028/29	FY 2029/30 and Beyond	Total
		New Request FY 2025/26	New Request FY 2026/27				
Prelim. Eng. / Environ.							
Design		20,000					20,000
Right of Way							
Construction		80,000	100,000				180,000
Other							
<b>PROJECT TOTAL</b>	<b>0</b>	<b>100,000</b>	<b>100,000</b>	<b>0</b>	<b>0</b>	<b>0</b>	<b>200,000</b>

FUNDING SOURCE	Budget FY 2024/25	New Request FY 2025/26	New Request FY 2026/27	FY 2027/28	FY 2028/29	FY 2029/30 and Beyond	Total
<b>REVENUE TOTAL</b>	<b>0</b>	<b>100,000</b>	<b>100,000</b>	<b>0</b>	<b>0</b>	<b>0</b>	<b>200,000</b>

City of Moreno Valley  
 Capital Improvement Plan - Project Details  
 FYs 2025-2030 and Beyond

Trash Receptacle Replacement-Various Parks

<b>Department / Division:</b>	<b>Project Priority:</b>	<b>Project Status:</b>	<b>Council District(s):</b>
50 - Parks & Community Svcs / 57 - PCS - Parks	Essential Start within 1 yr	New	District 1, District 2, District 3, District 4

Schedule:

Construction July 2025 to June 2026

CITYWIDE

Project Description:

Replacement of trash receptacles at various parks.

Justification or Significance of Improvement:

New trash and recycle receptacles will ensure compliance with AB 341 which requires one recycle receptacle for each trash receptacle. It will also standardize the receptacles used at all park sites.

Estimated Maintenance Costs:

Park maintenance costs average approximately \$19,000 per acre per year based on budget information provided by the Parks Maintenance Division. Actual maintenance costs may vary depending on the size and amenities of the site.

Life-to-Date Expenditures Through FY 2023-24 0

PROJECT PHASE	Budget FY 2024/25	FY 25/26 - 26/27 Budget		FY 2027/28	FY 2028/29	FY 2029/30 and Beyond	Total
		New Request FY 2025/26	New Request FY 2026/27				
Prelim. Eng. / Environ.							
Design							
Right of Way							
Construction		350,000					350,000
Other							
<b>PROJECT TOTAL</b>	<b>0</b>	<b>350,000</b>	<b>0</b>	<b>0</b>	<b>0</b>	<b>0</b>	<b>350,000</b>

FUNDING SOURCE	Budget FY 2024/25	New Request FY 2025/26	New Request FY 2026/27	FY 2027/28	FY 2028/29	FY 2029/30 and Beyond	Total
<b>REVENUE TOTAL</b>	<b>0</b>	<b>350,000</b>	<b>0</b>	<b>0</b>	<b>0</b>	<b>0</b>	<b>350,000</b>

City of Moreno Valley  
 Capital Improvement Plan - Project Details  
 FYs 2025-2030 and Beyond

**Annual ADA Park Improvements**

<b>Department / Division:</b>	<b>Project Priority:</b>	<b>Project Status:</b>	<b>Council District(s):</b>
50 - Parks & Community Svcs / 57 - PCS - Parks	Essential Start within 1 yr	In Progress	District 1, District 2, District 3, District 4

**Schedule:**

Construction July 2025 to June 2027

CITYWIDE

**Project Description:**

This project upgrades existing facilities (restrooms), park and parking lot ramps, and sidewalks throughout City parks to meet current ADA standards. The work will be consistent with the City's ADA Transition Plan. PCS led/managed project. Project Schedule: Ongoing

**Justification or Significance of Improvement:**

Cities are required by Federal and State Law to have an ADA Transition Plan, consisting of plans and schedules to upgrade facilities (restrooms), park/parking lot ramps, and sidewalks to ADA specifications. Upgrading these items will enhance usage for people with physical disabilities and other pedestrians.

**Estimated Maintenance Costs:**

Annual park maintenance costs average approximately \$19,000 / acre based on budget information provided by the Parks Maintenance Division. Actual maintenance costs may vary depending on the size and amenities of the site. Parks maintenance is typically funded by Zone A (CDF No. 1 for newer parks).

Life-to-Date Expenditures Through FY 2023-24 969,528

PROJECT PHASE	Budget FY 2024/25	FY 25/26 - 26/27 Budget		FY 2027/28	FY 2028/29	FY 2029/30 and Beyond	Total
		New Request FY 2025/26	New Request FY 2026/27				
Prelim. Eng. / Environ.							
Design							
Right of Way							
Construction	551,932	50,000	50,000	50,000	50,000	50,000	250,000
Other							
<b>PROJECT TOTAL</b>	<b>551,932</b>	<b>50,000</b>	<b>50,000</b>	<b>50,000</b>	<b>50,000</b>	<b>50,000</b>	<b>250,000</b>
FUNDING SOURCE	Budget FY 2024/25	New Request FY 2025/26	New Request FY 2026/27	FY 2027/28	FY 2028/29	FY 2029/30 and Beyond	Total
PCS Cap Proj (Quimby) (2019) 807 0005 50 57 3016	551,932	50,000	50,000	50,000	50,000	50,000	250,000
<b>REVENUE TOTAL</b>	<b>551,932</b>	<b>50,000</b>	<b>50,000</b>	<b>50,000</b>	<b>50,000</b>	<b>50,000</b>	<b>250,000</b>



City of Moreno Valley  
 Capital Improvement Plan - Project Details  
 FYs 2025-2030 and Beyond

Entrance Arbors-Variou Parks

<b>Department / Division:</b>	<b>Project Priority:</b>	<b>Project Status:</b>	<b>Council District(s):</b>
50 - Parks & Community Svcs / 57 - PCS - Parks	Necessary Start within 1 to 3 yrs	New	District 2, District 3

Schedule:

Construction July 2025 to June 2030

CITYWIDE

Project Description:

Entrance Arbor Refurbishment at various parks including: Pedoren Park, Fairway Park, Parque Amistad (2), Weston Park, Vista Lomas Park (2) and Rockridge Park.

Justification or Significance of Improvement:

Entrance arbors at each park site are in need of painting along with stucco and wood repair.

Estimated Maintenance Costs:

Park maintenance costs average approximately \$19,000 per acre per year based on budget information provided by the Parks Maintenance Division. Actual maintenance costs may vary depending on the size and amenities of the site.

Life-to-Date Expenditures Through FY 2023-24 0

PROJECT PHASE	Budget FY 2024/25	FY 25/26 - 26/27 Budget		FY 2027/28	FY 2028/29	FY 2029/30 and Beyond	Total
		New Request FY 2025/26	New Request FY 2026/27				
Prelim. Eng. / Environ.							
Design							
Right of Way							
Construction		50,000	50,000	50,000	50,000	50,000	250,000
Other							
<b>PROJECT TOTAL</b>	<b>0</b>	<b>50,000</b>	<b>50,000</b>	<b>50,000</b>	<b>50,000</b>	<b>50,000</b>	<b>250,000</b>

FUNDING SOURCE	Budget FY 2024/25	New Request FY 2025/26	New Request FY 2026/27	FY 2027/28	FY 2028/29	FY 2029/30 and Beyond	Total
<b>REVENUE TOTAL</b>	<b>0</b>	<b>50,000</b>	<b>50,000</b>	<b>50,000</b>	<b>50,000</b>	<b>50,000</b>	<b>250,000</b>

City of Moreno Valley  
 Capital Improvement Plan - Project Details  
 FYs 2025-2030 and Beyond

Install Security Cameras at Various Parks and Facilities

<b>Department / Division:</b>	<b>Project Priority:</b>	<b>Project Status:</b>	<b>Council District(s):</b>
50 - Parks & Community Svcs / 57 - PCS - Parks	Essential Start within 1 yr	New	District 1, District 2, District 3, District 4

Schedule:

Construction July 2025 to June 2030



Project Description:

This project will install or upgrade security cameras at various parks and facilities. They will be linked into the Citywide camera system.

Justification or Significance of Improvement:

Security cameras will monitor and document vandalism and illegal activity at various parks and facilities. The camera system will assist the Park Rangers in recording activities at these parks.

Estimated Maintenance Costs:

Park maintenance costs average approximately \$19,000 per acre per year based on budget information provided by the Parks Maintenance Division. Actual maintenance costs may vary depending on the size and amenities of the site. Annual average building maintenance costs are estimated at approximately \$10/SF. Although actual maintenance costs may vary, this estimated cost is based on an industry accepted standard maintenance cost.

Life-to-Date Expenditures Through FY 2023-24 0

PROJECT PHASE	Budget FY 2024/25	FY 25/26 - 26/27 Budget		FY 2027/28	FY 2028/29	FY 2029/30 and Beyond	Total
		New Request FY 2025/26	New Request FY 2026/27				
Prelim. Eng. / Environ.							
Design							
Right of Way							
Construction		50,000	50,000	50,000	50,000	50,000	250,000
Other							
<b>PROJECT TOTAL</b>	<b>0</b>	<b>50,000</b>	<b>50,000</b>	<b>50,000</b>	<b>50,000</b>	<b>50,000</b>	<b>250,000</b>

FUNDING SOURCE	Budget FY 2024/25	New Request FY 2025/26	New Request FY 2026/27	FY 2027/28	FY 2028/29	FY 2029/30 and Beyond	Total
<b>REVENUE TOTAL</b>	<b>0</b>	<b>50,000</b>	<b>50,000</b>	<b>50,000</b>	<b>50,000</b>	<b>50,000</b>	<b>250,000</b>

City of Moreno Valley  
 Capital Improvement Plan - Project Details  
 FYs 2025-2030 and Beyond

Park Monument Sign Replacement-Various Parks

<b>Department / Division:</b>	<b>Project Priority:</b>	<b>Project Status:</b>	<b>Council District(s):</b>
50 - Parks & Community Svcs / 57 - PCS - Parks	Necessary Start within 1 to 3 yrs	New	District 2, District 3, District 4

Schedule:

Construction July 2025 to June 2030

CITYWIDE

Project Description:

Replace park monument signs at El Potrero Park (2), Pedrorena Park, Fairway Park, Ridgecrest Park, Parque Amistad, Weston Park and Westbluff Park.

Justification or Significance of Improvement:

Park monuments signs will be replaced to meet City Standard MVGF-620A-0. Replacing monument signs would beautify and provide a larger monument sign that would make each park easier to identify.

Estimated Maintenance Costs:

Park maintenance costs average approximately \$19,000 per acre per year based on budget information provided by the Parks Maintenance Division. Actual maintenance costs may vary depending on the size and amenities of the site.

Life-to-Date Expenditures Through FY 2023-24 0

PROJECT PHASE	Budget FY 2024/25	FY 25/26 - 26/27 Budget		FY 2027/28	FY 2028/29	FY 2029/30 and Beyond	Total
		New Request FY 2025/26	New Request FY 2026/27				
Prelim. Eng. / Environ.							
Design							
Right of Way							
Construction		100,000	100,000	100,000	100,000	100,000	500,000
Other							
<b>PROJECT TOTAL</b>	<b>0</b>	<b>100,000</b>	<b>100,000</b>	<b>100,000</b>	<b>100,000</b>	<b>100,000</b>	<b>500,000</b>

FUNDING SOURCE	Budget FY 2024/25	New Request FY 2025/26	New Request FY 2026/27	FY 2027/28	FY 2028/29	FY 2029/30 and Beyond	Total
<b>REVENUE TOTAL</b>	<b>0</b>	<b>100,000</b>	<b>100,000</b>	<b>100,000</b>	<b>100,000</b>	<b>100,000</b>	<b>500,000</b>

City of Moreno Valley  
 Capital Improvement Plan - Project Details  
 FYs 2025-2030 and Beyond

**Parking Lot Resurfacing & Striping -Various Parks**

<b>Department / Division:</b>	<b>Project Priority:</b>	<b>Project Status:</b>	<b>Council District(s):</b>
50 - Parks & Community Svcs / 57 - PCS - Parks	Necessary Start within 1 to 3 yrs	New	District 1, District 2, District 3, District 4

**Schedule:**

Construction July 2025 to June 2030

CITYWIDE

**Project Description:**

Park parking lot resurfacing and striping will be conducted at various park sites.

**Justification or Significance of Improvement:**

Parking lots need to be resurfaced and striped every few years due to wear and tear from vehicles.

**Estimated Maintenance Costs:**

Park maintenance costs average approximately \$19,000 per acre per year based on budget information provided by the Parks Maintenance Division. Actual maintenance costs may vary depending on the size and amenities of the site.

Life-to-Date Expenditures Through FY 2023-24 0

PROJECT PHASE	Budget FY 2024/25	FY 25/26 - 26/27 Budget		FY 2027/28	FY 2028/29	FY 2029/30 and Beyond	Total
		New Request FY 2025/26	New Request FY 2026/27				
Prelim. Eng. / Environ.							
Design							
Right of Way							
Construction		100,000	100,000	100,000	100,000	100,000	500,000
Other							
<b>PROJECT TOTAL</b>	<b>0</b>	<b>100,000</b>	<b>100,000</b>	<b>100,000</b>	<b>100,000</b>	<b>100,000</b>	<b>500,000</b>

FUNDING SOURCE	Budget FY 2024/25	New Request FY 2025/26	New Request FY 2026/27	FY 2027/28	FY 2028/29	FY 2029/30 and Beyond	Total
CFD No. 1 807 0076 5113		30,000	30,000	30,000	30,000	30,000	150,000
<b>REVENUE TOTAL</b>	<b>0</b>	<b>100,000</b>	<b>100,000</b>	<b>100,000</b>	<b>100,000</b>	<b>100,000</b>	<b>500,000</b>

City of Moreno Valley  
 Capital Improvement Plan - Project Details  
 FYs 2025-2030 and Beyond

Parks & Trails-General Improvements

<b>Department / Division:</b>	<b>Project Priority:</b>	<b>Project Status:</b>	<b>Council District(s):</b>
50 - Parks & Community Svcs / 57 - PCS - Parks	Essential Start within 1 yr	New	District 1, District 2, District 3, District 4

Schedule:

Construction July 2025 to June 2030

CITYWIDE

Project Description:

Parks and Trails General Improvements will include landscape renovations, irrigation improvements, restroom improvements, playground improvements, sports court improvements, and other necessary parks and trails improvements at various locations citywide.

Justification or Significance of Improvement:

To beautify, repair, improve and enhance parks and trails on a regular basis.

Estimated Maintenance Costs:

Park maintenance costs average approximately \$19,000 per acre per year based on budget information provided by the Parks Maintenance Division. Actual maintenance costs may vary depending on the size and amenities of the site.

Life-to-Date Expenditures Through FY 2023-24 0

PROJECT PHASE	Budget FY 2024/25	FY 25/26 - 26/27 Budget		FY 2027/28	FY 2028/29	FY 2029/30 and Beyond	Total
		New Request FY 2025/26	New Request FY 2026/27				
Prelim. Eng. / Environ.							
Design							
Right of Way							
Construction		170,000	170,000	170,000	170,000	170,000	850,000
Other							
<b>PROJECT TOTAL</b>	<b>0</b>	<b>170,000</b>	<b>170,000</b>	<b>170,000</b>	<b>170,000</b>	<b>170,000</b>	<b>850,000</b>

FUNDING SOURCE	Budget FY 2024/25	New Request FY 2025/26	New Request FY 2026/27	FY 2027/28	FY 2028/29	FY 2029/30 and Beyond	Total
CFD No. 1 807 0077 5113		50,000	50,000	50,000	50,000	50,000	250,000
CFD 2021-01 Parks Fac Maint 807 0077 5016		20,000	20,000	20,000	20,000	20,000	100,000
<b>REVENUE TOTAL</b>	<b>0</b>	<b>170,000</b>	<b>170,000</b>	<b>170,000</b>	<b>170,000</b>	<b>170,000</b>	<b>850,000</b>

City of Moreno Valley  
 Capital Improvement Plan - Project Details  
 FYs 2025-2030 and Beyond

Picnic Shelter Upgrades

<b>Department / Division:</b>	<b>Project Priority:</b>	<b>Project Status:</b>	<b>Council District(s):</b>
50 - Parks & Community Svcs / 57 - PCS - Parks	Necessary Start within 1 to 3 yrs	New	District 1, District 2, District 3, District 4

Schedule:

Construction July 2025 to June 2030

CITYWIDE

Project Description:

Replace or refurbish aging picnic shelters in Parks citywide.

Justification or Significance of Improvement:

Many picnic shelters in parks are from pre-incorporation of the City. Others are stick built by staff nearly twenty years ago. These structures are in need of refurbishment and/or replacement. The project would be scheduled over several years.

Estimated Maintenance Costs:

Park maintenance costs average approximately \$19,000 per acre per year based on budget information provided by the Parks Maintenance Division. Actual maintenance costs may vary depending on the size and amenities of the site.

Life-to-Date Expenditures Through FY 2023-24 0

PROJECT PHASE	Budget FY 2024/25	FY 25/26 - 26/27 Budget		FY 2027/28	FY 2028/29	FY 2029/30 and Beyond	Total
		New Request FY 2025/26	New Request FY 2026/27				
Prelim. Eng. / Environ.							
Design							
Right of Way							
Construction		100,000	100,000	100,000	100,000	100,000	500,000
Other							
<b>PROJECT TOTAL</b>	<b>0</b>	<b>100,000</b>	<b>100,000</b>	<b>100,000</b>	<b>100,000</b>	<b>100,000</b>	<b>500,000</b>

FUNDING SOURCE	Budget FY 2024/25	New Request FY 2025/26	New Request FY 2026/27	FY 2027/28	FY 2028/29	FY 2029/30 and Beyond	Total
<b>REVENUE TOTAL</b>	<b>0</b>	<b>100,000</b>	<b>100,000</b>	<b>100,000</b>	<b>100,000</b>	<b>100,000</b>	<b>500,000</b>





# TRAFFIC SIGNALS

CAPITAL IMPROVEMENT PLAN 2025/26 • 2026/27 / CITY OF MORENO VALLEY





# TRAFFIC SIGNALS


CAPITAL IMPROVEMENT PLAN FY 2025-2030 AND BEYOND / CITY OF MORENO VALLEY

## Funded Projects

Cactus Avenue Traffic Signal Improvements / I-215 to Perris Boulevard	177
Elsworth Street / Dracaea Avenue Modern Roundabout	178
Iris Avenue Corridor Safety Improvements / Heacock Street to Nason Street	179
ITS Master Plan Update	180
Moreno Valley Citywide Traffic Signal Safety Improvement Plan	181
Overnight Intersection Visibility Systemic Safety Improvements	182
Perris Boulevard Signalized Intersection Safety Improvements	183
Redlands Boulevard / Locust Avenue Traffic Signal	184
Traffic Signal Upgrades	185

## Partially Funded Projects

Citywide Sign Post Reflective Sleeves	186
Citywide Traffic Sign Retroreflectivity Inventory	187
New Traffic Signal Installations	188
Traffic Signal Coordination Program	189
Traffic Signal Equipment Upgrades	190



THIS PAGE INTENTIONALLY LEFT BLANK

City of Moreno Valley  
 Capital Improvement Plan - Project Details  
 FYs 2025-2030 and Beyond

**Cactus Avenue Traffic Signal Improvements / I-215 to Perris Boulevard**

<b>Department / Division:</b>	<b>Project Priority:</b>	<b>Project Status:</b>	<b>Council District(s):</b>
70 - Public Works / 76 - PW - Transportation	Essential Start within 1 yr	In Progress	District 1, District 3

Schedule:

Other July 2025 to June 2026



**Project Description:**

This project consists of data collection to provide for new Signal Timing Plans and hardware upgrades to existing traffic signals along the Cactus Avenue corridor between Interstate 215 and Perris Boulevard.

**Justification or Significance of Improvement:**

Developing a new Signal Timing Plan for a major arterial roadway such as Cactus Avenue will improve the overall flow of traffic serving residents, businesses, and visitors.

**Estimated Maintenance Costs:**

Annual average costs associated with traffic signal maintenance are approximately \$3,500 per traffic signal. Although actual maintenance costs may vary, this cost is based on the City's historical maintenance costs for traffic signals. Currently no new source has been identified to fund the maintenance of the new traffic signal(s) in the this project.

Life-to-Date Expenditures Through FY 2023-24 0

PROJECT PHASE	Budget FY 2024/25	FY 25/26 - 26/27 Budget		FY 2027/28	FY 2028/29	FY 2029/30 and Beyond	Total
		New Request FY 2025/26	New Request FY 2026/27				
Prelim. Eng. / Environ.							
Design		25,000	25,000				50,000
Right of Way							
Construction							
Other							
<b>PROJECT TOTAL</b>	<b>0</b>	<b>25,000</b>	<b>25,000</b>	<b>0</b>	<b>0</b>	<b>0</b>	<b>50,000</b>

FUNDING SOURCE	Budget FY 2024/25	New Request FY 2025/26	New Request FY 2026/27	FY 2027/28	FY 2028/29	FY 2029/30 and Beyond	Total
<b>REVENUE TOTAL</b>	<b>0</b>	<b>25,000</b>	<b>25,000</b>	<b>0</b>	<b>0</b>	<b>0</b>	<b>50,000</b>

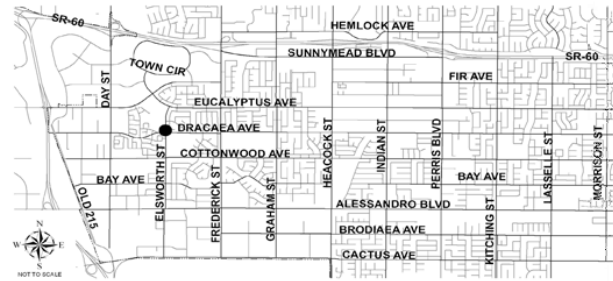
City of Moreno Valley  
 Capital Improvement Plan - Project Details  
 FYs 2025-2030 and Beyond

**Elsworth Street / Dracaea Avenue Modern Roundabout**

<b>Department / Division:</b> 70 - Public Works / 76 - PW - Transportation	<b>Project Priority:</b> Necessary Start within 1 to 3 yrs	<b>Project Status:</b> New	<b>Council District(s):</b> District 1
---	---	-------------------------------	---

**Schedule:**

Design	July 2025 to June 2026
Advertise / Award	July 2026 to September 2026
Construction	October 2026 to December 2027



**Project Description:**

City staff proposes to replace an all-way stop-controlled intersection with a modern roundabout at the intersection of Elsworth Street and Dracaea Avenue. Such roundabouts, when properly applied, have major safety and mobility benefits. A before-and-after study will be conducted in order to quantify the project’s performance. If successful, City staff intends to install more roundabouts at appropriate locations. This project would fund planning, design, and construction of the roundabout. Due to the nature of the work, a significant outlay has been programmed to properly plan and design the work, to maximize the probability of success. In addition, community outreach meetings will be held to explain the proposal and its benefits to the local neighborhood.

**Justification or Significance of Improvement:**

This project is part of a study to determine the effectiveness of the roundabout configuration.

**Estimated Maintenance Costs:**

Street maintenance costs over a 20 year period are estimated to average almost \$12,000 per 13 foot wide lane mile per year. Currently no new funding source has been identified to fund these maintenance costs.

Life-to-Date Expenditures Through FY 2023-24 0

PROJECT PHASE	Budget FY 2024/25	FY 25/26 - 26/27 Budget		FY 2027/28	FY 2028/29	FY 2029/30 and Beyond	Total
		New Request FY 2025/26	New Request FY 2026/27				
Prelim. Eng. / Environ.		72,000					72,000
Design		213,000					213,000
Right of Way							
Construction		562,000					562,000
Other							
<b>PROJECT TOTAL</b>	<b>0</b>	<b>847,000</b>	<b>0</b>	<b>0</b>	<b>0</b>	<b>0</b>	<b>847,000</b>
FUNDING SOURCE	Budget FY 2024/25	New Request FY 2025/26	New Request FY 2026/27	FY 2027/28	FY 2028/29	FY 2029/30 and Beyond	Total
DIF Traffic Signal (2902) 808 0043 3302		847,000					847,000
<b>REVENUE TOTAL</b>	<b>0</b>	<b>847,000</b>	<b>0</b>	<b>0</b>	<b>0</b>	<b>0</b>	<b>847,000</b>

City of Moreno Valley  
 Capital Improvement Plan - Project Details  
 FYs 2025-2030 and Beyond

Iris Avenue Corridor Safety Improvements / Heacock Street to Nason Street

<b>Department / Division:</b>	<b>Project Priority:</b>	<b>Project Status:</b>	<b>Council District(s):</b>
70 - Public Works / 76 - PW - Transportation	Essential Start within 1 yr	In Progress	District 4

Schedule:

Design	December 2023 to December 2024
Advertise / Award	January 2025 to March 2025
Construction	April 2025 to October 2025



Project Description:

The City has received funding from the Highway Safety Improvement Program (HSIP) Cycle 11 grant program to improve a 3-mile section of Iris Avenue between Heacock Street and Nason Street. The work includes replacing faded signal backplates with yellow retroreflective borders for better visibility, refreshing pavement markings, striping, and signage. This project will also update signal timing plans to improve overall pedestrian safety. Design: December 2023 to December 2024 Advertise / Award: January 2025 to March 2025 Construction: April 2025 to October 2025

Justification or Significance of Improvement:

This project will improve the overall safety in the corridor by implementing measures to reduce vehicular and pedestrian collisions.

Estimated Maintenance Costs:

Maintenance of this project is funded by the operating budget. The estimated maintenance cost is roughly 3 percent of the total project cost. The cost to maintain high-visibility treatments will be absorbed by the City's signing and striping maintenance.

Life-to-Date Expenditures Through FY 2023-24 37,227

PROJECT PHASE	Budget FY 2024/25	FY 25/26 - 26/27 Budget		FY 2027/28	FY 2028/29	FY 2029/30 and Beyond	Total
		New Request FY 2025/26	New Request FY 2026/27				
Prelim. Eng. / Environ.							
Design							
Right of Way							
Construction	462,071						
Other							
<b>PROJECT TOTAL</b>	<b>462,071</b>	<b>0</b>	<b>0</b>	<b>0</b>	<b>0</b>	<b>0</b>	<b>0</b>

FUNDING SOURCE	Budget FY 2024/25	New Request FY 2025/26	New Request FY 2026/27	FY 2027/28	FY 2028/29	FY 2029/30 and Beyond	Total
State Gasoline Tax 808 0036 2000	42,427						
<b>REVENUE TOTAL</b>	<b>462,071</b>	<b>0</b>	<b>0</b>	<b>0</b>	<b>0</b>	<b>0</b>	<b>0</b>

City of Moreno Valley  
 Capital Improvement Plan - Project Details  
 FYs 2025-2030 and Beyond

**ITS Master Plan Update**

<b>Department / Division:</b>	<b>Project Priority:</b>	<b>Project Status:</b>	<b>Council District(s):</b>
70 - Public Works / 76 - PW - Transportation	Essential Start within 1 yr	In Progress	District 1, District 2, District 3, District 4

Schedule:

---



---



---



---



---



---



---



---

CITYWIDE

**Project Description:**

This project will update the City's existing Intelligent Transportation Technology (ITS) Master Plan. ITS technology is used to improve traffic flow, safety, air quality, and fuel efficiency when moving people and goods. The ITS Master Plan will provide a framework for determining the region's future ITS needs. This master plan formulates a strategy for the development and maintenance of Moreno Valley's ITS network, incorporates various methodologies in conformance with national, statewide, and regional architecture, and aids in the formation of a sound basis for design, plans, specifications, estimates, and operations and maintenance, to phase implementation for future ITS projects. Ongoing project.

**Justification or Significance of Improvement:**

Current technology used in the City of Moreno Valley's traffic signals is dated. The City will upgrade the existing technology. The City will develop an updated ITS New Emerging Technology Master Plan in order to provide better infrastructure planning with the purpose of future implementation to achieve traffic efficiency by minimizing traffic delays and inefficiencies which will increase roadway safety for automobiles, trucks, pedestrians, and bicyclists.

**Estimated Maintenance Costs:**

There are no associated maintenance costs with this project.

Life-to-Date Expenditures Through FY 2023-24 0

PROJECT PHASE	Budget FY 2024/25	FY 25/26 - 26/27 Budget		FY 2027/28	FY 2028/29	FY 2029/30 and Beyond	Total
		New Request FY 2025/26	New Request FY 2026/27				
Prelim. Eng. / Environ.							
Design							
Right of Way							
Construction							
Other	257,000						
<b>PROJECT TOTAL</b>	<b>257,000</b>	<b>0</b>	<b>0</b>	<b>0</b>	<b>0</b>	<b>0</b>	<b>0</b>

FUNDING SOURCE	Budget FY 2024/25	New Request FY 2025/26	New Request FY 2026/27	FY 2027/28	FY 2028/29	FY 2029/30 and Beyond	Total
808 0039 2001							
<b>REVENUE TOTAL</b>	<b>257,000</b>	<b>0</b>	<b>0</b>	<b>0</b>	<b>0</b>	<b>0</b>	<b>0</b>



City of Moreno Valley  
 Capital Improvement Plan - Project Details  
 FYs 2025-2030 and Beyond

Moreno Valley Citywide Traffic Signal Safety Improvement Plan

<b>Department / Division:</b>	<b>Project Priority:</b>	<b>Project Status:</b>	<b>Council District(s):</b>
70 - Public Works / 76 - PW - Transportation	Essential Start within 1 yr	In Progress	District 1, District 2, District 3, District 4

Schedule:

---



---



---



---



---



---



---

CITYWIDE

Project Description:

The City of Moreno Valley was awarded federal funding to study, mitigate and propose the best countermeasure(s) tailored to each of the City's signalized intersections to improve the safety and the reduce the number of collisions for both motorists and pedestrians/ cyclists.

Justification or Significance of Improvement:

The City of Moreno Valley has approximately 197 citywide signalized intersections. There are various crash types that can occur at signalized intersections and proven strategies to reduce these various crash types. It is critical that the safety be improved at all the signalized intersections within the City of Moreno Valley and that each individual signalized intersection be studied and analyzed to recommend and apply the most appropriate and effective countermeasure(s) at each location. The City has never engaged in this sort of intersection specific study before therefore it is currently deficient in this area; the City is hoping to provide a solution to this deficiency.

Estimated Maintenance Costs:

Annual average costs associated with traffic signal maintenance are approximately \$3,500 per traffic signal. Although actual maintenance costs may vary, this cost is based on the City's historical maintenance costs for traffic signals. Currently no new source has been identified to fund the maintenance of the new traffic signal(s) in this project.

Life-to-Date Expenditures Through FY 2023-24 0

PROJECT PHASE	Budget FY 2024/25	FY 25/26 - 26/27 Budget		FY 2027/28	FY 2028/29	FY 2029/30 and Beyond	Total
		New Request FY 2025/26	New Request FY 2026/27				
Prelim. Eng. / Environ.	350,000						
Design							
Right of Way							
Construction							
Other							
<b>PROJECT TOTAL</b>	<b>350,000</b>	<b>0</b>	<b>0</b>	<b>0</b>	<b>0</b>	<b>0</b>	<b>0</b>

FUNDING SOURCE	Budget FY 2024/25	New Request FY 2025/26	New Request FY 2026/27	FY 2027/28	FY 2028/29	FY 2029/30 and Beyond	Total
Traffic Signal Mitigation (2024) 808 0041 3004	70,000						
<b>REVENUE TOTAL</b>	<b>350,000</b>	<b>0</b>	<b>0</b>	<b>0</b>	<b>0</b>	<b>0</b>	<b>0</b>

City of Moreno Valley  
 Capital Improvement Plan - Project Details  
 FYs 2025-2030 and Beyond

**Overnight Intersection Visibility Systemic Safety Improvements**

<b>Department / Division:</b>	<b>Project Priority:</b>	<b>Project Status:</b>	<b>Council District(s):</b>
70 - Public Works / 76 - PW - Transportation	Essential Start within 1 yr	In Progress	District 1, District 2, District 3, District 4

**Schedule:**

Design                      December 2023 to December 2024

Advertise / Award      January 2025 to March 2025

Construction            April 2025 to October 2025

CITYWIDE

**Project Description:**

The City has received funding from the Highway Safety Improvement Program (HSIP) Cycle 11 grant program to improve safety at select high-priority intersections at various locations throughout the City. This project will install additional lighting, striping and pavement markings, as well as replacing faded signal backplates with yellow retroreflective borders for better visibility at fifteen (15) signalized intersections. Design: December 2023 to December 2024 Advertise / Award: January 2025 to March 2025 Construction: April 2025 to October 2025

**Justification or Significance of Improvement:**

This project will improve overall roadway safety by implementing measures to reduce vehicular and pedestrian collisions, particularly during nighttime.

**Estimated Maintenance Costs:**

Maintenance of this project is funded by the operating budget. The estimated maintenance cost is roughly 3 percent of the total project cost.

Life-to-Date Expenditures Through FY 2023-24 52,518

PROJECT PHASE	Budget FY 2024/25	FY 25/26 - 26/27 Budget		FY 2027/28	FY 2028/29	FY 2029/30 and Beyond	Total
		New Request FY 2025/26	New Request FY 2026/27				
Prelim. Eng. / Environ.							
Design							
Right of Way							
Construction	1,386,181						
Other							
<b>PROJECT TOTAL</b>	<b>1,386,181</b>	<b>0</b>	<b>0</b>	<b>0</b>	<b>0</b>	<b>0</b>	<b>0</b>
FUNDING SOURCE	Budget FY 2024/25	New Request FY 2025/26	New Request FY 2026/27	FY 2027/28	FY 2028/29	FY 2029/30 and Beyond	Total
Capital Projects Grants 808 0038 2301	1,246,125						
State Gasoline Tax 808 0038 2000	140,056						
<b>REVENUE TOTAL</b>	<b>1,386,181</b>	<b>0</b>	<b>0</b>	<b>0</b>	<b>0</b>	<b>0</b>	<b>0</b>

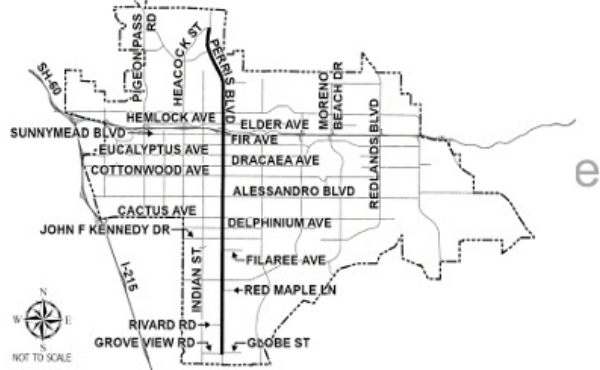
City of Moreno Valley  
 Capital Improvement Plan - Project Details  
 FYs 2025-2030 and Beyond

**Perris Boulevard Signalized Intersection Safety Improvements**

<b>Department / Division:</b> 70 - Public Works / 76 - PW - Transportation	<b>Project Priority:</b> Essential Start within 1 yr	<b>Project Status:</b> In Progress	<b>Council District(s):</b> District 1, District 2, District 3, District 4
---	---	---------------------------------------	--

Schedule:

Design	December 2023 to December 2024
Advertise / Award	January 2025 to March 2025
Construction	April 2025 to October 2025



Project Description:

The City has received funding from the Highway Safety Improvement Program (HSIP) Cycle 11 grant program to upgrade select high-priority signalized intersections along Perris Boulevard from Globe Street/Grove View Road north to Heacock Street. The work includes replacing faded signal backplates with yellow retroreflective borders for better visibility, install advanced stop bars with upgraded crosswalk markings, and update signal timing plans to improve overall pedestrian safety. A total of sixteen (16) intersections will receive enhanced safety improvements. Design: December 2023 to December 2024 Advertise / Award: January 2025 to March 2025 Construction: April 2025 to October 2025

Justification or Significance of Improvement:

This project will improve the overall safety on Perris Boulevard by implementing measures to reduce vehicular and pedestrian collisions.

Estimated Maintenance Costs:

Maintenance of this project is funded by the operating budget. The estimated maintenance cost is roughly 3 percent of the total project cost.

Life-to-Date Expenditures Through FY 2023-24 56,243

PROJECT PHASE	Budget FY 2024/25	FY 25/26 - 26/27 Budget		FY 2027/28	FY 2028/29	FY 2029/30 and Beyond	Total
		New Request FY 2025/26	New Request FY 2026/27				
Prelim. Eng. / Environ.							
Design							
Right of Way							
Construction	664,755						
Other							
<b>PROJECT TOTAL</b>	<b>664,755</b>	<b>0</b>	<b>0</b>	<b>0</b>	<b>0</b>	<b>0</b>	<b>0</b>

FUNDING SOURCE	Budget FY 2024/25	New Request FY 2025/26	New Request FY 2026/27	FY 2027/28	FY 2028/29	FY 2029/30 and Beyond	Total
State Gasoline Tax 808 0037 2000	65,350						
<b>REVENUE TOTAL</b>	<b>664,755</b>	<b>0</b>	<b>0</b>	<b>0</b>	<b>0</b>	<b>0</b>	<b>0</b>

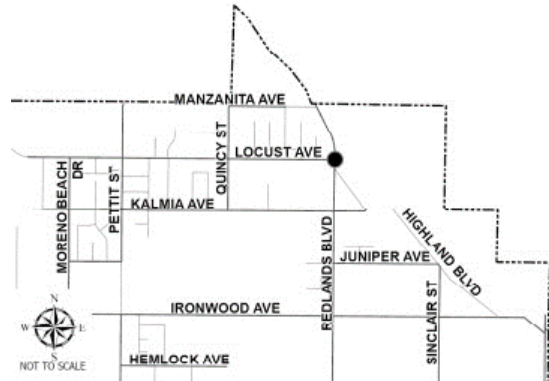
City of Moreno Valley  
 Capital Improvement Plan - Project Details  
 FYs 2025-2030 and Beyond

Redlands Boulevard / Locust Avenue Traffic Signal

<b>Department / Division:</b>	<b>Project Priority:</b>	<b>Project Status:</b>	<b>Council District(s):</b>
70 - Public Works / 76 - PW - Transportation	Essential Start within 1 yr	In Progress	District 2

Schedule:

Design	July 2025 to June 2026
Construction	July 2026 to June 2027



Project Description:

This project will install a Traffic Signal at the intersection of Redlands Boulevard and Locust Avenue. North-South traffic on Redlands Boulevard is currently uncontrolled. East-West traffic on Locust Avenue is currently stop-controlled. This project will provide signal-control for all directions.

Justification or Significance of Improvement:

Redlands Boulevard is one of the main connection corridors between the City of Moreno Valley, Riverside County, and San Bernardino County. At the intersection of Redlands Boulevard and Locust Avenue is the entrance to the Equestrian Center. The traffic along Redlands Boulevard makes it difficult for vehicles coming out of the Equestrian Center and turning on to Redlands Boulevard, especially those towing trailers. To address these safety concerns, a traffic signal is proposed.

Estimated Maintenance Costs:

Annual average costs associated with traffic signal maintenance are approximately \$3,500 per traffic signal. Although actual maintenance costs may vary, this cost is based on the City's historical maintenance costs for traffic signals. Currently no new source has been identified to fund the maintenance of the new traffic signal(s) in this project.

Life-to-Date Expenditures Through FY 2023-24 3,564

PROJECT PHASE	Budget FY 2024/25	FY 25/26 - 26/27 Budget		FY 2027/28	FY 2028/29	FY 2029/30 and Beyond	Total
		New Request FY 2025/26	New Request FY 2026/27				
Prelim. Eng. / Environ.	46,436						
Design	75,000						
Right of Way	125,000						
Construction		1,300,000					1,300,000
Other							
<b>PROJECT TOTAL</b>	<b>246,436</b>	<b>1,300,000</b>	<b>0</b>	<b>0</b>	<b>0</b>	<b>0</b>	<b>1,300,000</b>

FUNDING SOURCE	Budget FY 2024/25	New Request FY 2025/26	New Request FY 2026/27	FY 2027/28	FY 2028/29	FY 2029/30 and Beyond	Total
<b>REVENUE TOTAL</b>	<b>246,436</b>	<b>1,300,000</b>	<b>0</b>	<b>0</b>	<b>0</b>	<b>0</b>	<b>1,300,000</b>

City of Moreno Valley  
 Capital Improvement Plan - Project Details  
 FYs 2025-2030 and Beyond

Traffic Signal Upgrades

<b>Department / Division:</b> 70 - Public Works / 76 - PW - Transportation	<b>Project Priority:</b> Essential Start within 1 yr	<b>Project Status:</b> In Progress	<b>Council District(s):</b> District 1, District 2, District 3, District 4
---	---	---------------------------------------	--

Schedule:

Design December 2023 to February 2024

Advertise / Award March 2024 to April 2024

Construction April 2024 to October 2024

CITYWIDE

Project Description:

The City's Transportation Engineering Division will undertake traffic signal upgrades to improve overall roadway safety and operations. Specifically, this project will provide enhancements to existing traffic signal components such as signal lenses, signal mounts, and other items due for replacement. This include replacement of faded signal backplates with yellow retroreflective borders for better visibility. A total of fifty (50) intersections at various locations in the City will be upgraded. Design: December 2023 to February 2024 Advertise / Award: March 2024 to April 2024 Construction: April 2024 to October 2024

Justification or Significance of Improvement:

The City's Transportation Engineering Division routinely upgrades traffic signal equipment to maintain compliance with Federal and State Standards, to respond to requests from constituents, and ensure functionality of the City's traffic signal system.

Estimated Maintenance Costs:

Maintenance of traffic control equipment is funded by the operating budget. The estimated maintenance cost is roughly 3 percent of the total project cost. The budget is largely being used to replace aging signal hardwares and therefore should reduce ongoing maintenance costs.

Life-to-Date Expenditures Through FY 2023-24 47,085

PROJECT PHASE	Budget FY 2024/25	FY 25/26 - 26/27 Budget		FY 2027/28	FY 2028/29	FY 2029/30 and Beyond	Total
		New Request FY 2025/26	New Request FY 2026/27				
Prelim. Eng. / Environ.							
Design							
Right of Way							
Construction	1,044,815						
Other							
<b>PROJECT TOTAL</b>	<b>1,044,815</b>	<b>0</b>	<b>0</b>	<b>0</b>	<b>0</b>	<b>0</b>	<b>0</b>
FUNDING SOURCE	Budget FY 2024/25	New Request FY 2025/26	New Request FY 2026/27	FY 2027/28	FY 2028/29	FY 2029/30 and Beyond	Total
Capital Projects Grants 808 0035 2301	945,809						
State Gasoline Tax 808 0035 2000	99,006						
<b>REVENUE TOTAL</b>	<b>1,044,815</b>	<b>0</b>	<b>0</b>	<b>0</b>	<b>0</b>	<b>0</b>	<b>0</b>

City of Moreno Valley  
 Capital Improvement Plan - Project Details  
 FYs 2025-2030 and Beyond

**Citywide Sign Post Reflective Sleeves**

<b>Department / Division:</b>	<b>Project Priority:</b>	<b>Project Status:</b>	<b>Council District(s):</b>
70 - Public Works / 76 - PW - Transportation	Necessary Start within 1 to 3 yrs	New	District 1, District 2, District 3, District 4

**Schedule:**

Design	July 2024 to June 2026
Construction	July 2026 to June 2028

CITYWIDE

**Project Description:**

This project is a comprehensive 5-year program that will systematically equip traffic sign posts throughout the City with highly reflective sleeves that will significantly enhance visibility and overall roadway safety. The installation process involves taking field measurements of sign posts to ensure proper fit, then the sleeves are wrapped around the sign post and secured in place using either adhesive backing, mechanical fasteners, or an integrated locking system.

As part of its commitment to enhancing roadway safety and adhering to regulatory standards, the City aims to retrofit approximately 4,000 sign posts each year with high-quality retroreflective materials, ensuring optimal visibility and legibility for motorists in all lighting conditions, particularly near schools and high incident areas.

**Justification or Significance of Improvement:**

This project will enhance traffic sign posts with reflective sheeting or sleeves to improve visibility and safety by helping drivers see better and increasing their awareness and reaction times, particularly during nighttime hours or in low-light conditions.

**Estimated Maintenance Costs:**

The maintenance cost is relatively low since the sheeting or sleeve materials have an extended lifespan of 10-15 years, which reduces the need for frequent replacements, resulting in lower overall maintenance costs over time. On average, the cost to replace a single reflective sleeve is about \$200 dollars.

Life-to-Date Expenditures Through FY 2023-24 0

PROJECT PHASE	Budget FY 2024/25	FY 25/26 - 26/27 Budget		FY 2027/28	FY 2028/29	FY 2029/30 and Beyond	Total
		New Request FY 2025/26	New Request FY 2026/27				
Prelim. Eng. / Environ.							
Design	50,000	50,000	50,000	100,000			200,000
Right of Way							
Construction	750,000	750,000	750,000	1,500,000			3,000,000
Other							
<b>PROJECT TOTAL</b>	<b>800,000</b>	<b>800,000</b>	<b>800,000</b>	<b>1,600,000</b>	<b>0</b>	<b>0</b>	<b>3,200,000</b>
FUNDING SOURCE	Budget FY 2024/25	New Request FY 2025/26	New Request FY 2026/27	FY 2027/28	FY 2028/29	FY 2029/30 and Beyond	Total
Facility Construction 808 0042 3000	800,000	800,000	800,000	1,600,000			3,200,000
<b>REVENUE TOTAL</b>	<b>800,000</b>	<b>800,000</b>	<b>800,000</b>	<b>1,600,000</b>	<b>0</b>	<b>0</b>	<b>3,200,000</b>

City of Moreno Valley  
 Capital Improvement Plan - Project Details  
 FYs 2025-2030 and Beyond

Citywide Traffic Sign Retroreflectivity Inventory

<b>Department / Division:</b>	<b>Project Priority:</b>	<b>Project Status:</b>	<b>Council District(s):</b>
70 - Public Works / 76 - PW - Transportation	Essential Start within 1 yr	In Progress	District 1, District 2, District 3, District 4

Schedule:

Other July 2025 to June 2028

CITYWIDE

Project Description:

To comply with Federal requirements for traffic sign retroreflectivity, the Transportation Engineering Division field measures the retroreflectivity of existing signs to determine conformance to new standards. Based on the results, a sign replacement schedule is be proposed. Schedule: Ongoing

Justification or Significance of Improvement:

This project will maintain conformance with national standards, improve the quality of the City's deployed traffic signs, and manage liability.

Estimated Maintenance Costs:

The project is expected to reduce sign maintenance cost by reducing the need to replace signs before the end of their useful life.

Life-to-Date Expenditures Through FY 2023-24 44,712

PROJECT PHASE	Budget FY 2024/25	FY 25/26 - 26/27 Budget		FY 2027/28	FY 2028/29	FY 2029/30 and Beyond	Total
		New Request FY 2025/26	New Request FY 2026/27				
Prelim. Eng. / Environ.							
Design							
Right of Way							
Construction							
Other	155,287	100,000	100,000	100,000			300,000
<b>PROJECT TOTAL</b>	<b>155,287</b>	<b>100,000</b>	<b>100,000</b>	<b>100,000</b>	<b>0</b>	<b>0</b>	<b>300,000</b>

FUNDING SOURCE	Budget FY 2024/25	New Request FY 2025/26	New Request FY 2026/27	FY 2027/28	FY 2028/29	FY 2029/30 and Beyond	Total
<b>REVENUE TOTAL</b>	<b>155,287</b>	<b>100,000</b>	<b>100,000</b>	<b>100,000</b>	<b>0</b>	<b>0</b>	<b>300,000</b>



City of Moreno Valley  
 Capital Improvement Plan - Project Details  
 FYs 2025-2030 and Beyond

**New Traffic Signal Installations**

<b>Department / Division:</b>	<b>Project Priority:</b>	<b>Project Status:</b>	<b>Council District(s):</b>
70 - Public Works / 76 - PW - Transportation	Deferrable Start within 5 to 10 yrs	New	District 1, District 2, District 3, District 4

**Schedule:**

Design	July 2025 to June 2028
Construction	July 2025 to June 2028

CITYWIDE

**Project Description:**

This program aims to meet potentially necessary traffic signals throughout Moreno Valley. As the City continues its rapid growth, the demand to signalize intersections in publicly owned lands, including future street improvements, is potentially very high. Due to the complicated nature of determining if a traffic signal is necessary and warranted, which involves extensive studies and design considerations, the City puts forth this proactive strategy to meet those demands.

**Justification or Significance of Improvement:**

The installation of a single traffic signal is a significant undertaking, both financially and logistically. The process is not only costly, but also incredibly complex and time-consuming. Acquiring the necessary construction materials adds an additional layer of challenge. In recent years, the costs of essential traffic signal components, such as signal poles, controllers, and signal heads, have skyrocketed. This increase in material expenses has made the installation process even more demanding. As a result, advance planning and budgeting are crucial when undertaking a traffic signal project. Careful consideration of the financial and operational requirements is necessary to ensure the successful completion and installation of traffic signals.

**Estimated Maintenance Costs:**

Annual average costs associated with traffic signal maintenance are approximately \$3,500 per traffic signal. Although actual maintenance costs may vary, this cost is based on the City's historical maintenance costs for traffic signals. Currently no new source has been identified to fund the maintenance of the new traffic signal(s) in this project.

Life-to-Date Expenditures Through FY 2023-24 0

PROJECT PHASE	Budget FY 2024/25	FY 25/26 - 26/27 Budget		FY 2027/28	FY 2028/29	FY 2029/30 and Beyond	Total
		New Request FY 2025/26	New Request FY 2026/27				
Prelim. Eng. / Environ.							
Design		55,000	55,000	55,000			165,000
Right of Way							
Construction		200,000	200,000	200,000			600,000
Other							
<b>PROJECT TOTAL</b>	<b>0</b>	<b>255,000</b>	<b>255,000</b>	<b>255,000</b>	<b>0</b>	<b>0</b>	<b>765,000</b>
FUNDING SOURCE	Budget FY 2024/25	New Request FY 2025/26	New Request FY 2026/27	FY 2027/28	FY 2028/29	FY 2029/30 and Beyond	Total
DIF Traffic Signal (2902) 808 0044 3302		255,000	255,000	255,000			765,000
<b>REVENUE TOTAL</b>	<b>0</b>	<b>255,000</b>	<b>255,000</b>	<b>255,000</b>	<b>0</b>	<b>0</b>	<b>765,000</b>

City of Moreno Valley  
 Capital Improvement Plan - Project Details  
 FYs 2025-2030 and Beyond

Traffic Signal Coordination Program

<b>Department / Division:</b>	<b>Project Priority:</b>	<b>Project Status:</b>	<b>Council District(s):</b>
70 - Public Works / 76 - PW - Transportation	Essential Start within 1 yr	In Progress	District 1, District 2, District 3, District 4

Schedule:

Other July 2010 to June 2030

CITYWIDE

Project Description:

City staff will update existing traffic signal coordination plans to support deployment of new traffic signal control equipment. Eight arterials are currently synchronized and would be updated as necessary: Frederick Street, Heacock Street, Perris Boulevard, Lasselle Street, Box Springs Road / Ironwood Avenue, Sunnymead Boulevard, Alessandro Boulevard, and Cactus Avenue. Currently, 58 signals are operating in coordination. Schedule: Ongoing as dictated by traffic pattern changes.

Justification or Significance of Improvement:

This project will optimize the performance of Moreno Valley's most heavily traveled arterials. This project pays for staff time, therefore, no additional maintenance cost.

Estimated Maintenance Costs:

Traffic signal maintenance is funded by the operating budget.

Life-to-Date Expenditures Through FY 2023-24 511,232

PROJECT PHASE	Budget FY 2024/25	FY 25/26 - 26/27 Budget		FY 2027/28	FY 2028/29	FY 2029/30 and Beyond	Total
		New Request FY 2025/26	New Request FY 2026/27				
Prelim. Eng. / Environ.							
Design							
Right of Way							
Construction	20,107	110,000	110,000	110,000			330,000
Other							
<b>PROJECT TOTAL</b>	<b>20,107</b>	<b>110,000</b>	<b>110,000</b>	<b>110,000</b>	<b>0</b>	<b>0</b>	<b>330,000</b>
FUNDING SOURCE	Budget FY 2024/25	New Request FY 2025/26	New Request FY 2026/27	FY 2027/28	FY 2028/29	FY 2029/30 and Beyond	Total
Air Quality Management 808 0004 70 76 2005	20,107			110,000			110,000
Traffic Signal Mitigation (2024) 808 0004 70 76 3004		110,000	110,000				220,000
<b>REVENUE TOTAL</b>	<b>20,107</b>	<b>110,000</b>	<b>110,000</b>	<b>110,000</b>	<b>0</b>	<b>0</b>	<b>330,000</b>

City of Moreno Valley  
 Capital Improvement Plan - Project Details  
 FYs 2025-2030 and Beyond

**Traffic Signal Equipment Upgrades**

<b>Department / Division:</b>	<b>Project Priority:</b>	<b>Project Status:</b>	<b>Council District(s):</b>
70 - Public Works / 76 - PW - Transportation	Essential Start within 1 yr	In Progress	District 1, District 2, District 3, District 4

Schedule:

Construction July 2025 to June 2028

CITYWIDE

Project Description:

The Transportation Engineering Division will undertake traffic signal and traffic control equipment upgrades to improve safety and operations. Planned improvements include accessible pedestrian signal equipment, replacement of damaged traffic signal wiring, upgrade of older traffic signal cabinets/equipment, installation of light emitting diode (LED) safety lighting at locations not existing or programmed, and installation of a new Advanced Traffic Management System (ATMS) at the Traffic Management Center. Schedule: Ongoing

Justification or Significance of Improvement:

The Transportation Engineering Division routinely upgrades traffic signal equipment to maintain compliance with Federal and State Standards, to respond to requests from constituents, and ensure proper functionality of the traffic signal system.

Estimated Maintenance Costs:

The budget is largely being used to replace outdated traffic control equipment and therefore should reduce ongoing maintenance costs. Maintenance of traffic control equipment is funded by the operating budget.

Life-to-Date Expenditures Through FY 2023-24 986,555

PROJECT PHASE	Budget FY 2024/25	FY 25/26 - 26/27 Budget		FY 2027/28	FY 2028/29	FY 2029/30 and Beyond	Total
		New Request FY 2025/26	New Request FY 2026/27				
Prelim. Eng. / Environ. Design							
Right of Way Construction	526,468	80,000	80,000	80,000			240,000
Other							
<b>PROJECT TOTAL</b>	<b>526,468</b>	<b>80,000</b>	<b>80,000</b>	<b>80,000</b>	<b>0</b>	<b>0</b>	<b>240,000</b>
FUNDING SOURCE	Budget FY 2024/25	New Request FY 2025/26	New Request FY 2026/27	FY 2027/28	FY 2028/29	FY 2029/30 and Beyond	Total
State Gasoline Tax 808 0013 70 76 2000	155,480						
Measure A 808 0013 70 76 2001	370,988	80,000	80,000	80,000			240,000
<b>REVENUE TOTAL</b>	<b>526,468</b>	<b>80,000</b>	<b>80,000</b>	<b>80,000</b>	<b>0</b>	<b>0</b>	<b>240,000</b>



# UNDERGROUND UTILITIES

CAPITAL IMPROVEMENT PLAN 2025/26 • 2026/27 / CITY OF MORENO VALLEY






# UNDERGROUND UTILITIES

CAPITAL IMPROVEMENT PLAN FY 2025-2030 AND BEYOND / CITY OF MORENO VALLEY

Funded Projects	
Citywide Fiber Optic Communication Expansion	195



THIS PAGE INTENTIONALLY LEFT BLANK



City of Moreno Valley  
 Capital Improvement Plan - Project Details  
 FYs 2025-2030 and Beyond

Citywide Fiber Optic Communications Expansion

<b>Department / Division:</b> 16 - City Manager / 39 - Technology Services	<b>Project Priority:</b> Essential Start within 1 yr	<b>Project Status:</b> In Progress	<b>Council District(s):</b> District 1, District 2, District 3, District 4
---	---	---------------------------------------	--

Schedule:

Construction July 2022 to June 2026



Project Description:

Funding for this project will be used to extend fiber optic communications Citywide, allowing high speed cost-effective network connectivity between City Hall and remote City locations. This project will provide a loop design in the fiber that is necessary for redundancy and reliable service. Use of the new fiber backbone between City Hall to the Corporate Yard and MVU Substation facilitated additional fiber communications to other City facilities, including use for traffic signal controls, traffic cameras, public safety, video surveillance, SCADA systems, and irrigation control systems. Construction completed: Various Locations Citywide Construction: July 2022 to June 2026

Justification or Significance of Improvement:

The MVU Electric Utility is an essential services location that should have gigabit communications, the capacity allowed by fiber optic cable. Fiber services to the Citywide Camera System (CCS) locations is preferred over radio service. Use of the City's own fiber optic communications will save the City money by not having to lease expensive gigabit circuits from the local phone company.

Estimated Maintenance Costs:


Annual operating cost is zero. This underground facility provides monthly cost savings of \$1,700.00. Additionally, as fiber circuits are activated, cost savings increase annually.

Life-to-Date Expenditures Through FY 2023-24 229,801

PROJECT PHASE	Budget FY 2024/25	FY 25/26 - 26/27 Budget		FY 2027/28	FY 2028/29	FY 2029/30 and Beyond	Total
		New Request FY 2025/26	New Request FY 2026/27				
Prelim. Eng. / Environ.							
Design							
Right of Way							
Construction	235,661						
Other							
<b>PROJECT TOTAL</b>	<b>235,661</b>	<b>0</b>	<b>0</b>	<b>0</b>	<b>0</b>	<b>0</b>	<b>0</b>

FUNDING SOURCE	Budget FY 2024/25	New Request FY 2025/26	New Request FY 2026/27	FY 2027/28	FY 2028/29	FY 2029/30 and Beyond	Total
Asset Fund 809 0001 30 39 7220							
<b>REVENUE TOTAL</b>	<b>235,661</b>	<b>0</b>	<b>0</b>	<b>0</b>	<b>0</b>	<b>0</b>	<b>0</b>



THIS PAGE INTENTIONALLY LEFT BLANK




# OTHER



# OTHER

CAPITAL IMPROVEMENT PLAN FY 2025-2030 AND BEYOND / CITY OF MORENO VALLEY

Funded Projects	
Moreno Valley Roadway Safety Improvements In Three Areas	201
Technology Services Equipment Upgrades	202
Partially Funded Projects	
Public Works Asset Management	203



THIS PAGE INTENTIONALLY LEFT BLANK

City of Moreno Valley  
 Capital Improvement Plan - Project Details  
 FYs 2025-2030 and Beyond

Moreno Valley Roadway Safety Improvements In Three Areas

<b>Department / Division:</b>	<b>Project Priority:</b>	<b>Project Status:</b>	<b>Council District(s):</b>
70 - Public Works / 76 - PW - Transportation	Essential Start within 1 yr	In Progress	District 1, District 2, District 3, District 4

Schedule:

---



---



---



---



---



---



---

CITYWIDE

Project Description:

This project will enhance the current Local Roadway Safety Plan (LRSP) by identifying areas that need safety improvements in three key safety areas: speed bumps, protection of wild burros at roadway crossings, and truck safety. A Local Roadway Safety Plan (LRSP) is a document that provides the framework to systematically identify and analyze safety problems and recommend safety improvements. Schedule: TBD

Justification or Significance of Improvement:

An update to the City's LRSP will provide a full action plan used to identify and plan for future safety improvements.

Estimated Maintenance Costs:

There are no associated maintenance costs with this project.

Life-to-Date Expenditures Through FY 2023-24 88,493

PROJECT PHASE	Budget FY 2024/25	FY 25/26 - 26/27 Budget		FY 2027/28	FY 2028/29	FY 2029/30 and Beyond	Total
		New Request FY 2025/26	New Request FY 2026/27				
Prelim. Eng. / Environ.							
Design							
Right of Way							
Construction							
Other	456,007						
<b>PROJECT TOTAL</b>	<b>456,007</b>	<b>0</b>	<b>0</b>	<b>0</b>	<b>0</b>	<b>0</b>	<b>0</b>

FUNDING SOURCE	Budget FY 2024/25	New Request FY 2025/26	New Request FY 2026/27	FY 2027/28	FY 2028/29	FY 2029/30 and Beyond	Total
State Gasoline Tax 810 0022 2000	99,072						
<b>REVENUE TOTAL</b>	<b>456,007</b>	<b>0</b>	<b>0</b>	<b>0</b>	<b>0</b>	<b>0</b>	<b>0</b>



City of Moreno Valley  
Capital Improvement Plan - Project Details  
FYs 2025-2030 and Beyond

**Technology Services Equipment Upgrades**

<b>Department / Division:</b> 30 - Financial & Management Svcs / 39 - Technology Services	<b>Project Priority:</b> Essential Start within 1 yr	<b>Project Status:</b> In Progress	<b>Council District(s):</b> District 1, District 2, District 3, District 4
--	---	---------------------------------------	---

**Schedule:**

Construction      July 2022 to June 2026

CITYWIDE

**Project Description:**

The initial Citywide Camera System (CCS), which comprised of 216 cameras at approximately 67 intersections or park locations throughout the City, has grown to almost 680 cameras and is considered an invaluable tool by several City departments. The CCS will be enhanced with additional cameras in response to requests from departments. Planned projects include: The Technology Services Division is replacing outdated cameras at City Hall, the Animal Shelter, and the Conference and Recreation Center. An additional 100 camera locations requested by the Police Department are currently being evaluated, along with adding video analytics. Construction completed: Moreno Beach Substation, City Hall Solar Carports, and various locations.

**Justification or Significance of Improvement:**

The Moreno Valley Police Department has identified a CCS as a way to enhance public safety without adding police officers. The CCS will augment the response capabilities of the on-duty patrol officers and aid law enforcement in their efforts to prevent and combat crime in the community. Other departments also use the CCS for operational responsibilities because it achieves results faster and less expensively than traditional methods.

**Estimated Maintenance Costs:**

A third party is contracted to provide maintenance to the system; the cost for the maintenance is approximately \$224,000 per year. This expansion is expected to increase these costs in future years by approximately \$25,000 per year.

Life-to-Date Expenditures Through FY 2023-24 2,204,175

PROJECT PHASE	Budget FY 2024/25	FY 25/26 - 26/27 Budget		FY 2027/28	FY 2028/29	FY 2029/30 and Beyond	Total
		New Request FY 2025/26	New Request FY 2026/27				
Prelim. Eng. / Environ.							
Design							
Right of Way							
Construction							
Other	2,417,056						
<b>PROJECT TOTAL</b>	<b>2,417,056</b>	<b>0</b>	<b>0</b>	<b>0</b>	<b>0</b>	<b>0</b>	<b>0</b>

FUNDING SOURCE	Budget FY 2024/25	New Request FY 2025/26	New Request FY 2026/27	FY 2027/28	FY 2028/29	FY 2029/30 and Beyond	Total
<b>REVENUE TOTAL</b>	<b>2,417,056</b>	<b>0</b>	<b>0</b>	<b>0</b>	<b>0</b>	<b>0</b>	<b>0</b>

City of Moreno Valley  
 Capital Improvement Plan - Project Details  
 FYs 2025-2030 and Beyond

Public Works Asset Management

<b>Department / Division:</b>	<b>Project Priority:</b>	<b>Project Status:</b>	<b>Council District(s):</b>
70 - Public Works / 78 - PW - Maintenance & Ops	Essential Start within 1 yr	New	District 1, District 2, District 3, District 4

Schedule:

Design March 2025 to August 2025

Advertise / Award September 2025 to December 2025

Construction January 2026 to December 2026

CITYWIDE

Project Description:

Public Works will utilize a consultant to formally define all the requirements necessary to inventory all city assets, choose the appropriate technology to meet those requirements, then procure and implement the system.

Justification or Significance of Improvement:

The City does not use a system to track public works assets. Best practices require that assets be inventoried and managed for cost, use, replacement, maintenance, etc. Given the size of the City and the number of assets, an automated system is the only feasible way to manage, maintain, and report on assets.

Estimated Maintenance Costs:


After implementation, \$500,000 a year is the anticipated subscription cost with another \$200,000 every other year to update the asset inventory.

Life-to-Date Expenditures Through FY 2023-24 0

PROJECT PHASE	Budget FY 2024/25	FY 25/26 - 26/27 Budget		FY 2027/28	FY 2028/29	FY 2029/30 and Beyond	Total
		New Request FY 2025/26	New Request FY 2026/27				
Prelim. Eng. / Environ.							
Design		100,000					100,000
Right of Way							
Construction		400,000					400,000
Other			500,000	500,000	500,000	500,000	2,000,000
<b>PROJECT TOTAL</b>	<b>0</b>	<b>500,000</b>	<b>500,000</b>	<b>500,000</b>	<b>500,000</b>	<b>500,000</b>	<b>2,500,000</b>

FUNDING SOURCE	Budget FY 2024/25	New Request FY 2025/26	New Request FY 2026/27	FY 2027/28	FY 2028/29	FY 2029/30 and Beyond	Total
Electric - Restricted Assets (6010) 810 0028 6011		200,000	200,000	200,000	200,000	200,000	1,000,000
<b>REVENUE TOTAL</b>	<b>0</b>	<b>500,000</b>	<b>500,000</b>	<b>500,000</b>	<b>500,000</b>	<b>500,000</b>	<b>2,500,000</b>



THIS PAGE INTENTIONALLY LEFT BLANK





# APPENDICES

CAPITAL IMPROVEMENT PLAN 2025/26 • 2026/27 / CITY OF MORENO VALLEY







# FY 2025/26 • 2026/27 LISTED BY CATEGORY

CAPITAL IMPROVEMENT PLAN 2025/26 • 2026/27 / CITY OF MORENO VALLEY





City of Moreno Valley  
Capital Improvement Plan  
Fiscal Years 2025/26 and 2026/27  
Projects Listed by Category

Project No.	Fund	Project Description	Budget FY2024-2025	New Request FY2025-2026	New Request FY2026-2027	Plan FY2027-2028	Plan FY2028-2029	Plan FY2029-2030 and Beyond	Total
<b>Street Improvements Fully Funded</b>									
801 0109	2301	ADA Curb Ramps Remediation Project	1,523,053						-
801 0113	3301	Alessandro Boulevard Improvements - Moreno Beach Drive to 1270 Feet West		1,000,000					1,000,000
801 0114	3301	Alessandro Boulevard Improvements - Nason Street to 1250 Feet East		1,000,000					1,000,000
801 0099	3002	Badlands Landfill Integrated Road Maintenance / WLC Parkway to Ironwood Avenue	3,200,980						-
801 0111	2512	Bay Avenue Sidewalk Improvements - Day Street to Grant Street (CDBG FY 24/25)	1,225,977						-
801 0103	3008	City / EMWD Partnership to Rehabilitate Various Streets	1,600,000						-
801 0102	2000A	Citywide Pavement Rehabilitation Program FY 24/25	6,138,483						-
801 0102	3008	Citywide Pavement Rehabilitation Program FY 24/25	7,214,405						-
801 0115	2000A	Citywide Pavement Rehabilitation Program FY 25/26		5,400,000					5,400,000
801 0116	2000A	Citywide Pavement Rehabilitation Program FY 26/27			5,400,000				5,400,000
801 0104	2001	Heacock Street / Cactus Avenue Commercial Vehicle Improvements	741,789						-
801 0110	2512	Pavement Rehabilitation for Various Local Streets (CDBG FY 23/24)	1,517,450						-
801 0110	3008	Pavement Rehabilitation for Various Local Streets (CDBG FY 23/24)	2,499,905						-
801 0092	2000	Perris Boulevard / 330 Ft North of Bay Avenue to 660 Ft North of Bay Avenue	250,000						-
801 0092	3301	Perris Boulevard / 330 Ft North of Bay Avenue to 660 Ft North of Bay Avenue	400,000						-
801 0105	3301	Redlands Boulevard Streetlight Improvements / Grelock Drive to North City Limits	329,754						-
801 0107	2001	Steeple Chase Drive Reconstruction / Ironwood Avenue to Kalmia Avenue	484,484	3,800,000					3,800,000
<b>Subtotal Street Improvements Fully Funded</b>			<b>27,126,280</b>	<b>11,200,000</b>	<b>5,400,000</b>	<b>-</b>	<b>-</b>	<b>-</b>	<b>16,600,000</b>
<b>Street Improvements Partially Funded</b>									
801 0008	70 77	2000 Annual ADA Compliant Access Upgrades	472,402	200,000	200,000	200,000			600,000
801 0017	70 78	2001 Annual Pavement Maintenance - Crack Seal	148,108	60,000	60,000	85,000	85,000	100,000	390,000
801 0100	3002	Badlands Landfill Integrated Road Maintenance Program	150,000	50,000	50,000	50,000	50,000	1,400,000	1,600,000
801 0106	3301	Cactus Avenue Reconstruction / I-215 to Elsworth Street	390,793						-
801 0106	3311	Cactus Avenue Reconstruction / I-215 to Elsworth Street	100,000						-
801 0106	UNF	Cactus Avenue Reconstruction / I-215 to Elsworth Street				11,500,000			11,500,000
801 0091	2000	Citywide Concrete Repair Program	170,489	150,000	150,000	200,000	200,000	200,000	900,000
801 0065	2000	Easement Acquisition for Street Purposes	76,367	25,000	25,000	25,000			75,000
801 0117	2001	Edgemont Community Sidewalk and Street Improvements		3,000,000	3,000,000				6,000,000
801 0117	UNF	Edgemont Community Sidewalk and Street Improvements				3,000,000	3,000,000	3,000,000	9,000,000

City of Moreno Valley  
 Capital Improvement Plan  
 Fiscal Years 2025/26 and 2026/27  
 Projects Listed by Category

Project No.	Fund	Project Description	Budget FY2024-2025	New Request FY2025-2026	New Request FY2026-2027	Plan FY2027-2028	Plan FY2028-2029	Plan FY2029-2030 and Beyond	Total
801 0010 70 77	3003	Heacock Street South Extension	893,905						-
801 0010 70 77	2000	Heacock Street South Extension	43,413						-
801 0010 70 77	UNF	Heacock Street South Extension				11,000,000			11,000,000
801 0118	3000	Moreno Valley Gateway Monuments on SR-60 Freeway		400,000	600,000	600,000			1,600,000
801 0083	2000	Pavement Management Program (PMP)	5,022	60,000	60,000				120,000
801 0083	UNF	Pavement Management Program (PMP)				60,000	60,000	60,000	180,000
801 0015 70 76	2000	Residential Traffic Management Program	320,468	50,000	50,000	100,000			200,000
801 0064	3003	SR-60 / Redlands Boulevard Interchange	2,613,511						-
801 0064	1010	SR-60 / Redlands Boulevard Interchange	5,187						-
801 0064	UNF	SR-60 / Redlands Boulevard Interchange				63,000,000			63,000,000
801 0052 70 77	3003	SR-60 / World Logistics Center Parkway Interchange	2,960,645						-
801 0052 70 77	UNF	SR-60 / World Logistics Center Parkway Interchange				18,000,000	98,000,000		116,000,000
<b>Subtotal Street Improvements Partially Funded</b>			<b>8,350,310</b>	<b>3,995,000</b>	<b>4,195,000</b>	<b>107,820,000</b>	<b>101,395,000</b>	<b>4,760,000</b>	<b>222,165,000</b>
<b>Total Street Improvements</b>			<b>35,476,590</b>	<b>15,195,000</b>	<b>9,595,000</b>	<b>107,820,000</b>	<b>101,395,000</b>	<b>4,760,000</b>	<b>238,765,000</b>
<b>Bridges Fully Funded</b>									
<b>Bridges Partially Funded</b>									
802 0002 70 77	2000	Bridge Annual Inspection Program	62,583	10,000	10,000	10,000	10,000	10,000	50,000
802 0006	2000	Bridge Preventative Maintenance Program - Implementation Phase	235,843	500,000		500,000	500,000	4,000,000	5,500,000
802 0006	2301	Bridge Preventative Maintenance Program - Implementation Phase	943,371						-
802 0004	2301	Indian St / Cardinal Avenue Bridge (Over Lateral A)	694,179						-
802 0004	3301	Indian St / Cardinal Avenue Bridge (Over Lateral A)	610,697	800,000					800,000
802 0004	UNF	Indian St / Cardinal Avenue Bridge (Over Lateral A)	-			12,000,000			12,000,000
<b>Subtotal Bridges Partially Funded</b>			<b>2,546,673</b>	<b>1,310,000</b>	<b>10,000</b>	<b>12,510,000</b>	<b>510,000</b>	<b>4,010,000</b>	<b>18,350,000</b>
<b>Total Bridges</b>			<b>2,546,673</b>	<b>1,310,000</b>	<b>10,000</b>	<b>12,510,000</b>	<b>510,000</b>	<b>4,010,000</b>	<b>18,350,000</b>
<b>Buildings Fully Funded</b>									
803 0068	3000	Business & Employment Resource Center (BERC)		6,000,000					6,000,000
803 0059	3000	City Hall Elevator Modernization	541,000						-
803 0060	3000	City Hall Security Improvements	850,000						-
803 0061	3000	Civic Center Exterior Lighting Safety Upgrades	37,133						-
803 0042	3000	Corporate Yard Building / Fleet Shop Remodel	418,068						-
803 0062	3000	Corporate Yard Master Plan Update	499,969						-
803 0055	3000	Corporate Yard Office Building F	5,488,000	200,000					200,000
803 0050	3000	Fire Alarm Systems Replacement	1,568,225						-
803 0068	3000	Immersive Museum & Public Art Facility	10,000,000						-

City of Moreno Valley  
Capital Improvement Plan  
Fiscal Years 2025/26 and 2026/27  
Projects Listed by Category

Project No.	Fund	Project Description	Budget FY2024-2025	New Request FY2025-2026	New Request FY2026-2027	Plan FY2027-2028	Plan FY2028-2029	Plan FY2029-2030 and Beyond	Total
803 0052	3000	Main Library Renovation (Design)	250,000						-
803 0057	3000	Moreno Valley Senior Center Expansion	6,029,000						-
803 0063	3000	Police Station Evidence Room and Lockers Improvements	150,000	150,000					150,000
803 0053	3000	Public Safety Building HVAC Replacement	1,139,633						-
<b>Subtotal Buildings Fully Funded</b>			<b>26,971,028</b>	<b>6,350,000</b>	<b>-</b>	<b>-</b>	<b>-</b>	<b>-</b>	<b>6,350,000</b>
<b>Buildings Partially Funded</b>									
803 0067	3000	Conference and Recreation Center Renovations	617,133						-
803 0067	UNF	Conference and Recreation Center Renovations				350,000	100,000		450,000
803 0030	3016	Park Restroom Renovations at Various Sites	428,300	50,000	50,000	50,000	50,000	50,000	250,000
<b>Subtotal Buildings Partially Funded</b>			<b>1,045,433</b>	<b>50,000</b>	<b>50,000</b>	<b>400,000</b>	<b>150,000</b>	<b>50,000</b>	<b>700,000</b>
<b>Total Buildings</b>			<b>28,016,461</b>	<b>6,400,000</b>	<b>50,000</b>	<b>400,000</b>	<b>150,000</b>	<b>50,000</b>	<b>7,050,000</b>
<b>Drainage, Sewers, and Waterlines Fully Funded</b>									
804 0017	2001	Moreno MDP Line F-18	139,382						-
804 0017	3002	Moreno MDP Line F-18	1,714,964						-
804 0008	2001	Sunnymead Master Drainage Plan - Storm Drain Lines F and F-7	4,909						-
804 0008	2301	Sunnymead Master Drainage Plan - Storm Drain Lines F and F-7	36,940						-
804 0008	3002	Sunnymead Master Drainage Plan - Storm Drain Lines F and F-7	5,235,670						-
804 0015	3002	Sunnymead MDP Line B-16A	1,615,730						-
804 0022	2301	Sunnymead MDP Storm Drain Line H, Stage 3	2,400,000						-
804 0022	3002	Sunnymead MDP Storm Drain Line H, Stage 3	1,600,000						-
<b>Subtotal Drainage, Sewers, and Waterlines Fully Funded</b>			<b>12,747,595</b>	<b>-</b>	<b>-</b>	<b>-</b>	<b>-</b>	<b>-</b>	<b>-</b>
<b>Drainage, Sewers, and Waterlines Partially Funded</b>									
804 0018	2008	Citywide Full Trash Capture Device Installation	527,642	190,000	190,000	190,000	190,000	190,000	950,000
804 0021	1010	Moreno MDP Line K and Reche Canyon Debris Basin	36,727						-
804 0021	2301	Moreno MDP Line K and Reche Canyon Debris Basin	700,000						-
804 0021	3002	Moreno MDP Line K and Reche Canyon Debris Basin	3,500,000						-
804 0021	UNF	Moreno MDP Line K and Reche Canyon Debris Basin				11,800,000			11,800,000
804 0019	2008	Water Quality Basin Remediation	399,487	200,000	200,000	200,000	200,000	200,000	1,000,000
<b>Subtotal Drainage, Sewers, and Waterlines Partially Funded</b>			<b>5,163,856</b>	<b>390,000</b>	<b>390,000</b>	<b>12,190,000</b>	<b>390,000</b>	<b>390,000</b>	<b>13,750,000</b>
<b>Total Drainage, Sewers, and Waterlines</b>			<b>17,911,451</b>	<b>390,000</b>	<b>390,000</b>	<b>12,190,000</b>	<b>390,000</b>	<b>390,000</b>	<b>13,750,000</b>
<b>Electric Utility Fully Funded</b>									
805 0058	6011	Alessandro / Day / Cactus Loop	1,194,853						-
805 0072	6011	Battery Storage	5,260,000	2,500,000					2,500,000
805 0077	6011	Circuit Sensor Research and Development	49,415	30,000					30,000
805 0082	6011	Conference and Recreation Center Microgrid	300,000	5,725,000					5,725,000

City of Moreno Valley  
 Capital Improvement Plan  
 Fiscal Years 2025/26 and 2026/27  
 Projects Listed by Category

Project No.	Fund	Project Description	Budget FY2024-2025	New Request FY2025-2026	New Request FY2026-2027	Plan FY2027-2028	Plan FY2028-2029	Plan FY2029-2030 and Beyond	Total
805 0070	6011	Edgemont Substation	2,001,905						-
805 0081	6011	Electric Vehicle Charging Amphitheater Parking Lot	700,000						-
805 0083	6011	Electric Vehicle Charging City Hall Fleet Parking Lot	721,000	200,000					200,000
805 0073	6011	Electric Vehicle Charging Infrastructure	316,340		520,000				520,000
805 0060	6011	Electric Vehicle Charging Station Corporate Yard	365,000	100,000					100,000
805 0062	6011	Gentian Avenue Line Extension from Heacock Street to Indian Street	1,364,329						-
805 0080	6011	Ironwood Line Extension	5,400,000						-
805 0084	6011	Locust Line Extension		1,981,000					1,981,000
805 0085	6011	March Mountain High School Solar Street Lights		120,000					120,000
805 0064	6011	Moreno Beach Drive Line Extension from Cactus Avenue to John F. Kennedy Drive	1,708,517						-
805 0071	6011	Moreno Beach Drive Line Extension from Oliver Street to John F. Kennedy Drive	1,343,760						-
805 0065	6011	Moreno Valley Fire Station #6 SCE to MVU Cutover	138,597						-
805 0069	6011	Moreno Valley Substation Automation	2,497,499	1,027,501					1,027,501
805 0068	6011	Moreno Valley Substation Upgrades	7,600,715	10,000,000	4,000,000				14,000,000
805 0078	6011	MVU Building Remodel	700,000	1,500,000	1,000,000				2,500,000
805 0074	6011	MVU Warehousing Facilities for Storing Electrical Equipment	435,000	270,000					270,000
805 0086	6011	Public Safety Building Microgrid		175,000	6,000,000				6,175,000
<b>Subtotal Electric Utility Fully Funded</b>			<b>32,096,930</b>	<b>23,628,501</b>	<b>11,520,000</b>	<b>-</b>	<b>-</b>	<b>-</b>	<b>35,148,501</b>
<b>Electric Utility Partially Funded</b>									
805 0087	6011	Battery Storage at Moval South		280,000	8,025,000	7,625,000	7,625,000	7,625,000	31,180,000
805 0088	6011	Energy Storage at City Hall Campus		280,000	5,087,500	5,087,500	5,087,500	15,212,500	30,755,000
805 0089	6011	Switch Automation		515,000	510,000	510,000	510,000	1,020,000	3,065,000
805 0090	6011	Utility Field Office		15,000	350,000	9,000,000	4,000,000		13,365,000
805 0076	6011	World Logistics Center Substation	175,000	100,000	800,000	5,000,000	7,000,000	7,000,000	19,900,000
<b>Subtotal Electric Utility Partially Funded</b>			<b>175,000</b>	<b>1,190,000</b>	<b>14,772,500</b>	<b>27,222,500</b>	<b>24,222,500</b>	<b>30,857,500</b>	<b>98,265,000</b>
<b>Total Electric Utility</b>			<b>32,271,930</b>	<b>24,818,501</b>	<b>26,292,500</b>	<b>27,222,500</b>	<b>24,222,500</b>	<b>30,857,500</b>	<b>133,413,501</b>

City of Moreno Valley  
Capital Improvement Plan  
Fiscal Years 2025/26 and 2026/27  
Projects Listed by Category

Project No.	Fund	Project Description	Budget FY2024-2025	New Request FY2025-2026	New Request FY2026-2027	Plan FY2027-2028	Plan FY2028-2029	Plan FY2029-2030 and Beyond	Total
<b>Landscaping Partially Funded</b>									
806 SD	2050	Landscape Maintenance Districts Capital Improvement Renovation	50,000	175,000	225,000	180,000	300,000	275,000	1,155,000
806 SD	5013	Landscape Maintenance Districts Capital Improvement Renovation		310,000	250,000	300,000	250,000	350,000	1,460,000
806 SD	5014	Landscape Maintenance Districts Capital Improvement Renovation	425,000	720,000	850,000	800,000	850,000	900,000	4,120,000
806 SD	5111	Landscape Maintenance Districts Capital Improvement Renovation	500,000	475,000	400,000	450,000	375,000	550,000	2,250,000
806 SD	5112	Landscape Maintenance Districts Capital Improvement Renovation	60,000	150,000	100,000	150,000	150,000	300,000	850,000
806 SD	5114	Landscape Maintenance Districts Capital Improvement Renovation				25,000	25,000	50,000	100,000
<b>Subtotal Landscaping Partially Funded</b>			<b>1,035,000</b>	<b>1,830,000</b>	<b>1,825,000</b>	<b>1,905,000</b>	<b>1,950,000</b>	<b>2,425,000</b>	<b>9,935,000</b>
<b>Total Landscaping</b>			<b>1,035,000</b>	<b>1,830,000</b>	<b>1,825,000</b>	<b>1,905,000</b>	<b>1,950,000</b>	<b>2,425,000</b>	<b>9,935,000</b>
<b>Parks Fully Funded</b>									
807 0065	3015	Celebration Splash Pad Water Feature Renovation			3,000,000				3,000,000
807 0066	3016	Disc Golf Course-Hidden Springs Passive Park		150,000					150,000
807 0061	2300	Equestrian Center Enhancements	122,500						-
807 0061	3015	Equestrian Center Enhancements	122,500						-
807 0067	3016	Fencing Installation-Hidden Springs Park		200,000					200,000
807 0068	3016	Fitness Court			250,000				250,000
807 0062	2300	Gateway Park Revitalization Project-Dog Park	1,000,000						-
807 0062	3015	Gateway Park Revitalization Project-Dog Park	836,640						-
807 0069	3016	Half Basketball Court-Patriot Park		150,000					150,000
807 0063	3016	Lasselle Sports Park Parking Lot Expansion	62,775						-
807 0053	5113	LED Lighting Improvements at Various Parks	271,561						-
807 0053	3015	LED Lighting Improvements at Various Parks	70,000						-
807 0060	3006	Parks Rehabilitation and Refurbishment Program	5,898,168						-
807 0060	3015	Parks Rehabilitation and Refurbishment Program	2,131,831						-
807 0060	5113	Parks Rehabilitation and Refurbishment Program	1,020,397						-
807 0058	3015	Pump Track at Morrison Park	8,244,916						-
807 0070	3015	Shadow Mountain Park, Phase II		324,000					324,000
807 0071	3015	Sports Court Resurfacing-Variou Parks		100,000	100,000				200,000
807 0072	3015	Trash Receptacle Replacement-Variou Parks		350,000					350,000
<b>Subtotal Parks Fully Funded</b>			<b>19,781,288</b>	<b>1,274,000</b>	<b>3,350,000</b>	<b>-</b>	<b>-</b>	<b>-</b>	<b>4,624,000</b>
<b>Parks Partially Funded</b>									
807 0005 50 57	3016	Annual ADA Park Improvements	551,932	50,000	50,000	50,000	50,000	50,000	250,000
807 0073	3015	Entrance Arbors-Variou Parks		50,000	50,000	50,000	50,000	50,000	250,000
807 0074	3015	Install Security Cameras at Various Parks and Facilities		50,000	50,000	50,000	50,000	50,000	250,000
807 0075	3015	Park Monument Sign Replacement-Variou Parks		100,000	100,000	100,000	100,000	100,000	500,000
807 0076	3015	Parking Lot Resurfacing & Striping -Variou Parks		70,000	70,000	70,000	70,000	70,000	350,000

City of Moreno Valley  
 Capital Improvement Plan  
 Fiscal Years 2025/26 and 2026/27  
 Projects Listed by Category

Project No.	Fund	Project Description	Budget FY2024-2025	New Request FY2025-2026	New Request FY2026-2027	Plan FY2027-2028	Plan FY2028-2029	Plan FY2029-2030 and Beyond	Total
807 0076	5113	Parking Lot Resurfacing & Striping -Various Parks		30,000	30,000	30,000	30,000	30,000	150,000
807 0077	3015	Parks & Trails-General Improvements		100,000	100,000	100,000	100,000	100,000	500,000
807 0077	5113	Parks & Trails-General Improvements		50,000	50,000	50,000	50,000	50,000	250,000
807 0077	5016	Parks & Trails-General Improvements		20,000	20,000	20,000	20,000	20,000	100,000
807 0078	3015	Picnic Shelter Upgrades		100,000	100,000	100,000	100,000	100,000	500,000
<b>Subtotal Parks Partially Funded</b>			<b>551,932</b>	<b>620,000</b>	<b>620,000</b>	<b>620,000</b>	<b>620,000</b>	<b>620,000</b>	<b>3,100,000</b>
<b>Total Parks</b>			<b>20,333,220</b>	<b>1,894,000</b>	<b>3,970,000</b>	<b>620,000</b>	<b>620,000</b>	<b>620,000</b>	<b>7,724,000</b>
<b>Traffic Signals Fully Funded</b>									
808 0034	3000	Cactus Avenue Traffic Signal Improvements / I-215 to Perris Boulevard		25,000	25,000				50,000
808 0043	3302	Elsworth Street / Dracaea Avenue Modern Roundabout		847,000					847,000
808 0036	2301	Iris Avenue Corridor Safety Improvements / Heacock Street to Nason Street	419,644						-
808 0036	2000	Iris Avenue Corridor Safety Improvements / Heacock Street to Nason Street	42,427						-
808 0039	2001	ITS Master Plan Update	257,000						-
808 0041	2301	Moreno Valley Citywide Traffic Signal Safety Improvement Plan	280,000						-
808 0041	3004	Moreno Valley Citywide Traffic Signal Safety Improvement Plan	70,000						-
808 0038	2301	Overnight Intersection Visibility Systemic Safety Improvements	1,246,125						-
808 0038	2000	Overnight Intersection Visibility Systemic Safety Improvements	140,056						-
808 0037	2301	Perris Boulevard Signalized Intersection Safety Improvements	599,405						-
808 0037	2000	Perris Boulevard Signalized Intersection Safety Improvements	65,350						-
808 0040	3302	Redlands Boulevard / Locust Avenue Traffic Signal	246,436	1,300,000					1,300,000
808 0035	2301	Traffic Signal Upgrades	945,809						-
808 0035	2000	Traffic Signal Upgrades	99,006						-
<b>Subtotal Traffic Signals Fully Funded</b>			<b>4,411,258</b>	<b>2,172,000</b>	<b>25,000</b>	<b>-</b>	<b>-</b>	<b>-</b>	<b>2,197,000</b>
<b>Traffic Signals Partially Funded</b>									
808 0042	3001	Citywide Sign Post Reflective Sleeves	800,000	800,000	800,000	1,600,000			3,200,000
808 0033	2000	Citywide Traffic Sign Retroreflectivity Inventory	155,287	100,000	100,000	100,000			300,000
808 0044	3302	New Traffic Signal Installations		255,000	255,000	255,000			765,000
808 0004 70 76	2005	Traffic Signal Coordination Program	20,107			110,000			110,000
808 0004 70 76	3004	Traffic Signal Coordination Program		110,000	110,000				220,000
808 0013 70 76	2000	Traffic Signal Equipment Upgrades	155,480						-
808 0013 70 76	2001	Traffic Signal Equipment Upgrades	370,988	80,000	80,000	80,000			240,000
<b>Subtotal Traffic Signals Partially Funded</b>			<b>1,501,862</b>	<b>1,345,000</b>	<b>1,345,000</b>	<b>2,145,000</b>	<b>-</b>	<b>-</b>	<b>4,835,000</b>
<b>Total Traffic Signals</b>			<b>5,913,120</b>	<b>3,517,000</b>	<b>1,370,000</b>	<b>2,145,000</b>	<b>-</b>	<b>-</b>	<b>7,032,000</b>



City of Moreno Valley  
Capital Improvement Plan  
Fiscal Years 2025/26 and 2026/27  
Projects Listed by Category

Project No.	Fund	Project Description	Budget FY2024-2025	New Request FY2025-2026	New Request FY2026-2027	Plan FY2027-2028	Plan FY2028-2029	Plan FY2029-2030 and Beyond	Total
<b>Underground Utilities Fully Funded</b>									
809 0001 30 39	7220	Citywide Fiber Optic Communication Expansion	235,661						
<b>Subtotal Underground Utilities Fully Funded</b>			<b>235,661</b>						
<b>Underground Utilities Partially Funded</b>									
<b>Subtotal Underground Utilities Partially Funded</b>									
<b>Total Underground Utilities</b>			<b>235,661</b>						
<b>Other Fully Funded</b>									
810 0022	2000	Moreno Valley Roadway Safety Improvements In Three Areas	99,072						-
810 0022	2301	Moreno Valley Roadway Safety Improvements In Three Areas	356,935						-
810 0001 30 39	7220	Technology Services Equipment Upgrades	2,417,056						-
<b>Subtotal Other Fully Funded</b>			<b>2,873,063</b>	-	-	-	-	-	-
<b>Other Partially Funded</b>									
810 0028	2000	Public Works Asset Management		300,000	300,000	300,000	300,000	300,000	1,500,000
810 0028	6011	Public Works Asset Management		200,000	200,000	200,000	200,000	200,000	1,000,000
<b>Subtotal Other Partially Funded</b>			-	<b>500,000</b>	<b>500,000</b>	<b>500,000</b>	<b>500,000</b>	<b>500,000</b>	<b>2,500,000</b>
<b>Total Other</b>			<b>2,873,063</b>	<b>500,000</b>	<b>500,000</b>	<b>500,000</b>	<b>500,000</b>	<b>500,000</b>	<b>2,500,000</b>
Total Fully Funded			126,243,103	44,624,501	20,295,000	-	-	-	64,919,501
Total Partially Funded			20,370,066	11,230,000	23,707,500	165,312,500	129,737,500	43,612,500	373,600,000
<b>Grand Total</b>			<b>146,613,169</b>	<b>55,854,501</b>	<b>44,002,500</b>	<b>165,312,500</b>	<b>129,737,500</b>	<b>43,612,500</b>	<b>438,519,501</b>

**Capital Improvement Plan  
FY 2025-2030 and Beyond  
Summary By Category  
Amounts in \$1,000's**

Category	New Request FY2025-2026	New Request FY2026-2027	Plan FY2027-2028	Plan FY2028-2029	Plan FY2029-2030 and Beyond	Grand Totals
801 - Streets and Highways	15,195	9,595	107,820	101,395	4,760	238,765
802 - Bridges	1,310	10	12,510	510	4,010	18,350
803 - Buildings	6,400	50	400	150	50	7,050
804 - Drainage	390	390	12,190	390	390	13,750
805 - Electric Utility	24,819	26,293	27,223	24,223	30,858	133,414
806 - Landscaping	1,830	1,825	1,905	1,950	2,425	9,935
807 - Parks	1,894	3,970	620	620	620	7,724
808 - Traffic Signals	3,517	1,370	2,145	-	-	7,032
810 - Other	500	500	500	500	500	2,500
<b>Total by Fiscal Year</b>	<b>55,855</b>	<b>44,003</b>	<b>165,313</b>	<b>129,738</b>	<b>43,613</b>	<b>438,520</b>



# FY 2025/26 • 2026/27 PROJECTS LISTED BY FUND

CAPITAL IMPROVEMENT PLAN 2025/26 • 2026/27 / CITY OF MORENO VALLEY



City of Moreno Valley  
Capital Improvement Plan  
Fiscal Years 2025/26 and 2026/27  
Projects Listed by Fund

Project No.	Fund	Project Description	Budget FY2024-2025	New Request FY2025-2026	New Request FY2026-2027	Plan FY2027-2028	Plan FY2028-2029	Plan FY2029-2030 and Beyond	Total
<b>Fund 1010 - General Fund</b>									
<b>Public Works Department / Capital Projects Division</b>									
801 0064	1010	SR-60/ Redlands Boulevard Interchange	5,187						-
<b>Subtotal 1010-70-77-80001</b>			<b>5,187</b>	-	-	-	-	-	-
<b>Public Works Department / Capital Projects Division</b>									
804 0021	1010	Moreno MDP Line K and Reche Canyon Debris Basin	36,727						-
<b>Subtotal 1010-70-77-80004</b>			<b>36,727</b>	-	-	-	-	-	-
<b>Total Fund 1010</b>			<b>41,914</b>	-	-	-	-	-	-
<b>Fund 2000 - Gas Tax</b>									
<b>Public Works Department / Transportation Engineering Division</b>									
801 0015 70 76	2000	Residential Traffic Management Program	320,468	50,000	50,000	100,000			200,000
<b>Subtotal 2000-70-76-80001</b>			<b>320,468</b>	<b>50,000</b>	<b>50,000</b>	<b>100,000</b>	-	-	<b>200,000</b>
<b>Public Works Department / Capital Projects Division</b>									
801 0092	2000	Perris Boulevard / 330 Ft North of Bay Avenue to 660 Ft North of Bay Avenue	250,000						-
801 0008 70 77	2000	Annual ADA Compliant Access Upgrades	472,402	200,000	200,000	200,000			600,000
801 0065	2000	Easement Acquisition for Street Purposes	76,367	25,000	25,000	25,000			75,000
801 0010 70 77	2000	Heacock Street South Extension	43,413						-
801 0083	2000	Pavement Management Program (PMP)	5,022	60,000	60,000				120,000
801 0102	2000A	Citywide Pavement Rehabilitation Program FY 24/25	6,138,483						-
801 0115	2000A	Citywide Pavement Rehabilitation Program FY 25/26		5,400,000					5,400,000
801 0116	2000A	Citywide Pavement Rehabilitation Program FY 26/27			5,400,000				5,400,000
<b>Subtotal 2000-70-77-80001</b>			<b>6,985,687</b>	<b>5,685,000</b>	<b>5,685,000</b>	<b>225,000</b>	-	-	<b>11,595,000</b>
<b>Public Works Department / Maintenance &amp; Operations Division</b>									
801 0091	2000	Citywide Concrete Repair Program	170,489	150,000	150,000	200,000	200,000	200,000	900,000
<b>Subtotal 2000-70-78-80001</b>			<b>170,489</b>	<b>150,000</b>	<b>150,000</b>	<b>200,000</b>	<b>200,000</b>	<b>200,000</b>	<b>900,000</b>
<b>Public Works Department / Capital Projects Division</b>									
802 0002 70 77	2000	Bridge Annual Inspection Program	62,583	10,000	10,000	10,000	10,000	10,000	50,000
802 0006	2000	Bridge Preventative Maintenance Program - Implementation Phase	235,843	500,000		500,000	500,000	4,000,000	5,500,000
<b>Subtotal 2000-70-77-80002</b>			<b>298,426</b>	<b>510,000</b>	<b>10,000</b>	<b>510,000</b>	<b>510,000</b>	<b>4,010,000</b>	<b>5,550,000</b>



City of Moreno Valley  
 Capital Improvement Plan  
 Fiscal Years 2025/26 and 2026/27  
 Projects Listed by Fund

Project No.	Fund	Project Description	Budget FY2024-2025	New Request FY2025-2026	New Request FY2026-2027	Plan FY2027-2028	Plan FY2028-2029	Plan FY2029-2030 and Beyond	Total
<b>Public Works Department / Transportation Engineering Division</b>									
808 0036	2000	Iris Avenue Corridor Safety Improvements / Heacock Street to Nason Street	42,427						-
808 0038	2000	Overnight Intersection Visibility Systemic Safety Improvements	140,056						-
808 0037	2000	Perris Boulevard Signalized Intersection Safety Improvements	65,350						-
808 0035	2000	Traffic Signal Upgrades	99,006						-
808 0033	2000	Citywide Traffic Sign Retroreflectivity Inventory	155,287	100,000	100,000	100,000			300,000
808 0013 70 76	2000	Traffic Signal Equipment Upgrades	155,480						-
<b>Subtotal 2000-70-76-80008</b>			<b>657,606</b>	<b>100,000</b>	<b>100,000</b>	<b>100,000</b>	-	-	<b>300,000</b>
<b>Public Works Department / Capital Projects Division</b>									
810 0028	2000	Public Works Asset Management		300,000	300,000	300,000	300,000	300,000	1,500,000
<b>Subtotal 2000-70-77-80010</b>				<b>300,000</b>	<b>300,000</b>	<b>300,000</b>	<b>300,000</b>	<b>300,000</b>	<b>1,500,000</b>
<b>Public Works Department / Transportation Engineering Division</b>									
810 0022	2000	Moreno Valley Roadway Safety Improvements In Three Areas	99,072						-
<b>Subtotal 2000-70-76-80010</b>			<b>99,072</b>	-	-	-	-	-	-
<b>Total Fund 2000</b>			<b>8,531,748</b>	<b>6,795,000</b>	<b>6,295,000</b>	<b>1,435,000</b>	<b>1,010,000</b>	<b>4,510,000</b>	<b>20,045,000</b>
<b>Fund 2001 - Measure A</b>									
<b>Public Works Department / Maintenance &amp; Operations Division</b>									
801 0017 70 78	2001	Annual Pavement Maintenance - Crack Seal	148,108	60,000	60,000	85,000	85,000	100,000	390,000
<b>Subtotal 2001-70-78-80001</b>			<b>148,108</b>	<b>60,000</b>	<b>60,000</b>	<b>85,000</b>	<b>85,000</b>	<b>100,000</b>	<b>390,000</b>
<b>Public Works Department / Capital Projects Division</b>									
801 0117	2001	Edgemont Community Sidewalk and Street Improvements		3,000,000	3,000,000				6,000,000
801 0104	2001	Heacock Street / Cactus Avenue Commercial Vehicle Improvements	741,789						-
801 0107	2001	Steeple Chase Drive Reconstruction / Ironwood Avenue to Kalmia Avenue	484,484	3,800,000					3,800,000
<b>Subtotal 2001-70-77-80001</b>			<b>1,226,273</b>	<b>6,800,000</b>	<b>3,000,000</b>	-	-	-	<b>9,800,000</b>
<b>Public Works Department / Capital Projects Division</b>									
804 0017	2001	Moreno MDP Line F-18 and F-19	139,382						-
804 0008	2001	Sunnymead MDP - Storm Drain Lines F and F-7	4,909						-
<b>Subtotal 2001-70-77-80004</b>			<b>144,291</b>	-	-	-	-	-	-
<b>Public Works Department / Transportation Engineering Division</b>									
808 0039	2001	ITS Master Plan Update	257,000						-
808 0013 70 76	2001	Traffic Signal Equipment Upgrades	370,988	80,000	80,000	80,000			240,000
<b>Subtotal 2001-70-76-80008</b>			<b>627,988</b>	<b>80,000</b>	<b>80,000</b>	<b>80,000</b>	-	-	<b>240,000</b>
<b>Total Fund 2001</b>			<b>2,146,660</b>	<b>6,940,000</b>	<b>3,140,000</b>	<b>165,000</b>	<b>85,000</b>	<b>100,000</b>	<b>10,430,000</b>



City of Moreno Valley  
 Capital Improvement Plan  
 Fiscal Years 2025/26 and 2026/27  
 Projects Listed by Fund

Project No.	Fund	Project Description	Budget FY2024-2025	New Request FY2025-2026	New Request FY2026-2027	Plan FY2027-2028	Plan FY2028-2029	Plan FY2029-2030 and Beyond	Total
<b>Fund 2005 - Air Quality Management</b>									
<b>Public Works Department/ Transportation Engineering Division</b>									
808 0004 70 76	2005	Traffic Signal Coordination Program	20,107			110,000			110,000
<b>Subtotal 2005-70-76-80008</b>			<b>20,107</b>	<b>-</b>	<b>-</b>	<b>110,000</b>	<b>-</b>	<b>-</b>	<b>110,000</b>
<b>Total Fund 2005</b>			<b>20,107</b>	<b>-</b>	<b>-</b>	<b>110,000</b>	<b>-</b>	<b>-</b>	<b>110,000</b>
<b>Fund 2008 - Storm Water Management</b>									
<b>Public Works Department / Land Development Division</b>									
804 0018	2008	Citywide Full Trash Capture Device Installation	527,642	190,000	190,000	190,000	190,000	190,000	950,000
804 0019	2008	Water Quality Basin Remediation	399,487	200,000	200,000	200,000	200,000	200,000	1,000,000
<b>Subtotal 2008-70-29-80004</b>			<b>927,129</b>	<b>390,000</b>	<b>390,000</b>	<b>390,000</b>	<b>390,000</b>	<b>390,000</b>	<b>1,950,000</b>
<b>Total Fund 2008</b>			<b>927,129</b>	<b>390,000</b>	<b>390,000</b>	<b>390,000</b>	<b>390,000</b>	<b>390,000</b>	<b>1,950,000</b>
<b>Fund 2050 - CFD No 2014-01</b>									
<b>Financial &amp; Management Services Department / Special Districts Division</b>									
806 SD	2050	Landscape Maintenance Districts Capital Improvement Renovation	50,000	175,000	225,000	180,000	300,000	275,000	1,155,000
<b>Subtotal 2050-30-79-79006</b>			<b>50,000</b>	<b>175,000</b>	<b>225,000</b>	<b>180,000</b>	<b>300,000</b>	<b>275,000</b>	<b>1,155,000</b>
<b>Total Fund 2050</b>			<b>50,000</b>	<b>175,000</b>	<b>225,000</b>	<b>180,000</b>	<b>300,000</b>	<b>275,000</b>	<b>1,155,000</b>
<b>Fund 2300 - Other Grants</b>									
<b>Parks &amp; Community Services Department / Parks Maintenance Division</b>									
807 0061	2300	Equestrian Center Enhancements	122,500						-
807 0062	2300	Gateway Park Revitalization Project-Dog Park	1,000,000						-
<b>Subtotal 2300-50-57-80007</b>			<b>1,122,500</b>	<b>-</b>	<b>-</b>	<b>-</b>	<b>-</b>	<b>-</b>	<b>-</b>
<b>Total Fund 2300</b>			<b>1,122,500</b>	<b>-</b>	<b>-</b>	<b>-</b>	<b>-</b>	<b>-</b>	<b>-</b>
<b>Fund 2301 - Capital Projects Grants</b>									
<b>Public Works Department / Capital Projects Division</b>									
801 0109	2301	ADA Curb Ramps Remediation Project	1,523,053						-
<b>Subtotal 2301-70-77-80001</b>			<b>1,523,053</b>	<b>-</b>	<b>-</b>	<b>-</b>	<b>-</b>	<b>-</b>	<b>-</b>
<b>Public Works Department / Capital Projects Division</b>									
802 0006	2301	Bridge Preventative Maintenance Program - Implementation Phase	943,371						-
802 0004	2301	Indian St / Cardinal Avenue Bridge (Over Lateral A)	694,179						-
<b>Subtotal 2301-70-77-80002</b>			<b>1,637,550</b>	<b>-</b>	<b>-</b>	<b>-</b>	<b>-</b>	<b>-</b>	<b>-</b>
<b>Public Works Department / Capital Projects Division</b>									
804 0008	2301	Sunnymead Master Drainage Plan - Storm Drain Lines F and F-7	36,940						-

City of Moreno Valley  
 Capital Improvement Plan  
 Fiscal Years 2025/26 and 2026/27  
 Projects Listed by Fund

Project No.	Fund	Project Description	Budget FY2024-2025	New Request FY2025-2026	New Request FY2026-2027	Plan FY2027-2028	Plan FY2028-2029	Plan FY2029-2030 and Beyond	Total
804 0022	2301	Sunnymead MDP Storm Drain Line H, Stage 3	2,400,000						-
804 0021	2301	Moreno MDP Line K and Reche Canyon Debris Basin	700,000						-
<b>Subtotal 2301-70-77-80004</b>			<b>3,136,940</b>	-	-	-	-	-	-
<b>Public Works Department / Transportation Engineering Division</b>									
808 0036	2301	Iris Avenue Corridor Safety Improvements / Heacock Street to Nason Street	419,644						-
808 0041	2301	Moreno Valley Citywide Traffic Signal Safety Improvement Plan	280,000						-
808 0038	2301	Overnight Intersection Visibility Systemic Safety Improvements	1,246,125						-
808 0037	2301	Perris Boulevard Signalized Intersection Safety Improvements	599,405						-
808 0035	2301	Traffic Signal Upgrades	945,809						-
<b>Subtotal 2301-70-76-80008</b>			<b>3,490,983</b>	-	-	-	-	-	-
<b>Public Works Department / Transportation Engineering Division</b>									
810 0022	2301	Moreno Valley Roadway Safety Improvements In Three Areas	356,935						-
<b>Subtotal 2301-70-76-80010</b>			<b>356,935</b>	-	-	-	-	-	-
<b>Total Fund 2301</b>			<b>10,145,461</b>	-	-	-	-	-	-
<b>Fund 2512 - Community Development Block Grant</b>									
<b>Public Works Department / Capital Projects Division</b>									
801 0111	2512	Bay Avenue Sidewalk Improvements - Day Street to Grant Street (CDBG FY 24/25)	1,225,977						-
801 0110	2512	Pavement Rehabilitation for Various Local Streets (CDBG FY 23/24)	1,517,450						-
<b>Subtotal 2512-70-77-80001</b>			<b>2,743,427</b>	-	-	-	-	-	-
<b>Total Fund 2512</b>			<b>2,743,427</b>	-	-	-	-	-	-
<b>Fund 3000 - Facility Construction</b>									
<b>Parks &amp; Community Services Department / Library Services Division</b>									
803 0052	3000	Main Library Renovation (Design)	250,000						-
<b>Subtotal 3000-50-56-80003</b>			<b>250,000</b>	-	-	-	-	-	-
<b>Parks &amp; Community Services Department / Park Maintenance Division</b>									
803 0068	3000	Business & Employment Resource Center (BERC)		6,000,000					<b>6,000,000</b>
803 0068	3000	Immersive Museum & Public Art Facility	10,000,000						-
803 0057	3000	Moreno Valley Senior Center Expansion	6,029,000						-
<b>Subtotal 3000-50-57-80003</b>			<b>16,029,000</b>	<b>6,000,000</b>	-	-	-	-	<b>6,000,000</b>

City of Moreno Valley  
Capital Improvement Plan  
Fiscal Years 2025/26 and 2026/27  
Projects Listed by Fund

Project No.	Fund	Project Description	Budget FY2024-2025	New Request FY2025-2026	New Request FY2026-2027	Plan FY2027-2028	Plan FY2028-2029	Plan FY2029-2030 and Beyond	Total
<b>Public Works Department / Fleet &amp; Facilities Division</b>									
803 0059	3000	City Hall Elevator Modernization	541,000						-
803 0060	3000	City Hall Security Improvements	850,000						-
803 0061	3000	Civic Center Exterior Lighting Safety Upgrades	37,133						-
803 0067	3000	Conference and Recreation Center Renovations	617,133						-
803 0042	3000	Corporate Yard Building/ Fleet Shop Remodel	418,068						-
803 0062	3000	Corporate Yard Master Plan Update	499,969						-
803 0055	3000	Corporate Yard Office Building F	5,488,000	200,000					200,000
803 0050	3000	Fire Alarm Systems Replacement	1,568,225						-
803 0053	3000	Public Safety Building HVAC Replacement	1,139,633						-
<b>Subtotal 3000-70-40-80003</b>			<b>11,159,161</b>	<b>200,000</b>	<b>-</b>	<b>-</b>	<b>-</b>	<b>-</b>	<b>200,000</b>
<b>Public Works Department / Transportation Division</b>									
808 0034	3000	Cactus Avenue Traffic Signal Improvements / I-215 to Perris Boulevard		25,000	25,000				50,000
<b>Subtotal 3000-70-76-80008</b>			<b>-</b>	<b>25,000</b>	<b>25,000</b>	<b>-</b>	<b>-</b>	<b>-</b>	<b>50,000</b>
<b>Public Works Department / Capital Projects Division</b>									
801 0118	1010	Moreno Valley Gateway Monuments on SR-60 Freeway		400,000	600,000	600,000			1,600,000
<b>Subtotal 3000-70-77-80001</b>			<b>-</b>	<b>400,000</b>	<b>600,000</b>	<b>600,000</b>	<b>-</b>	<b>-</b>	<b>1,600,000</b>
<b>Police Department / Administration Division</b>									
803 0063	3000	Police Station Evidence Room and Lockers Improvements	150,000	150,000					150,000
<b>Subtotal 3000-60-65-80003</b>			<b>150,000</b>	<b>150,000</b>	<b>-</b>	<b>-</b>	<b>-</b>	<b>-</b>	<b>150,000</b>
<b>Total Fund 3000</b>			<b>27,588,161</b>	<b>6,775,000</b>	<b>625,000</b>	<b>600,000</b>	<b>-</b>	<b>-</b>	<b>8,000,000</b>

**Fund 3001 - Capital Improvements**

<b>Public Works Department / Transportation Engineering Division</b>									
808 0042	3001	Citywide Sign Post Reflective Sleeves	800,000	800,000	800,000	1,600,000			3,200,000
<b>Subtotal 3001-70-76-80008</b>			<b>800,000</b>	<b>800,000</b>	<b>800,000</b>	<b>1,600,000</b>	<b>-</b>	<b>-</b>	<b>3,200,000</b>
<b>Total Fund 3001</b>			<b>800,000</b>	<b>800,000</b>	<b>800,000</b>	<b>1,600,000</b>	<b>-</b>	<b>-</b>	<b>3,200,000</b>

**Fund 3002 - Public Works General Capital Projects**

<b>Public Works Department / Capital Projects Division</b>									
801 0099	3002	Badlands Landfill Integrated Project (BLIP)	3,200,980						-
801 0100	3002	Badlands Landfill Maintenance Project	150,000	50,000	50,000	50,000	50,000	1,400,000	1,600,000
<b>Subtotal 3002-70-77-80001</b>			<b>3,350,980</b>	<b>50,000</b>	<b>50,000</b>	<b>50,000</b>	<b>50,000</b>	<b>1,400,000</b>	<b>1,600,000</b>

City of Moreno Valley  
Capital Improvement Plan  
Fiscal Years 2025/26 and 2026/27  
Projects Listed by Fund

Project No.	Fund	Project Description	Budget FY2024-2025	New Request FY2025-2026	New Request FY2026-2027	Plan FY2027-2028	Plan FY2028-2029	Plan FY2029-2030 and Beyond	Total
<b>Public Works Department / Capital Projects Division</b>									
804 0017	3002	Moreno MDP Line F-18 and F-19	1,714,964						-
804 0022	3002	Sunnymead MDP Storm Drain Line H, Stage 3	1,600,000						-
804 0021	3002	Moreno MDP Line K and Reche Canyon Debris Basin	3,500,000						-
804 0008	3002	Sunnymead Master Drainage Plan - Storm Drain Lines F and F-7	5,235,670						-
804 0015	3002	Sunnymead MDP Line B-16A	1,615,730						-
<b>Subtotal 3002-70-77-80004</b>			<b>13,666,364</b>	-	-	-	-	-	-
<b>Total Fund 3002</b>			<b>17,017,344</b>	<b>50,000</b>	<b>50,000</b>	<b>50,000</b>	<b>50,000</b>	<b>1,400,000</b>	<b>1,600,000</b>
<b>Fund 3003 - TUMF Capital Projects</b>									
<b>Public Works Department / Capital Projects Division</b>									
801 0010 70 77	3003	Heacock Street South Extension	893,905						-
801 0052 70 77	3003	SR-60/ World Logistics Center Parkway Interchange	2,960,645						-
801 0064	3003	SR-60/ Redlands Boulevard Interchange	2,613,511						-
<b>Subtotal 3003-70-77-80001</b>			<b>6,468,061</b>	-	-	-	-	-	-
<b>Total Fund 3003</b>			<b>6,468,061</b>	-	-	-	-	-	-
<b>Fund 3004 - Traffic Signal Mitigation</b>									
<b>Public Works Department / Transportation Division</b>									
808 0041	3004	Moreno Valley Citywide Traffic Signal Safety Improvement Plan	70,000						-
808 004 70 76	3004	Traffic Signal Coordination Program		110,000	110,000				220,000
<b>Subtotal 3004-70-77-80001</b>			<b>70,000</b>	<b>110,000</b>	<b>110,000</b>	-	-	-	<b>220,000</b>
<b>Total Fund 3004</b>			<b>70,000</b>	<b>110,000</b>	<b>110,000</b>	-	-	-	<b>220,000</b>
<b>Fund 3006 - PCS Capital Projects</b>									
<b>Parks &amp; Community Services Department / Parks Maintenance Division</b>									
807 0060	3006	Parks Rehabilitation & Refurbishment Program	5,898,168						-
<b>Subtotal 3006-50-57-80007</b>			<b>5,898,168</b>	-	-	-	-	-	-
<b>Total Fund 3006</b>			<b>5,898,168</b>	-	-	-	-	-	-
<b>Fund 3008 - Capital Projects Reimbursements</b>									
<b>Public Works Department / Capital Projects Division</b>									
801 0103	3008	City/EMWD Partnership to Rehab Various Streets	1,600,000						-
801 0102	3008	Citywide Pavement Rehabilitation Program FY24/25	7,214,405						-
801 0110	3008	Pavement Rehabilitation for Various Local Streets (CDBG FY 23/24)	2,499,905						-
<b>Subtotal 3008-70-77-80001</b>			<b>11,314,310</b>	-	-	-	-	-	-

City of Moreno Valley  
Capital Improvement Plan  
Fiscal Years 2025/26 and 2026/27  
Projects Listed by Fund

Project No.	Fund	Project Description	Budget FY2024-2025	New Request FY2025-2026	New Request FY2026-2027	Plan FY2027-2028	Plan FY2028-2029	Plan FY2029-2030 and Beyond	Total
<b>Total Fund 3008</b>			<b>11,314,310</b>	-	-	-	-	-	-
<b>Fund 3015 - PCS Capital Proj (Parkland)</b>									
<b>Parks &amp; Community Services Department / Parks Maintenance Division</b>									
807 0065	3015	Celebration Splash Pad Water Feature Renovation			3,000,000				3,000,000
807 0061	3015	Equestrian Center Enhancements	122,500						-
807 0062	3015	Gateway Park Revitalization Project-Dog Park	836,640						-
807 0053	3015	LED Lighting Improvements at Various Parks	70,000						-
807 0060	3015	Parks Rehabilitation and Refurbishment Program	2,131,831						-
807 0058	3015	Pump Track at Morrison Park	8,244,916						-
807 0070	3015	Shadow Mountain Park, Phase II		324,000					324,000
807 0071	3015	Sports Court Resurfacing-Variou Parks		100,000	100,000				200,000
807 0072	3015	Trash Receptacle Replacement-Variou Parks		350,000					350,000
807 0073	3015	Entrance Arbors-Variou Parks		50,000	50,000	50,000	50,000	50,000	250,000
807 0074	3015	Install Security Cameras at Various Parks and Facilities		50,000	50,000	50,000	50,000	50,000	250,000
807 0075	3015	Park Monument Sign Replacement-Variou Parks		100,000	100,000	100,000	100,000	100,000	500,000
807 0076	3015	Parking Lot Resurfacing & Striping -Variou Parks		70,000	70,000	70,000	70,000	70,000	350,000
807 0077	3015	Parks & Trails-General Improvements		100,000	100,000	100,000	100,000	100,000	500,000
807 0078	3015	Picnic Shelter Upgrades		100,000	100,000	100,000	100,000	100,000	500,000
<b>Subtotal Parkland 3015-50-57-80007</b>			<b>11,405,887</b>	<b>1,244,000</b>	<b>3,570,000</b>	<b>470,000</b>	<b>470,000</b>	<b>470,000</b>	<b>6,224,000</b>
<b>Total Fund 3015</b>			<b>11,405,887</b>	<b>1,244,000</b>	<b>3,570,000</b>	<b>470,000</b>	<b>470,000</b>	<b>470,000</b>	<b>6,224,000</b>
<b>Fund 3016 - PCS Capital Proj (Quimby)</b>									
<b>Parks &amp; Community Services Department / Parks Maintenance Division</b>									
803 0030	3016	Park Restroom Renovations at Various Sites	428,300	50,000	50,000	50,000	50,000	50,000	250,000
<b>Subtotal Quimby 3016-50-57-80003</b>			<b>428,300</b>	<b>50,000</b>	<b>50,000</b>	<b>50,000</b>	<b>50,000</b>	<b>50,000</b>	<b>250,000</b>
<b>Parks &amp; Community Services Department / Parks Maintenance Division</b>									
807 0066	3016	Disc Golf Course-Hidden Springs Passive Park		150,000					150,000
807 0067	3016	Fencing Installation-Hidden Springs Park		200,000					200,000
807 0068	3016	Fitness Court			250,000				250,000
807 0069	3016	Half Basketball Court-Patriot Park		150,000					150,000
807 0063	3016	Lasselle Sports Park Parking Lot Expansion	62,775						-
807 0005 50 57	3016	Annual ADA Park Improvements	551,932	50,000	50,000	50,000	50,000	50,000	250,000
<b>Subtotal Quimby 3016-50-57-80007</b>			<b>614,707</b>	<b>550,000</b>	<b>300,000</b>	<b>50,000</b>	<b>50,000</b>	<b>50,000</b>	<b>1,000,000</b>
<b>Total Fund 3016</b>			<b>1,043,007</b>	<b>600,000</b>	<b>350,000</b>	<b>100,000</b>	<b>100,000</b>	<b>100,000</b>	<b>1,250,000</b>

City of Moreno Valley  
 Capital Improvement Plan  
 Fiscal Years 2025/26 and 2026/27  
 Projects Listed by Fund

Project No.	Fund	Project Description	Budget FY2024-2025	New Request FY2025-2026	New Request FY2026-2027	Plan FY2027-2028	Plan FY2028-2029	Plan FY2029-2030 and Beyond	Total
<b>Fund 3301 - DIF Arterial Streets Capital Projects</b>									
<b>Public Works Department / Capital Projects Division</b>									
801 0106	3301	Cactus Avenue Reconstruction / I-215 to Elsworth Street	390,793						-
801 0092	3301	Perris Boulevard / 330 Ft North of Bay Avenue to 660 Ft North of Bay Avenue	400,000						-
801 0113	3301	Alessandro Boulevard Improvements - Moreno Beach Drive to 1270 Feet West		1,000,000					1,000,000
801 0114	3301	Alessandro Boulevard Improvements - Nason Street to 1250 Feet East		1,000,000					1,000,000
<b>Subtotal 3301-70-77-80001</b>			<b>790,793</b>	<b>2,000,000</b>	-	-	-	-	<b>2,000,000</b>
<b>Public Works Department / Capital Projects Division</b>									
802 0004	3301	Indian Street/ Cardinal Avenue Bridge (Over Lateral A)	610,697	800,000					800,000
<b>Subtotal 3301-70-77-80002</b>			<b>610,697</b>	<b>800,000</b>	-	-	-	-	<b>800,000</b>
<b>Public Works Department/ Transportation Division</b>									
801 0105	3301	Redlands Boulevard Streetlight Improvements / Grelock Drive to North City Limits	329,754						-
<b>Subtotal 3301-70-76-80001</b>			<b>329,754</b>	-	-	-	-	-	-
<b>Total Fund 3301</b>			<b>1,731,244</b>	<b>2,800,000</b>	-	-	-	-	<b>2,800,000</b>
<b>Fund 3302 - DIF Traffic Signal Capital Projects</b>									
<b>Public Works Department / Transportation Engineering Division</b>									
808 0043	3302	Elsworth Street / Dracaea Avenue Modern Roundabout		847,000					847,000
808 0040	3302	Redlands Boulevard / Locust Avenue Traffic Signal	246,436	1,300,000					1,300,000
808 0044	3302	New Traffic Signal Installations		255,000	255,000	255,000			765,000
<b>Subtotal 3302-70-76-80008</b>			<b>246,436</b>	<b>2,402,000</b>	<b>255,000</b>	<b>255,000</b>	-	-	<b>2,912,000</b>
<b>Total Fund 3302</b>			<b>246,436</b>	<b>2,402,000</b>	<b>255,000</b>	<b>255,000</b>	-	-	<b>2,912,000</b>
<b>Fund 3311 - DIF Interchange Improvements Capital Projects</b>									
<b>Public Works Department / Capital Projects Division</b>									
801 0106	3311	Cactus Avenue Reconstruction / I-215 to Elsworth Street	100,000						-
<b>Subtotal 3311-70-77-80001</b>			<b>100,000</b>	-	-	-	-	-	-
<b>Total Fund 3311</b>			<b>100,000</b>	-	-	-	-	-	-



City of Moreno Valley  
Capital Improvement Plan  
Fiscal Years 2025/26 and 2026/27  
Projects Listed by Fund

Project No.	Fund	Project Description	Budget FY2024-2025	New Request FY2025-2026	New Request FY2026-2027	Plan FY2027-2028	Plan FY2028-2029	Plan FY2029-2030 and Beyond	Total
<b>Fund 5013 - Zone E Extensive Landscape</b>									
<b>Financial &amp; Management Services Department / Special Districts Division</b>									
806 SD	5013	Landscape Maintenance Districts Capital Improvement Renovation		310,000	250,000	300,000	250,000	350,000	1,460,000
<b>Subtotal 5013-30-79-79006</b>			-	<b>310,000</b>	<b>250,000</b>	<b>300,000</b>	<b>250,000</b>	<b>350,000</b>	<b>1,460,000</b>
<b>Total Fund 5013</b>			-	<b>310,000</b>	<b>250,000</b>	<b>300,000</b>	<b>250,000</b>	<b>350,000</b>	<b>1,460,000</b>
<b>Fund 5014 - LMD 2014-02 Landscape Maint Dist</b>									
<b>Financial &amp; Management Services Department / Special Districts Division</b>									
806 SD	5014	Landscape Maintenance Districts Capital Improvement Renovation	425,000	720,000	850,000	800,000	850,000	900,000	4,120,000
<b>Subtotal 5014-30-79-79006</b>			<b>425,000</b>	<b>720,000</b>	<b>850,000</b>	<b>800,000</b>	<b>850,000</b>	<b>900,000</b>	<b>4,120,000</b>
<b>Total Fund 5014</b>			<b>425,000</b>	<b>720,000</b>	<b>850,000</b>	<b>800,000</b>	<b>850,000</b>	<b>900,000</b>	<b>4,120,000</b>
<b>Fund 5016 - CFD 2021-01 Parks Facility Maint</b>									
<b>Parks &amp; Community Services Department / Parks Maintenance Division</b>									
807 0077	5016	Parks & Trails-General Improvements		20,000	20,000	20,000	20,000	20,000	100,000
<b>Subtotal 5016-50-57-80007</b>			-	<b>20,000</b>	<b>20,000</b>	<b>20,000</b>	<b>20,000</b>	<b>20,000</b>	<b>100,000</b>
<b>Total Fund 5016</b>			-	<b>20,000</b>	<b>20,000</b>	<b>20,000</b>	<b>20,000</b>	<b>20,000</b>	<b>100,000</b>
<b>Fund 5111 - Zone D Standard Landscape</b>									
<b>Financial &amp; Management Services Department / Special Districts Division</b>									
806 SD	5111	Landscape Maintenance Districts Capital Improvement Renovation	500,000	475,000	400,000	450,000	375,000	550,000	2,250,000
<b>Subtotal 5111-30-79-79006</b>			<b>500,000</b>	<b>475,000</b>	<b>400,000</b>	<b>450,000</b>	<b>375,000</b>	<b>550,000</b>	<b>2,250,000</b>
<b>Total Fund 5111</b>			<b>500,000</b>	<b>475,000</b>	<b>400,000</b>	<b>450,000</b>	<b>375,000</b>	<b>550,000</b>	<b>2,250,000</b>
<b>Fund 5112 - Zone M Medians</b>									
<b>Financial &amp; Management Services Department / Special Districts Division</b>									
806 SD	5112	Landscape Maintenance Districts Capital Improvement Renovation	60,000	150,000	100,000	150,000	150,000	300,000	850,000
<b>Subtotal 5112-30-79-79006</b>			<b>60,000</b>	<b>150,000</b>	<b>100,000</b>	<b>150,000</b>	<b>150,000</b>	<b>300,000</b>	<b>850,000</b>
<b>Total Fund 5112</b>			<b>60,000</b>	<b>150,000</b>	<b>100,000</b>	<b>150,000</b>	<b>150,000</b>	<b>300,000</b>	<b>850,000</b>
<b>Fund 5113 - CFD #1</b>									
<b>Parks &amp; Community Services Department / Parks Maintenance Division</b>									
807 0053	5113	LED Lighting Improvements at Various Parks	271,561						-
807 0060	5113	Parks Rehabilitation and Refurbishment Program	1,020,397						-

City of Moreno Valley  
 Capital Improvement Plan  
 Fiscal Years 2025/26 and 2026/27  
 Projects Listed by Fund

Project No.	Fund	Project Description	Budget FY2024-2025	New Request FY2025-2026	New Request FY2026-2027	Plan FY2027-2028	Plan FY2028-2029	Plan FY2029-2030 and Beyond	Total
807 0076	5113	Parking Lot Resurfacing & Striping -Various Parks		30,000	30,000	30,000	30,000	30,000	150,000
807 0077	5113	Parks & Trails-General Improvements		50,000	50,000	50,000	50,000	50,000	250,000
<b>Subtotal 5113-50-57-80007</b>			<b>1,291,958</b>	<b>80,000</b>	<b>80,000</b>	<b>80,000</b>	<b>80,000</b>	<b>80,000</b>	<b>400,000</b>
<b>Total Fund 5113</b>			<b>1,291,958</b>	<b>80,000</b>	<b>80,000</b>	<b>80,000</b>	<b>80,000</b>	<b>80,000</b>	<b>400,000</b>

Fund 5114 - Zone S

Financial & Management Services Department / Special Districts Division

806 SD	5114	Landscape Maintenance Districts Capital Improvement Renovation				25,000	25,000	50,000	100,000
<b>Subtotal 5114-30-79-79006</b>			<b>-</b>	<b>-</b>	<b>-</b>	<b>25,000</b>	<b>25,000</b>	<b>50,000</b>	<b>100,000</b>
<b>Total Fund 5114</b>			<b>-</b>	<b>-</b>	<b>-</b>	<b>25,000</b>	<b>25,000</b>	<b>50,000</b>	<b>100,000</b>

Fund 6011 - Electric - Restricted Assets

Financial and Management Services Department / Electric Utility Division

805 0058	6011	Alessandro / Day / Cactus Loop	1,194,853						-
805 0072	6011	Battery Storage	5,260,000	2,500,000					2,500,000
805 0087	6011	Battery Storage at Moval South		280,000	8,025,000	7,625,000	7,625,000	7,625,000	31,180,000
805 0077	6011	Circuit Sensor Research and Development	49,415	30,000					30,000
805 0082	6011	Conference and Recreation Center Microgrid	300,000	5,725,000					5,725,000
805 0070	6011	Edgemont Substation	2,001,905						-
805 0081	6011	Electric Vehicle Charging Amphitheater Parking Lot	700,000						-
805 0083	6011	Electric Vehicle Charging City Hall Fleet Parking Lot	721,000	200,000					200,000
805 0073	6011	Electric Vehicle Charging Infrastructure	316,340		520,000				520,000
805 0060	6011	Electric Vehicle Charging Station Corporate Yard	365,000	100,000					100,000

City of Moreno Valley  
Capital Improvement Plan  
Fiscal Years 2025/26 and 2026/27  
Projects Listed by Fund


Project No.	Fund	Project Description	Budget FY2024-2025	New Request FY2025-2026	New Request FY2026-2027	Plan FY2027-2028	Plan FY2028-2029	Plan FY2029-2030 and Beyond	Total
805 0088	6011	Energy Storage at City Hall Campus		280,000	5,087,500	5,087,500	5,087,500	15,212,500	30,755,000
805 0062	6011	Gentian Avenue Line Extension from Heacock Street to Indian Street	1,364,329						-
805 0080	6011	Ironwood Line Extension	5,400,000						-
805 0084	6011	Locust Line Extension		1,981,000					1,981,000
805 0085	6011	March Mountain High School Solar Street Lights		120,000					120,000
805 0064	6011	Moreno Beach Drive Line Extension from Cactus Avenue to John F. Kennedy Drive	1,708,517						-
805 0071	6011	Moreno Beach Drive Line Extension from Oliver Street to John F. Kennedy Drive	1,343,760						-
805 0065	6011	Moreno Valley Fire Station #6 SCE to MVU Cutover	138,597						-
805 0069	6011	Moreno Valley Substation Automation	2,497,499	1,027,501					1,027,501
805 0068	6011	Moreno Valley Substation Upgrades	7,600,715	10,000,000	4,000,000				14,000,000
805 0078	6011	MVU Building Remodel	700,000	1,500,000	1,000,000				2,500,000
805 0074	6011	MVU Warehousing Facilities for Storing Electrical Equipment	435,000	270,000					270,000
805 0086	6011	Public Safety Building Microgrid		175,000	6,000,000				6,175,000
805 0089	6011	Switch Automation		515,000	510,000	510,000	510,000	1,020,000	3,065,000
805 0090	6011	Utility Field Office		15,000	350,000	9,000,000	4,000,000		13,365,000
805 0076	6011	World Logistics Center Substation	175,000	100,000	800,000	5,000,000	7,000,000	7,000,000	19,900,000
<b>Subtotal 6011-70-80-80005</b>			<b>32,271,930</b>	<b>24,818,501</b>	<b>26,292,500</b>	<b>27,222,500</b>	<b>24,222,500</b>	<b>30,857,500</b>	<b>133,413,501</b>
<b>Financial and Management Services Department / Electric Utility Division</b>									
810 0028	6011	Public Works Asset Management		200,000	200,000	200,000	200,000	200,000	1,000,000
<b>Subtotal 6011-70-80-80010</b>			<b>-</b>	<b>200,000</b>	<b>200,000</b>	<b>200,000</b>	<b>200,000</b>	<b>200,000</b>	<b>1,000,000</b>
<b>Total Fund 6011</b>			<b>32,271,930</b>	<b>25,018,501</b>	<b>26,492,500</b>	<b>27,422,500</b>	<b>24,422,500</b>	<b>31,057,500</b>	<b>134,413,501</b>
<b>Fund 7220 - Technology Services Asset Fund</b>									
<b>City Manager Department / Technology Services Division</b>									
809 0001 30 39	7220	Citywide Fiber Optic Communication Expansion	235,661						
<b>Subtotal 7220-16-39-80009</b>			<b>235,661</b>	<b>-</b>	<b>-</b>	<b>-</b>	<b>-</b>	<b>-</b>	<b>-</b>
<b>City Manager Department / Technology Services Division</b>									
810 0001 30 39	7220	Technology Services Equipment Upgrades	2,417,056						
<b>Subtotal 7220-16-39-80010</b>			<b>2,417,056</b>	<b>-</b>	<b>-</b>	<b>-</b>	<b>-</b>	<b>-</b>	<b>-</b>
<b>Total Fund 7220</b>			<b>2,652,717</b>	<b>-</b>	<b>-</b>	<b>-</b>	<b>-</b>	<b>-</b>	<b>-</b>
<b>UNFUNDED</b>									
801 0106	UNF	Cactus Avenue Reconstruction / I-215 to Elsworth Street				11,500,000			11,500,000
801 0117	UNF	Edgemont Community Sidewalk and Street Improvements				3,000,000	3,000,000	3,000,000	9,000,000

City of Moreno Valley  
 Capital Improvement Plan  
 Fiscal Years 2025/26 and 2026/27  
 Projects Listed by Fund

Project No.	Fund	Project Description	Budget FY2024-2025	New Request FY2025-2026	New Request FY2026-2027	Plan FY2027-2028	Plan FY2028-2029	Plan FY2029-2030 and Beyond	Total
801 0010 70 77	UNF	Heacock Street South Extension				11,000,000			11,000,000
801 0083	UNF	Pavement Management Program (PMP)				60,000	60,000	60,000	180,000
801 0064	UNF	SR-60 / Redlands Boulevard Interchange				63,000,000			63,000,000
801 0052 70 77	UNF	SR-60 / World Logistics Center Parkway Interchange				18,000,000	98,000,000		116,000,000
802 0004	UNF	Indian St / Cardinal Avenue Bridge (Over Lateral A)	-			12,000,000			12,000,000
803 0067	UNF	Conference and Recreation Center Renovations				350,000	100,000		450,000
804 0021	UNF	Moreno MDP Line K and Reche Canyon Debris Basin				11,800,000			11,800,000
<b>Subtotal UNF</b>			-	-	-	<b>130,710,000</b>	<b>101,160,000</b>	<b>3,060,000</b>	<b>234,930,000</b>
<b>Total Fund UNF</b>			-	-	-	<b>130,710,000</b>	<b>101,160,000</b>	<b>3,060,000</b>	<b>234,930,000</b>
<b>Grand Total</b>			<b>146,613,169</b>	<b>55,854,501</b>	<b>44,002,500</b>	<b>165,312,500</b>	<b>129,737,500</b>	<b>43,612,500</b>	<b>438,519,501</b>

**Capital Improvement Plan FY 2025-2030 and Beyond  
Summary By Fund  
Amounts in \$1,000's**

Project Fund	New Request FY2025-2026	New Request FY2026-2027	Plan FY2027-2028	Plan FY2028-2029	Plan FY2029-2030 and Beyond	Grand Totals
Fund 2000	6,795	6,295	1,435	1,010	4,510	20,045
Fund 2001	6,940	3,140	165	85	100	10,430
Fund 2005	-	-	110			110
Fund 2008	390	390	390	390	390	1,950
Fund 2050	175	225	180	300	275	1,155
Fund 3000	6,775	625	600	-	-	8,000
Fund 3001	800	800	1,600	-	-	3,200
Fund 3002	50	50	50	50	1,400	1,600
Fund 3004	110	110	-	-	-	220
Fund 3015	1,244	3,570	470	470	470	6,224
Fund 3016	600	350	100	100	100	1,250
Fund 3301	2,800	-	-	-	-	2,800
Fund 3302	2,402	255	255	-	-	2,912
Fund 5013	310	250	300	250	350	1,460
Fund 5014	720	850	800	850	900	4,120
Fund 5016	20	20	20	20	20	100
Fund 5111	475	400	450	375	550	2,250
Fund 5112	150	100	150	150	300	850
Fund 5113	80	80	80	80	80	400
Fund 5114			25	25	50	100
Fund 6011	25,019	26,493	27,423	24,423	31,058	134,414
Unfunded	-	-	130,710	101,160	3,060	234,930
<b>Total by Fiscal Year</b>	<b>55,855</b>	<b>44,003</b>	<b>165,313</b>	<b>129,738</b>	<b>43,613</b>	<b>438,520</b>



THIS PAGE INTENTIONALLY LEFT BLANK





# UNFUNDED PROJECTS

CAPITAL IMPROVEMENT PLAN 2025/26 • 2026/27 / CITY OF MORENO VALLEY




# UNFUNDED PROJECTS

CAPITAL IMPROVEMENT PLAN FY 2025-2030 AND BEYOND / CITY OF MORENO VALLEY

## UNFUNDED PROJECTS BY CATEGORY

Streets and Highways . . . . .	237
Bridges . . . . .	331
Buildings . . . . .	345
Drainage . . . . .	375
Electric Utility . . . . .	385
Parks . . . . .	399
Traffic Signals . . . . .	421
Underground Utilities . . . . .	477
Other . . . . .	483



THIS PAGE INTENTIONALLY LEFT BLANK





CITY HALL



# STREETS & HIGHWAYS

CAPITAL IMPROVEMENT PLAN 2025/26 • 2026/27 / CITY OF MORENO VALLEY



# STREETS & HIGHWAYS

CAPITAL IMPROVEMENT PLAN FY 2025-2030 AND BEYOND / CITY OF MORENO VALLEY

## Unfunded Projects

[Alessandro Boulevard \(Future\) / Theodore Street to Gilman Springs Road](#)  
[Alessandro Boulevard / Frederick Street to Theodore Street](#)  
[Alessandro Boulevard / Old 215 Frontage Road to Frederick Street](#)  
[Alessandro Boulevard / Old 215 Frontage Road to Old I-215 Widening](#)  
[Atwood Avenue / Perris Boulevard to Princess Lane](#)  
[Bay Avenue / Old 215 Frontage Road to Day Street](#)  
[Box Springs Road / West of Clark Street to Day Street](#)  
[Brodiaea Avenue / Quincy Street to Wilmot Street](#)  
[Brodiaea Avenue / Redlands Boulevard to Merwin Street](#)  
[Brodiaea Avenue / Wilmot Street to Redlands Boulevard](#)  
[Cactus Avenue / Nason Street to Redlands Boulevard](#)  
[Citywide Pavement Rehabilitation Program FY 27/28 and Beyond](#)  
[Citywide Sidewalk Installation](#)  
[Cottonwood Avenue / Old 215 Frontage Road to World Logistics Center Parkway](#)  
[Davis Street Roadway and Sidewalk Improvements / Ironwood Avenue to Manzanita Avenue](#)  
[Day Street / Alessandro Boulevard to Old 215 Frontage Road](#)  
[Day Street / Cottonwood Avenue to Alessandro Boulevard](#)  
[Day Street / SR-60 Interchange](#)  
[Day Street Improvements / SR-60 to Ironwood Avenue](#)  
[Dracaea Avenue / Nason Street to 700 Ft East of Nason Street](#)  
[Dracaea Avenue / Old 215 Frontage Road to Day Street](#)  
[Dracaea Avenue / Redlands Boulevard to 1,320 Ft East of Redlands Boulevard](#)  
[Dracaea Avenue / World Logistics Center Parkway to 1,500 Ft East](#)  
[Dracaea Avenue / World Logistics Center Parkway to 650 Ft West](#)  
[Drought Tolerant Landscaping and Turf Replacement](#)  
[Elder Avenue / Morrison Street to Nason Street](#)  
[Encilia Avenue / Moreno Beach Drive to Eucalyptus Avenue](#)  
[Eucalyptus Avenue \(Formerly Fir Avenue\) / Petit Street to Redlands Boulevard](#)  
[Eucalyptus Avenue / Heacock Street to Morrison Street](#)  
[Eucalyptus Avenue / I-215 to Towngate Boulevard](#)  
[Eucalyptus Avenue / Redlands Boulevard to Theodore Street](#)  
[Fir Avenue / Tamara Drive to Kitching Street and Tamara Drive \(East Side\)](#)  
[Frederick Street Hardscape / Cactus Avenue to Sunnymead Boulevard](#)  
[Frederick Street Permanent Median / Calle San Juan de Los Lagos to Alessandro Boulevard](#)  
[Gentian Avenue / Heacock Street to Perris Boulevard](#)  
[Hardscape and Beautification at SR-60 Interchange / Day Street to Perris Boulevard](#)  
[Heacock Street / Reche Vista Drive to Cactus Avenue](#)  
[Heacock Street Sidewalk / Atwood Avenue to Myers Avenue](#)  
[I-215 / Cactus Avenue Interchange Improvements](#)  
[Indian Street / Manzanita Avenue to Superior Avenue](#)  
[Indian Street / San Michele Road to Southerly City Limits](#)  
[Iris Avenue / Indian Street to 200 Ft East of Wedow Drive](#)  
[Ironwood Avenue / Nason Street to Redlands Boulevard](#)  
[Ironwood Avenue / Perris Boulevard to Nason Street](#)  
[Ironwood Avenue / Redlands Boulevard to Theodore Street](#)



# STREETS & HIGHWAYS

CAPITAL IMPROVEMENT PLAN FY 2025-2030 AND BEYOND / CITY OF MORENO VALLEY

[John F. Kennedy Drive Road Diet from Moreno Beach Drive to Cactus Avenue](#)  
[Juan Bautista de Anza Multi-Use Trail Enhancements / Moreno Valley Mall to Lake Perris](#)  
[Kitching Street / Cactus Avenue to Gentian Avenue](#)  
[Kitching Street / Gentian Avenue to Southerly City Limits](#)  
[Kitching Street / Sunnymead Boulevard to Alessandro Boulevard](#)  
[Krameria Avenue / Cosmos Street to Indian Street](#)  
[Krameria Avenue / Emma Lane to Perris Boulevard](#)  
[Lasselle Street / Alessandro Boulevard to Bay Avenue](#)  
[Lasselle Street / Fran Lou Drive to Ironwood Avenue](#)  
[Lasselle Street / Lancia Street to 330 Ft South of Dracaea Avenue](#)  
[Locust Avenue / Moreno Beach Drive to Redlands Boulevard](#)  
[Marquee Entry Monument on Eucalyptus Avenue](#)  
[Mathews Road Extension / Kalmia Avenue to 660 Ft South of Kalmia Avenue](#)  
[Moreno Beach Drive / Locust Avenue to SR-60](#)  
[Moreno Beach Drive Widening / Cactus Avenue to Auto Mall Drive](#)  
[Morrison Street / Eucalyptus Avenue to Cactus Avenue](#)  
[Nandina Avenue / Indian Street to Perris Boulevard](#)  
[Nason Street / Elder Avenue to Ironwood Avenue](#)  
[Oliver Street / Alessandro Boulevard to Iris Avenue](#)  
[Pavement Rehabilitation for Various Streets \(CDBG\)](#)  
[Pavement Rehabilitation for Various Streets in District 1](#)  
[Pavement Rehabilitation for Various Streets in District 2](#)  
[Perris Boulevard / Hemlock Avenue to SR-60 Reconfiguration](#)  
[Perris Boulevard / North of Sunnymead Ranch Parkway to Heacock Street](#)  
[Perris Boulevard to Dracaea Avenue and Brodiaea Avenue](#)  
[Pettit Street Improvements](#)  
[Quincy Street / Eucalyptus Avenue to Cactus Avenue](#)  
[Quincy Street / Locust Avenue to SR-60](#)  
[Reche Canyon Road / Northerly City Limits to Moreno Beach Drive](#)  
[Redlands Boulevard / Alessandro Boulevard to Cactus Avenue](#)  
[Redlands Boulevard / North City Limits to Alessandro Boulevard](#)  
[San Michele Road / Indian Street to Perris Boulevard](#)  
[Sidewalk Installation \(Various Locations in Edgemont\)](#)  
[Sinclair Street / Encilia Avenue to Alessandro Boulevard](#)  
[Sinclair Street / Eucalyptus Avenue to Encilia Avenue](#)  
[SR-60 / Perris Boulevard Westbound Off-Ramp Widening](#)  
[SR-60 Interchange / Gilman Springs Road](#)  
[Street Improvement Program \(SIP\)](#)  
[Street In-Lieu Fees](#)

City of Moreno Valley  
 Capital Improvement Plan - Project Details  
 FYs 2025-2030 and Beyond

**Alessandro Boulevard (Future) / Theodore Street to Gilman Springs Road**

<b>Department / Division:</b>	<b>Project Priority:</b>	<b>Project Status:</b>	<b>Council District(s):</b>
70 - Public Works / 77 - PW - Capital Projects	Deferrable Start within 5 to 10 yrs	On Hold - Unfunded	District 3

Schedule:

---

---

---

---

---

---

---

---

---

---



**Project Description:**

This project will provide street widening improvements.

**Justification or Significance of Improvement:**

The project is needed to provide widening in the corridor to accommodate traffic growth.

**Estimated Maintenance Costs:**

Street maintenance costs over a 20-year period are estimated to average approximately \$12,000 per 13-foot-wide lane mile per year. Currently no new funding source has been identified to fund these maintenance costs.

Life-to-Date Expenditures Through FY 2023-24 0

PROJECT PHASE	Budget FY 2024/25	FY 25/26 - 26/27 Budget		FY 2027/28	FY 2028/29	FY 2029/30 and Beyond	Total
		New Request FY 2025/26	New Request FY 2026/27				
Prelim. Eng. / Environ.						300,000	300,000
Design						600,000	600,000
Right of Way						4,000,000	4,000,000
Construction						22,000,000	22,000,000
Other							
<b>PROJECT TOTAL</b>	<b>0</b>	<b>0</b>	<b>0</b>	<b>0</b>	<b>0</b>	<b>26,900,000</b>	<b>26,900,000</b>

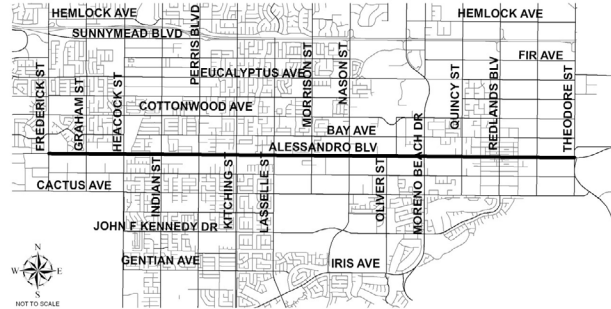
FUNDING SOURCE	Budget FY 2024/25	New Request FY 2025/26	New Request FY 2026/27	FY 2027/28	FY 2028/29	FY 2029/30 and Beyond	Total
DIF-Arterial Streets (2901) 801 XXXX 3301						13,450,000	13,450,000
<b>REVENUE TOTAL</b>	<b>0</b>	<b>0</b>	<b>0</b>	<b>0</b>	<b>0</b>	<b>26,900,000</b>	<b>26,900,000</b>

City of Moreno Valley  
 Capital Improvement Plan - Project Details  
 FYs 2025-2030 and Beyond

Alessandro Boulevard / Frederick Street to Theodore Street

<b>Department / Division:</b> 70 - Public Works / 77 - PW - Capital Projects	<b>Project Priority:</b> Deferrable Start within 5 to 10 yrs	<b>Project Status:</b> On Hold - Unfunded	<b>Council District(s):</b> District 1, District 3
---	---	--	---

Schedule:



Project Description:

This project will provide street widening improvements.

Justification or Significance of Improvement:

The purpose of this project is to improve segments of roadway where full-width street improvements do not currently exist. This project will provide widening in the corridor to accommodate traffic growth.

Estimated Maintenance Costs:

Street maintenance costs over a 20-year period are estimated to average approximately \$12,000 per 13-foot-wide lane mile per year. Currently no new funding source has been identified to fund these maintenance costs.

Life-to-Date Expenditures Through FY 2023-24 0

PROJECT PHASE	Budget FY 2024/25	FY 25/26 - 26/27 Budget		FY 2027/28	FY 2028/29	FY 2029/30 and Beyond	Total
		New Request FY 2025/26	New Request FY 2026/27				
Prelim. Eng. / Environ.						800,000	800,000
Design						1,500,000	1,500,000
Right of Way						11,000,000	11,000,000
Construction						64,700,000	64,700,000
Other							
<b>PROJECT TOTAL</b>	<b>0</b>	<b>0</b>	<b>0</b>	<b>0</b>	<b>0</b>	<b>78,000,000</b>	<b>78,000,000</b>

FUNDING SOURCE	Budget FY 2024/25	New Request FY 2025/26	New Request FY 2026/27	FY 2027/28	FY 2028/29	FY 2029/30 and Beyond	Total
DIF-Arterial Streets (2901) 801 XXXX 3301						39,000,000	39,000,000
<b>REVENUE TOTAL</b>	<b>0</b>	<b>0</b>	<b>0</b>	<b>0</b>	<b>0</b>	<b>78,000,000</b>	<b>78,000,000</b>

City of Moreno Valley  
 Capital Improvement Plan - Project Details  
 FYs 2025-2030 and Beyond

**Alessandro Boulevard / Old 215 Frontage Road to Frederick Street**

<b>Department / Division:</b>	<b>Project Priority:</b>	<b>Project Status:</b>	<b>Council District(s):</b>
70 - Public Works / 77 - PW - Capital Projects	Deferrable Start within 5 to 10 yrs	On Hold - Unfunded	District 1

Schedule:

---



---



---



---



---



---



---



**Project Description:**

This project utilized FY 2008/2009 obligated TUMF funds for the PA&ED planning phase of the Alessandro Boulevard improvements. The objective of this project is to add travel lanes in the east-west direction by acquiring right of way and widening Alessandro Boulevard from four (4) lanes to six (6) lanes from Frederick Street to the Old 215 with transition lanes to I-215. Street improvements will include retaining walls, tree removals, grading, curb and gutter, sidewalk, pavement, bike lanes, and signing and striping. There are currently no additional TUMF allocations from the Western Riverside Council of Governments (WRCOG) to continue this project. PA&ED: Completed January 2010 Design: Subject to available funding Construction: Subject to available funding This project was previously funded with TUMF funds.

**Justification or Significance of Improvement:**

There are currently no additional TUMF funding allocations to continue this project. The improvements are of regional significance to the area and will mitigate traffic congestion within the region.

**Estimated Maintenance Costs:**

Street maintenance costs over a 20-year period are estimated to average approximately \$12,000 per 13-foot-wide lane mile per year. Currently no new funding source has been identified to fund these maintenance costs.

Life-to-Date Expenditures Through FY 2023-24 0

PROJECT PHASE	Budget FY 2024/25	FY 25/26 - 26/27 Budget		FY 2027/28	FY 2028/29	FY 2029/30 and Beyond	Total
		New Request FY 2025/26	New Request FY 2026/27				
Prelim. Eng. / Environ.						200,000	200,000
Design						500,000	500,000
Right of Way						2,700,000	2,700,000
Construction						4,600,000	4,600,000
Other							
<b>PROJECT TOTAL</b>	<b>0</b>	<b>0</b>	<b>0</b>	<b>0</b>	<b>0</b>	<b>8,000,000</b>	<b>8,000,000</b>

FUNDING SOURCE	Budget FY 2024/25	New Request FY 2025/26	New Request FY 2026/27	FY 2027/28	FY 2028/29	FY 2029/30 and Beyond	Total
<b>REVENUE TOTAL</b>	<b>0</b>	<b>0</b>	<b>0</b>	<b>0</b>	<b>0</b>	<b>8,000,000</b>	<b>8,000,000</b>

City of Moreno Valley  
 Capital Improvement Plan - Project Details  
 FYs 2025-2030 and Beyond

Alessandro Boulevard / Old 215 Frontage Road to Old I-215 Widening

<b>Department / Division:</b> 70 - Public Works / 76 - PW - Transportation	<b>Project Priority:</b> Necessary Start within 1 to 3 yrs	<b>Project Status:</b> On Hold - Unfunded	<b>Council District(s):</b> District 1
---	---	--	---

Schedule:

---

---

---

---

---

---

---

---

---

---



Project Description:

The project would modify the intersection of Old 215 and Alessandro Boulevard to remove the existing “pork chop” islands on the north side, relocating the traffic signals to the curb returns; install curb, gutter, sidewalk, bike lanes, curb return, and bus pad at the northwest corner, extending westerly to meet existing sidewalk; widen 300 feet of roadway on approach to the I-215 northbound ramp intersection; and modify the ramp intersection signal to provide three continuous westbound through lanes through the project limits.

Justification or Significance of Improvement:

The project would eliminate a bottleneck on Alessandro Boulevard, thereby improving mobility for the City's residents.

Estimated Maintenance Costs:

Street maintenance costs over a 20-year period are estimated to average approximately \$12,000 per 13-foot-wide lane mile per year. Currently no new funding source has been identified to fund these maintenance costs.

Life-to-Date Expenditures Through FY 2023-24 0

PROJECT PHASE	Budget FY 2024/25	FY 25/26 - 26/27 Budget		FY 2027/28	FY 2028/29	FY 2029/30 and Beyond	Total
		New Request FY 2025/26	New Request FY 2026/27				
Prelim. Eng. / Environ.							
Design						108,000	108,000
Right of Way							
Construction						580,000	580,000
Other							
<b>PROJECT TOTAL</b>	<b>0</b>	<b>0</b>	<b>0</b>	<b>0</b>	<b>0</b>	<b>688,000</b>	<b>688,000</b>

FUNDING SOURCE	Budget FY 2024/25	New Request FY 2025/26	New Request FY 2026/27	FY 2027/28	FY 2028/29	FY 2029/30 and Beyond	Total
<b>REVENUE TOTAL</b>	<b>0</b>	<b>0</b>	<b>0</b>	<b>0</b>	<b>0</b>	<b>688,000</b>	<b>688,000</b>

City of Moreno Valley  
 Capital Improvement Plan - Project Details  
 FYs 2025-2030 and Beyond

Atwood Avenue / Perris Boulevard to Princess Lane

<b>Department / Division:</b>	<b>Project Priority:</b>	<b>Project Status:</b>	<b>Council District(s):</b>
70 - Public Works / 77 - PW - Capital Projects	Deferrable Start within 5 to 10 yrs	On Hold - Unfunded	District 3

Schedule:

---



---



---



---



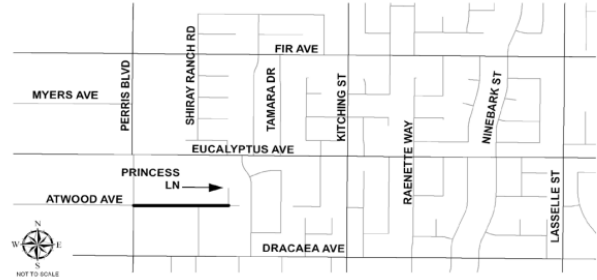
---



---



---



Project Description:

This project will provide street improvements that include sidewalk, curb, gutter, asphalt concrete pavement, and striping. This project is within the Community Development Block Grant (CDBG) target area and is eligible for CDBG funding.

Justification or Significance of Improvement:

The purpose of this project is to improve segments of roadway where full-width street and sidewalk improvements do not currently exist.

Estimated Maintenance Costs:

Street maintenance costs over a 20-year period are estimated to average approximately \$12,000 per 13-foot-wide lane mile per year. Currently no new funding source has been identified to fund these maintenance costs.

Life-to-Date Expenditures Through FY 2023-24 0

PROJECT PHASE	Budget FY 2024/25	FY 25/26 - 26/27 Budget		FY 2027/28	FY 2028/29	FY 2029/30 and Beyond	Total
		New Request FY 2025/26	New Request FY 2026/27				
Prelim. Eng. / Environ.							
Design						150,000	150,000
Right of Way						250,000	250,000
Construction						1,100,000	1,100,000
Other							
<b>PROJECT TOTAL</b>	<b>0</b>	<b>0</b>	<b>0</b>	<b>0</b>	<b>0</b>	<b>1,500,000</b>	<b>1,500,000</b>

FUNDING SOURCE	Budget FY 2024/25	New Request FY 2025/26	New Request FY 2026/27	FY 2027/28	FY 2028/29	FY 2029/30 and Beyond	Total
<b>REVENUE TOTAL</b>	<b>0</b>	<b>0</b>	<b>0</b>	<b>0</b>	<b>0</b>	<b>1,500,000</b>	<b>1,500,000</b>



City of Moreno Valley  
 Capital Improvement Plan - Project Details  
 FYs 2025-2030 and Beyond

Bay Avenue / Old 215 Frontage Road to Day Street

<b>Department / Division:</b>	<b>Project Priority:</b>	<b>Project Status:</b>	<b>Council District(s):</b>
70 - Public Works / 77 - PW - Capital Projects	Deferrable Start within 5 to 10 yrs	On Hold - Unfunded	District 1

Schedule:

---



---



---



---



---



---



---



**Project Description:**  
 This project will provide street improvements that include sidewalk, curb, gutter, median, asphalt concrete pavement, and striping.

**Justification or Significance of Improvement:**  
 The purpose of this project is to improve segments of roadway where full-width street improvements do not currently exist.

**Estimated Maintenance Costs:**  
 Street maintenance costs over a 20-year period are estimated to average approximately \$12,000 per 13-foot-wide lane mile per year. Currently no new funding source has been identified to fund these maintenance costs.

Life-to-Date Expenditures Through FY 2023-24 0

PROJECT PHASE	Budget FY 2024/25	FY 25/26 - 26/27 Budget		FY 2027/28	FY 2028/29	FY 2029/30 and Beyond	Total
		New Request FY 2025/26	New Request FY 2026/27				
Prelim. Eng. / Environ.							
Design						600,000	600,000
Right of Way						300,000	300,000
Construction						2,100,000	2,100,000
Other							
<b>PROJECT TOTAL</b>	<b>0</b>	<b>0</b>	<b>0</b>	<b>0</b>	<b>0</b>	<b>3,000,000</b>	<b>3,000,000</b>

FUNDING SOURCE	Budget FY 2024/25	New Request FY 2025/26	New Request FY 2026/27	FY 2027/28	FY 2028/29	FY 2029/30 and Beyond	Total
<b>REVENUE TOTAL</b>	<b>0</b>	<b>0</b>	<b>0</b>	<b>0</b>	<b>0</b>	<b>3,000,000</b>	<b>3,000,000</b>

City of Moreno Valley  
 Capital Improvement Plan - Project Details  
 FYs 2025-2030 and Beyond

Box Springs Road / West of Clark Street to Day Street

<b>Department / Division:</b>	<b>Project Priority:</b>	<b>Project Status:</b>	<b>Council District(s):</b>
70 - Public Works / 77 - PW - Capital Projects	Deferrable Start within 5 to 10 yrs	On Hold - Unfunded	District 2

Schedule:

---



---



---



---



---



---



---



Project Description:

The objective of this project is to provide an additional eastbound lane on the south side of Box Springs Road. The construction will include curb, gutter, sidewalks, traffic signal modifications, storm drain improvements, and right of way acquisitions. These improvements will mitigate traffic congestion by reducing travel time and fuel consumption. This project was previously funded through TUMF and Measure A.

Justification or Significance of Improvement:

This project will provide improvements that will mitigate traffic congestion by reducing travel time and fuel consumption.

Estimated Maintenance Costs:

Street maintenance costs over a 20-year period are estimated to average approximately \$12,000 per 13-foot-wide lane mile per year. Currently no new funding source has been identified to fund these maintenance costs.

Life-to-Date Expenditures Through FY 2023- 24 0

PROJECT PHASE	Budget FY 2024/25	FY 25/26 - 26/27 Budget		FY 2027/28	FY 2028/29	FY 2029/30 and Beyond	Total
		New Request FY 2025/26	New Request FY 2026/27				
Prelim. Eng. / Environ.							
Design						500,000	500,000
Right of Way						500,000	500,000
Construction						3,500,000	3,500,000
Other							
<b>PROJECT TOTAL</b>	<b>0</b>	<b>0</b>	<b>0</b>	<b>0</b>	<b>0</b>	<b>4,500,000</b>	<b>4,500,000</b>

FUNDING SOURCE	Budget FY 2024/25	New Request FY 2025/26	New Request FY 2026/27	FY 2027/28	FY 2028/29	FY 2029/30 and Beyond	Total
<b>REVENUE TOTAL</b>	<b>0</b>	<b>0</b>	<b>0</b>	<b>0</b>	<b>0</b>	<b>4,500,000</b>	<b>4,500,000</b>

City of Moreno Valley  
 Capital Improvement Plan - Project Details  
 FYs 2025-2030 and Beyond

**Brodiaea Avenue / Quincy Street to Wilmot Street**

<b>Department / Division:</b>	<b>Project Priority:</b>	<b>Project Status:</b>	<b>Council District(s):</b>
70 - Public Works / 77 - PW - Capital Projects	Deferrable Start within 5 to 10 yrs	On Hold - Unfunded	District 3

Schedule:

---



---



---



---



---



---



---



**Project Description:**

This project will provide street improvements, including sidewalk, curb, gutter, asphalt concrete pavement, and striping, to a street segment that is currently undeveloped. It is anticipated that the City will be also seeking right of way offers of dedication.

**Justification or Significance of Improvement:**

The purpose of this project is to improve segments of roadway where full-width street improvements do not currently exist.

**Estimated Maintenance Costs:**

Street maintenance costs over a 20-year period are estimated to average approximately \$12,000 per 13-foot-wide lane mile per year. Currently no new funding source has been identified to fund these maintenance costs.

Life-to-Date Expenditures Through FY 2023-24 0

PROJECT PHASE	Budget FY 2024/25	FY 25/26 - 26/27 Budget		FY 2027/28	FY 2028/29	FY 2029/30 and Beyond	Total
		New Request FY 2025/26	New Request FY 2026/27				
Prelim. Eng. / Environ.							
Design						150,000	150,000
Right of Way						150,000	150,000
Construction						700,000	700,000
Other							
<b>PROJECT TOTAL</b>	<b>0</b>	<b>0</b>	<b>0</b>	<b>0</b>	<b>0</b>	<b>1,000,000</b>	<b>1,000,000</b>

FUNDING SOURCE	Budget FY 2024/25	New Request FY 2025/26	New Request FY 2026/27	FY 2027/28	FY 2028/29	FY 2029/30 and Beyond	Total
<b>REVENUE TOTAL</b>	<b>0</b>	<b>0</b>	<b>0</b>	<b>0</b>	<b>0</b>	<b>1,000,000</b>	<b>1,000,000</b>

City of Moreno Valley  
 Capital Improvement Plan - Project Details  
 FYs 2025-2030 and Beyond

**Brodiaea Avenue / Redlands Boulevard to Merwin Street**

<b>Department / Division:</b>	<b>Project Priority:</b>	<b>Project Status:</b>	<b>Council District(s):</b>
70 - Public Works / 77 - PW - Capital Projects	Deferrable Start within 5 to 10 yrs	On Hold - Unfunded	District 3, District 4

Schedule:

---



---



---



---



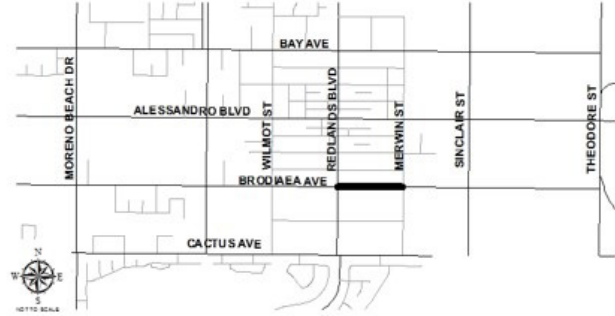
---



---



---



**Project Description:**  
 This project will provide street improvements, including sidewalk, curb, gutter, asphalt concrete pavement, and striping, to a street segment that is currently undeveloped. It is anticipated that the City will be also seeking right of way offers of dedication.

**Justification or Significance of Improvement:**  
 The purpose of this project is to improve segments of roadway where full-width street improvements do not currently exist.

**Estimated Maintenance Costs:**  
 Street maintenance costs over a 20-year period are estimated to average approximately \$12,000 per 13-foot-wide lane mile per year. Currently no new funding source has been identified to fund these maintenance costs.

Life-to-Date Expenditures Through FY 2023-24 0

PROJECT PHASE	Budget FY 2024/25	FY 25/26 - 26/27 Budget		FY 2027/28	FY 2028/29	FY 2029/30 and Beyond	Total
		New Request FY 2025/26	New Request FY 2026/27				
Prelim. Eng. / Environ.							
Design						150,000	150,000
Right of Way						150,000	150,000
Construction						700,000	700,000
Other							
<b>PROJECT TOTAL</b>	<b>0</b>	<b>0</b>	<b>0</b>	<b>0</b>	<b>0</b>	<b>1,000,000</b>	<b>1,000,000</b>

FUNDING SOURCE	Budget FY 2024/25	New Request FY 2025/26	New Request FY 2026/27	FY 2027/28	FY 2028/29	FY 2029/30 and Beyond	Total
<b>REVENUE TOTAL</b>	<b>0</b>	<b>0</b>	<b>0</b>	<b>0</b>	<b>0</b>	<b>1,000,000</b>	<b>1,000,000</b>

City of Moreno Valley  
 Capital Improvement Plan - Project Details  
 FYs 2025-2030 and Beyond

**Brodiaea Avenue / Wilmot Street to Redlands Boulevard**

<b>Department / Division:</b>	<b>Project Priority:</b>	<b>Project Status:</b>	<b>Council District(s):</b>
70 - Public Works / 77 - PW - Capital Projects	Deferrable Start within 5 to 10 yrs	On Hold - Unfunded	District 3

Schedule:

---



---



---



---



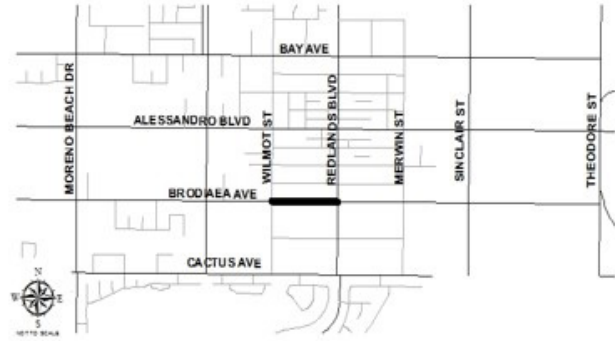
---



---



---



**Project Description:**

This project will provide street improvements, including sidewalk, curb, gutter, asphalt concrete pavement, and striping, to a street segment that is currently undeveloped.

**Justification or Significance of Improvement:**

The purpose of this project is to improve segments of roadway where full-width street improvements do not currently exist.

**Estimated Maintenance Costs:**

Street maintenance costs over a 20-year period are estimated to average approximately \$12,000 per 13-foot-wide lane mile per year. Currently no new funding source has been identified to fund these maintenance costs.

Life-to-Date Expenditures Through FY 2023-24 0

PROJECT PHASE	Budget FY 2024/25	FY 25/26 - 26/27 Budget		FY 2027/28	FY 2028/29	FY 2029/30 and Beyond	Total
		New Request FY 2025/26	New Request FY 2026/27				
Prelim. Eng. / Environ.							
Design						150,000	150,000
Right of Way						150,000	150,000
Construction						700,000	700,000
Other							
<b>PROJECT TOTAL</b>	<b>0</b>	<b>0</b>	<b>0</b>	<b>0</b>	<b>0</b>	<b>1,000,000</b>	<b>1,000,000</b>

FUNDING SOURCE	Budget FY 2024/25	New Request FY 2025/26	New Request FY 2026/27	FY 2027/28	FY 2028/29	FY 2029/30 and Beyond	Total
<b>REVENUE TOTAL</b>	<b>0</b>	<b>0</b>	<b>0</b>	<b>0</b>	<b>0</b>	<b>1,000,000</b>	<b>1,000,000</b>

City of Moreno Valley  
 Capital Improvement Plan - Project Details  
 FYs 2025-2030 and Beyond

**Cactus Avenue / Nason Street to Redlands Boulevard**

<b>Department / Division:</b>	<b>Project Priority:</b>	<b>Project Status:</b>	<b>Council District(s):</b>
70 - Public Works / 77 - PW - Capital Projects	Deferrable Start within 5 to 10 yrs	On Hold - Unfunded	District 3, District 4

Schedule:

---



---



---



---



---



---



---



**Project Description:**

This project will provide street improvements, including sidewalk, curb, gutter, asphalt concrete pavement, and striping, to a street segment that is currently undeveloped.

**Justification or Significance of Improvement:**

The purpose of this project is to improve segments of roadway where full-width street improvements do not currently exist. This project is needed to provide widening in the corridor to accommodate traffic growth.

**Estimated Maintenance Costs:**

Street maintenance costs over a 20-year period are estimated to average approximately \$12,000 per 13-foot-wide lane mile per year. Currently no new funding source has been identified to fund these maintenance costs.

Life-to-Date Expenditures Through FY 2023-24 0

PROJECT PHASE	Budget FY 2024/25	FY 25/26 - 26/27 Budget		FY 2027/28	FY 2028/29	FY 2029/30 and Beyond	Total
		New Request FY 2025/26	New Request FY 2026/27				
Prelim. Eng. / Environ.						200,000	200,000
Design						700,000	700,000
Right of Way						1,800,000	1,800,000
Construction						10,000,000	10,000,000
Other							
<b>PROJECT TOTAL</b>	<b>0</b>	<b>0</b>	<b>0</b>	<b>0</b>	<b>0</b>	<b>12,700,000</b>	<b>12,700,000</b>

FUNDING SOURCE	Budget FY 2024/25	New Request FY 2025/26	New Request FY 2026/27	FY 2027/28	FY 2028/29	FY 2029/30 and Beyond	Total
<b>REVENUE TOTAL</b>	<b>0</b>	<b>0</b>	<b>0</b>	<b>0</b>	<b>0</b>	<b>12,700,000</b>	<b>12,700,000</b>



City of Moreno Valley  
 Capital Improvement Plan - Project Details  
 FYs 2025-2030 and Beyond

**Citywide Pavement Rehabilitation Program FY 27/28 and Beyond**

<b>Department / Division:</b>	<b>Project Priority:</b>	<b>Project Status:</b>	<b>Council District(s):</b>
70 - Public Works / 77 - PW - Capital Projects	Necessary Start within 1 to 3 yrs	New - Unfunded	District 1, District 2, District 3, District 4

Schedule:

---



---



---



---



---



---



---

CITYWIDE

**Project Description:**

This project is to provide pavement rehabilitation for a number of street segments citywide. The project is funded with Gas Tax Revenues (SB1).

Schedule: on-going

**Justification or Significance of Improvement:**

The project utilizes different cost-effective treatments available to rehab the existing street pavement. The project helps to extend the services life of the roadway.

**Estimated Maintenance Costs:**

Street maintenance is typically funded by Gas Tax and Measure A funds, and costs on average are approximately \$2.50 / square foot for grind and overlay and \$0.75 / square foot for slurry seal. Street maintenance costs over a 20-year period are estimated to average almost \$12,000 per 13-foot-wide lane mile per year. Street maintenance funding will be part of the deferred maintenance for the whole network.

Life-to-Date Expenditures Through FY 2023-24 0

PROJECT PHASE	Budget FY 2024/25	FY 25/26 - 26/27 Budget		FY 2027/28	FY 2028/29	FY 2029/30 and Beyond	Total
		New Request FY 2025/26	New Request FY 2026/27				
Prelim. Eng. / Environ.							
Design				200,000	200,000	200,000	600,000
Right of Way							
Construction				4,800,000	4,800,000	4,800,000	14,400,000
Other							
<b>PROJECT TOTAL</b>	<b>0</b>	<b>0</b>	<b>0</b>	<b>5,000,000</b>	<b>5,000,000</b>	<b>5,000,000</b>	<b>15,000,000</b>

FUNDING SOURCE	Budget FY 2024/25	New Request FY 2025/26	New Request FY 2026/27	FY 2027/28	FY 2028/29	FY 2029/30 and Beyond	Total
<b>REVENUE TOTAL</b>	<b>0</b>	<b>0</b>	<b>0</b>	<b>5,000,000</b>	<b>5,000,000</b>	<b>5,000,000</b>	<b>15,000,000</b>

City of Moreno Valley  
 Capital Improvement Plan - Project Details  
 FYs 2025-2030 and Beyond

Citywide Sidewalk Installation

<b>Department / Division:</b>	<b>Project Priority:</b>	<b>Project Status:</b>	<b>Council District(s):</b>
70 - Public Works / 77 - PW - Capital Projects	Deferrable Start within 5 to 10 yrs	On Hold - Unfunded	District 1, District 2, District 3, District 4

Schedule:

---



---



---



---



---



---



---

CITYWIDE

Project Description:

This project will install missing sidewalks and ramps citywide where necessary to complete contiguous sidewalk networks, particularly along routes travelled by students between home and school. The sidewalks may be permanent (concrete) or temporary (asphalt), as determined on a case by case basis.

Justification or Significance of Improvement:

The purpose of this project is to install missing sidewalks and access ramps to meet ADA compliance and provide pedestrian routes connecting residential to schools and other destinations.

Estimated Maintenance Costs:

Sidewalk maintenance costs over a 50-year period are estimated to average approximately \$5,400 per 6-foot-wide sidewalk mile per year. Currently no new funding source has been identified to fund these maintenance costs.

Life-to-Date Expenditures Through FY 2023-24 0

PROJECT PHASE	Budget FY 2024/25	FY 25/26 - 26/27 Budget		FY 2027/28	FY 2028/29	FY 2029/30 and Beyond	Total
		New Request FY 2025/26	New Request FY 2026/27				
Prelim. Eng. / Environ.							
Design						800,000	800,000
Right of Way						5,000,000	5,000,000
Construction						20,200,000	20,200,000
Other							
<b>PROJECT TOTAL</b>	<b>0</b>	<b>0</b>	<b>0</b>	<b>0</b>	<b>0</b>	<b>26,000,000</b>	<b>26,000,000</b>

FUNDING SOURCE	Budget FY 2024/25	New Request FY 2025/26	New Request FY 2026/27	FY 2027/28	FY 2028/29	FY 2029/30 and Beyond	Total
801 XXXX UNF							
<b>REVENUE TOTAL</b>	<b>0</b>	<b>0</b>	<b>0</b>	<b>0</b>	<b>0</b>	<b>26,000,000</b>	<b>26,000,000</b>

City of Moreno Valley  
 Capital Improvement Plan - Project Details  
 FYs 2025-2030 and Beyond

Cottonwood Avenue / Old 215 Frontage Road to World Logistics Center Parkway

<b>Department / Division:</b>	<b>Project Priority:</b>	<b>Project Status:</b>	<b>Council District(s):</b>
70 - Public Works / 77 - PW - Capital Projects	Deferrable Start within 5 to 10 yrs	On Hold - Unfunded	District 1, District 3

Schedule:

---



---



---



---



---



---



**Project Description:**  
 This project will provide street improvements that include sidewalk, curb, gutter, median, asphalt concrete pavement, and striping.

**Justification or Significance of Improvement:**  
 The purpose of this project is to improve segments of roadway where full-width street improvements do not currently exist.

**Estimated Maintenance Costs:**  
 Street maintenance costs over a 20-year period are estimated to average approximately \$12,000 per 13-foot-wide lane mile per year. Currently no new funding source has been identified to fund these maintenance costs.

Life-to-Date Expenditures Through FY 2023-24 0

PROJECT PHASE	Budget FY 2024/25	FY 25/26 - 26/27 Budget		FY 2027/28	FY 2028/29	FY 2029/30 and Beyond	Total
		New Request FY 2025/26	New Request FY 2026/27				
Prelim. Eng. / Environ.						2,000,000	2,000,000
Design						6,000,000	6,000,000
Right of Way						8,000,000	8,000,000
Construction						34,000,000	34,000,000
Other							
<b>PROJECT TOTAL</b>	<b>0</b>	<b>0</b>	<b>0</b>	<b>0</b>	<b>0</b>	<b>50,000,000</b>	<b>50,000,000</b>

FUNDING SOURCE	Budget FY 2024/25	New Request FY 2025/26	New Request FY 2026/27	FY 2027/28	FY 2028/29	FY 2029/30 and Beyond	Total
<b>REVENUE TOTAL</b>	<b>0</b>	<b>0</b>	<b>0</b>	<b>0</b>	<b>0</b>	<b>50,000,000</b>	<b>50,000,000</b>

City of Moreno Valley  
 Capital Improvement Plan - Project Details  
 FYs 2025-2030 and Beyond

**Davis Street Roadway and Sidewalk Improvements / Ironwood Avenue to Manzanita Avenue**

<b>Department / Division:</b>	<b>Project Priority:</b>	<b>Project Status:</b>	<b>Council District(s):</b>
70 - Public Works / 77 - PW - Capital Projects	Deferrable Start within 5 to 10 yrs	On Hold - Unfunded	District 2

Schedule:

---



---



---



---



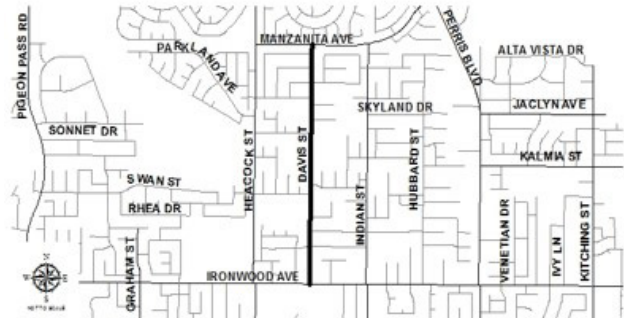
---



---



---



**Project Description:**

This project will reconstruct sidewalks, access ramps, driveway approaches at various locations along both sides of Davis Street from Ironwood Avenue to Manzanita Avenue to upgrade these facilities to current ADA standards. The project will also include the relocations of utilities, fences and block walls, other obstructions along the sidewalks, and required rights of way to accommodate the proposed improvements.

**Justification or Significance of Improvement:**

The purpose of this project is to provide upgrades and modifications to existing street improvements.

**Estimated Maintenance Costs:**

Street maintenance costs over a 20-year period are estimated to average approximately \$12,000 per 13-foot-wide lane mile per year. Sidewalk maintenance costs over a 50-year period are estimated to average approximately \$5,400 per 6-foot-wide sidewalk mile per year. Currently no new funding source has been identified to fund these maintenance costs.

Life-to-Date Expenditures Through FY 2023-24 0

PROJECT PHASE	Budget FY 2024/25	FY 25/26 - 26/27 Budget		FY 2027/28	FY 2028/29	FY 2029/30 and Beyond	Total
		New Request FY 2025/26	New Request FY 2026/27				
Prelim. Eng. / Environ.							
Design				200,000			200,000
Right of Way				200,000			200,000
Construction				2,600,000			2,600,000
Other							
<b>PROJECT TOTAL</b>	<b>0</b>	<b>0</b>	<b>0</b>	<b>3,000,000</b>	<b>0</b>	<b>0</b>	<b>3,000,000</b>

FUNDING SOURCE	Budget FY 2024/25	New Request FY 2025/26	New Request FY 2026/27	FY 2027/28	FY 2028/29	FY 2029/30 and Beyond	Total
<b>REVENUE TOTAL</b>	<b>0</b>	<b>0</b>	<b>0</b>	<b>3,000,000</b>	<b>0</b>	<b>0</b>	<b>3,000,000</b>

City of Moreno Valley  
 Capital Improvement Plan - Project Details  
 FYs 2025-2030 and Beyond

Day Street / Alessandro Boulevard to Old 215 Frontage Road

<b>Department / Division:</b>	<b>Project Priority:</b>	<b>Project Status:</b>	<b>Council District(s):</b>
70 - Public Works / 77 - PW - Capital Projects	Deferrable Start within 5 to 10 yrs	On Hold - Unfunded	District 1

Schedule:

---



---



---



---



---



---



---



**Project Description:**  
 This project will provide street widening improvements to its ultimate configuration as shown on the City's circulation plan.

**Justification or Significance of Improvement:**  
 The project is needed to provide widening in the corridor to accommodate traffic growth.

**Estimated Maintenance Costs:**  
 Street maintenance costs over a 20-year period are estimated to average approximately \$12,000 per 13-foot-wide lane mile per year. Currently no new funding source has been identified to fund these maintenance costs.

Life-to-Date Expenditures Through FY 2023-24 0

PROJECT PHASE	Budget FY 2024/25	FY 25/26 - 26/27 Budget		FY 2027/28	FY 2028/29	FY 2029/30 and Beyond	Total
		New Request FY 2025/26	New Request FY 2026/27				
Prelim. Eng. / Environ.							
Design						700,000	700,000
Right of Way						800,000	800,000
Construction						2,500,000	2,500,000
Other							
<b>PROJECT TOTAL</b>	<b>0</b>	<b>0</b>	<b>0</b>	<b>0</b>	<b>0</b>	<b>4,000,000</b>	<b>4,000,000</b>

FUNDING SOURCE	Budget FY 2024/25	New Request FY 2025/26	New Request FY 2026/27	FY 2027/28	FY 2028/29	FY 2029/30 and Beyond	Total
<b>REVENUE TOTAL</b>	<b>0</b>	<b>0</b>	<b>0</b>	<b>0</b>	<b>0</b>	<b>4,000,000</b>	<b>4,000,000</b>

City of Moreno Valley  
 Capital Improvement Plan - Project Details  
 FYs 2025-2030 and Beyond

Day Street / Cottonwood Avenue to Alessandro Boulevard

<b>Department / Division:</b>	<b>Project Priority:</b>	<b>Project Status:</b>	<b>Council District(s):</b>
70 - Public Works / 77 - PW - Capital Projects	Deferrable Start within 5 to 10 yrs	On Hold - Unfunded	District 1

Schedule:

---



---



---



---



---



---



---



**Project Description:**  
 This project will provide street widening improvements to its ultimate configuration as shown on the City's circulation plan.

**Justification or Significance of Improvement:**  
 The project is needed to provide widening in the corridor to accommodate traffic growth. The ultimate widening will occur as part of new development frontage improvements.

**Estimated Maintenance Costs:**  
 Street maintenance costs over a 20-year period are estimated to average approximately \$12,000 per 13-foot-wide lane mile per year. Currently no new funding source has been identified to fund these maintenance costs.

Life-to-Date Expenditures Through FY 2023-24 0

PROJECT PHASE	Budget FY 2024/25	FY 25/26 - 26/27 Budget		FY 2027/28	FY 2028/29	FY 2029/30 and Beyond	Total
		New Request FY 2025/26	New Request FY 2026/27				
Prelim. Eng. / Environ.							
Design						550,000	550,000
Right of Way						1,450,000	1,450,000
Construction						3,500,000	3,500,000
Other							
<b>PROJECT TOTAL</b>	<b>0</b>	<b>0</b>	<b>0</b>	<b>0</b>	<b>0</b>	<b>5,500,000</b>	<b>5,500,000</b>

FUNDING SOURCE	Budget FY 2024/25	New Request FY 2025/26	New Request FY 2026/27	FY 2027/28	FY 2028/29	FY 2029/30 and Beyond	Total
<b>REVENUE TOTAL</b>	<b>0</b>	<b>0</b>	<b>0</b>	<b>0</b>	<b>0</b>	<b>5,500,000</b>	<b>5,500,000</b>

City of Moreno Valley  
 Capital Improvement Plan - Project Details  
 FYs 2025-2030 and Beyond

Day Street / SR-60 Interchange

<b>Department / Division:</b>	<b>Project Priority:</b>	<b>Project Status:</b>	<b>Council District(s):</b>
70 - Public Works / 77 - PW - Capital Projects	Deferrable Start within 5 to 10 yrs	On Hold - Unfunded	District 1, District 2

Schedule:

---



---



---



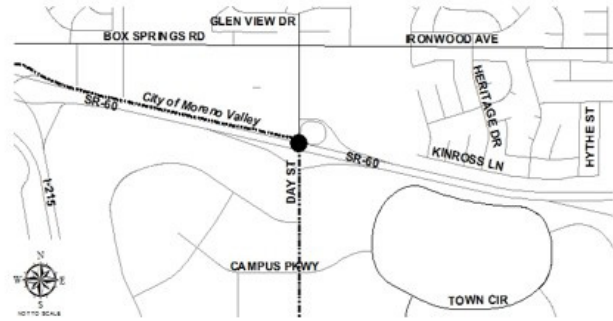
---



---



---



Project Description:

This project will involve design and construction of a new SR-60 freeway westbound on-ramp on the west side of Day Street. It includes a WB auxiliary lane, HOV bypass lanes on both WB on-ramps, bridge widening for the WB loop on-ramp HOV bypass lane, and associated walls and traffic channelization devices. The project includes constructing the missing sidewalk gap along the west side of Day Street.

Justification or Significance of Improvement:

The existing interchange will require modification in order to meet projected traffic demand.

Estimated Maintenance Costs:

Bridge surface and street maintenance costs over a 20-year period are estimated to average approximately \$12,000 per 13-foot-wide lane mile per year. Currently no new funding source has been identified to fund these maintenance costs. Caltrans will fund maintenance of the ramps, freeway, and structures.

Life-to-Date Expenditures Through FY 2023-24 0

PROJECT PHASE	Budget FY 2024/25	FY 25/26 - 26/27 Budget		FY 2027/28	FY 2028/29	FY 2029/30 and Beyond	Total
		New Request FY 2025/26	New Request FY 2026/27				
Prelim. Eng. / Environ.						350,000	350,000
Design						1,150,000	1,150,000
Right of Way						500,000	500,000
Construction						13,000,000	13,000,000
Other							
<b>PROJECT TOTAL</b>	<b>0</b>	<b>0</b>	<b>0</b>	<b>0</b>	<b>0</b>	<b>15,000,000</b>	<b>15,000,000</b>

FUNDING SOURCE	Budget FY 2024/25	New Request FY 2025/26	New Request FY 2026/27	FY 2027/28	FY 2028/29	FY 2029/30 and Beyond	Total
<b>REVENUE TOTAL</b>	<b>0</b>	<b>0</b>	<b>0</b>	<b>0</b>	<b>0</b>	<b>15,000,000</b>	<b>15,000,000</b>



City of Moreno Valley  
 Capital Improvement Plan - Project Details  
 FYs 2025-2030 and Beyond

Day Street Improvements / SR-60 to Ironwood Avenue

<b>Department / Division:</b>	<b>Project Priority:</b>	<b>Project Status:</b>	<b>Council District(s):</b>
70 - Public Works / 77 - PW - Capital Projects	Deferrable Start within 5 to 10 yrs	On Hold - Unfunded	District 2

Schedule:

---



---



---



---



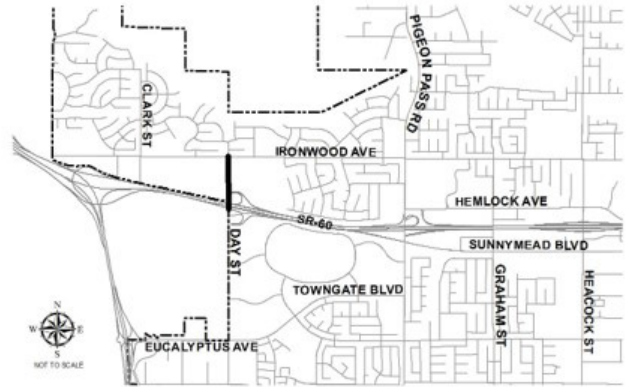
---



---



---



Project Description:

This project will construct improvements on Day Street and provide signalized access to the existing Canyon Springs commercial center on the west side of Day Street, as well as a future commercial center on the east side of Day Street. The City was working with Caltrans to relinquish a portion of right of way along Day Street. Caltrans was not in favor of the action in 2014. Relinquishment of the Caltrans right of way to the City along Day Street would have allowed the City to modify the street.

Justification or Significance of Improvement:

Improvements would provide for enhanced accessibility to the Canyon Springs shopping center. Viable options for access should be considered at the time the project becomes a priority.

Estimated Maintenance Costs:

Street maintenance costs over a 20-year period are estimated to average approximately \$12,000 per 13-foot-wide lane mile per year. Currently no new funding source has been identified to fund these maintenance costs.

Life-to-Date Expenditures Through FY 2023-24 0

PROJECT PHASE	Budget FY 2024/25	FY 25/26 - 26/27 Budget		FY 2027/28	FY 2028/29	FY 2029/30 and Beyond	Total
		New Request FY 2025/26	New Request FY 2026/27				
Prelim. Eng. / Environ.							
Design						150,000	150,000
Right of Way							
Construction						1,350,000	1,350,000
Other							
<b>PROJECT TOTAL</b>	<b>0</b>	<b>0</b>	<b>0</b>	<b>0</b>	<b>0</b>	<b>1,500,000</b>	<b>1,500,000</b>

FUNDING SOURCE	Budget FY 2024/25	New Request FY 2025/26	New Request FY 2026/27	FY 2027/28	FY 2028/29	FY 2029/30 and Beyond	Total
801 XXXX UNF							
<b>REVENUE TOTAL</b>	<b>0</b>	<b>0</b>	<b>0</b>	<b>0</b>	<b>0</b>	<b>1,500,000</b>	<b>1,500,000</b>

City of Moreno Valley  
 Capital Improvement Plan - Project Details  
 FYs 2025-2030 and Beyond

**Dracaea Avenue / Nason Street to 700 Ft East of Nason Street**

<b>Department / Division:</b>	<b>Project Priority:</b>	<b>Project Status:</b>	<b>Council District(s):</b>
70 - Public Works / 77 - PW - Capital Projects	Deferrable Start within 5 to 10 yrs	On Hold - Unfunded	District 3

Schedule:

---



---



---



---



---



---



---



**Project Description:**  
 This project will provide street improvements that include sidewalk, curb, gutter, median, asphalt concrete pavement, and striping.

**Justification or Significance of Improvement:**  
 The purpose of this project is to improve segments of roadway where full-width street improvements do not currently exist.

**Estimated Maintenance Costs:**  
 Street maintenance costs over a 20-year period are estimated to average approximately \$12,000 per 13-foot-wide lane mile per year. Currently no new funding source has been identified to fund these maintenance costs.

Life-to-Date Expenditures Through FY 2023-24 0

PROJECT PHASE	Budget FY 2024/25	FY 25/26 - 26/27 Budget		FY 2027/28	FY 2028/29	FY 2029/30 and Beyond	Total
		New Request FY 2025/26	New Request FY 2026/27				
Prelim. Eng. / Environ.							
Design						150,000	150,000
Right of Way						350,000	350,000
Construction						1,000,000	1,000,000
Other							
<b>PROJECT TOTAL</b>	<b>0</b>	<b>0</b>	<b>0</b>	<b>0</b>	<b>0</b>	<b>1,500,000</b>	<b>1,500,000</b>

FUNDING SOURCE	Budget FY 2024/25	New Request FY 2025/26	New Request FY 2026/27	FY 2027/28	FY 2028/29	FY 2029/30 and Beyond	Total
<b>REVENUE TOTAL</b>	<b>0</b>	<b>0</b>	<b>0</b>	<b>0</b>	<b>0</b>	<b>1,500,000</b>	<b>1,500,000</b>

City of Moreno Valley  
 Capital Improvement Plan - Project Details  
 FYs 2025-2030 and Beyond

Dracaea Avenue / Old 215 Frontage Road to Day Street

<b>Department / Division:</b>	<b>Project Priority:</b>	<b>Project Status:</b>	<b>Council District(s):</b>
70 - Public Works / 77 - PW - Capital Projects	Deferrable Start within 5 to 10 yrs	On Hold - Unfunded	District 1

Schedule:

---

---

---

---

---

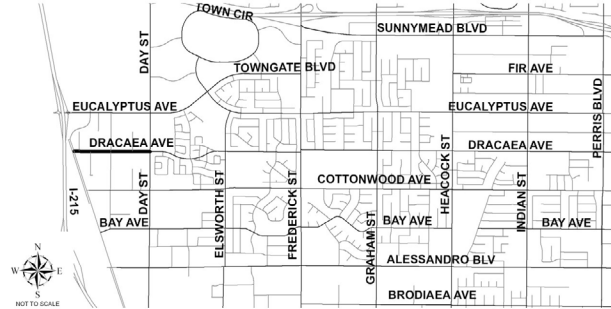
---

---

---

---

---



Project Description:

This project will provide street improvements that include sidewalk, curb, gutter, median, asphalt concrete pavement, and striping. This segment of Dracaea Avenue is within the Community Development Block Grant (CDBG) target area and is eligible for CDBG funding.

Justification or Significance of Improvement:

The purpose of this project is to improve segments of roadway where full-width street improvements do not currently exist.

Estimated Maintenance Costs:

Street maintenance costs over a 20-year period are estimated to average approximately \$12,000 per 13-foot-wide lane mile per year. Currently no new funding source has been identified to fund these maintenance costs.

Life-to-Date Expenditures Through FY 2023-24 0

PROJECT PHASE	Budget FY 2024/25	FY 25/26 - 26/27 Budget		FY 2027/28	FY 2028/29	FY 2029/30 and Beyond	Total
		New Request FY 2025/26	New Request FY 2026/27				
Prelim. Eng. / Environ.							
Design						750,000	750,000
Right of Way						250,000	250,000
Construction						2,000,000	2,000,000
Other							
<b>PROJECT TOTAL</b>	<b>0</b>	<b>0</b>	<b>0</b>	<b>0</b>	<b>0</b>	<b>3,000,000</b>	<b>3,000,000</b>

FUNDING SOURCE	Budget FY 2024/25	New Request FY 2025/26	New Request FY 2026/27	FY 2027/28	FY 2028/29	FY 2029/30 and Beyond	Total
<b>REVENUE TOTAL</b>	<b>0</b>	<b>0</b>	<b>0</b>	<b>0</b>	<b>0</b>	<b>3,000,000</b>	<b>3,000,000</b>

City of Moreno Valley  
 Capital Improvement Plan - Project Details  
 FYs 2025-2030 and Beyond

**Dracaea Avenue / Redlands Boulevard to 1,320 Ft East of Redlands Boulevard**

<b>Department / Division:</b>	<b>Project Priority:</b>	<b>Project Status:</b>	<b>Council District(s):</b>
70 - Public Works / 77 - PW - Capital Projects	Deferrable Start within 5 to 10 yrs	On Hold - Unfunded	District 3

Schedule:

---

---

---

---

---

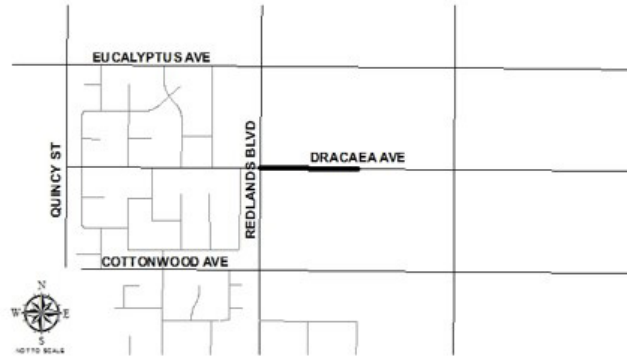
---

---

---

---

---



**Project Description:**

This project will provide street improvements that include sidewalk, curb, gutter, median, asphalt concrete pavement, and striping.

**Justification or Significance of Improvement:**

The purpose of this project is to improve segments of roadway where full-width street improvements do not currently exist.

**Estimated Maintenance Costs:**

Street maintenance costs over a 20-year period are estimated to average approximately \$12,000 per 13-foot-wide lane mile per year. Currently no new funding source has been identified to fund these maintenance costs.

Life-to-Date Expenditures Through FY 2023-24 0

PROJECT PHASE	Budget FY 2024/25	FY 25/26 - 26/27 Budget		FY 2027/28	FY 2028/29	FY 2029/30 and Beyond	Total
		New Request FY 2025/26	New Request FY 2026/27				
Prelim. Eng. / Environ.							
Design						550,000	550,000
Right of Way						450,000	450,000
Construction						1,300,000	1,300,000
Other							
<b>PROJECT TOTAL</b>	<b>0</b>	<b>0</b>	<b>0</b>	<b>0</b>	<b>0</b>	<b>2,300,000</b>	<b>2,300,000</b>

FUNDING SOURCE	Budget FY 2024/25	New Request FY 2025/26	New Request FY 2026/27	FY 2027/28	FY 2028/29	FY 2029/30 and Beyond	Total
<b>REVENUE TOTAL</b>	<b>0</b>	<b>0</b>	<b>0</b>	<b>0</b>	<b>0</b>	<b>2,300,000</b>	<b>2,300,000</b>

City of Moreno Valley  
 Capital Improvement Plan - Project Details  
 FYs 2025-2030 and Beyond

**Dracaea Avenue / World Logistics Center Parkway to 1,500 Ft East**

<b>Department / Division:</b>	<b>Project Priority:</b>	<b>Project Status:</b>	<b>Council District(s):</b>
70 - Public Works / 77 - PW - Capital Projects	Deferrable Start within 5 to 10 yrs	On Hold - Unfunded	District 3

Schedule:

---



---



---



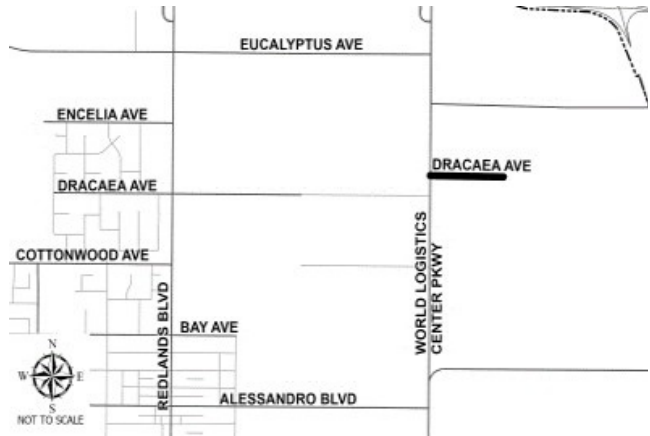
---



---



---



**Project Description:**

This project will provide street improvements that include sidewalk, curb, gutter, median, asphalt concrete pavement, and striping.

**Justification or Significance of Improvement:**

The purpose of this project is to improve segments of roadway where full-width street improvements do not currently exist.

**Estimated Maintenance Costs:**

Street maintenance costs over a 20-year period are estimated to average approximately \$12,000 per 13-foot-wide lane mile per year. Currently no new funding source has been identified to fund these maintenance costs.

Life-to-Date Expenditures Through FY 2023-24 0

PROJECT PHASE	Budget FY 2024/25	FY 25/26 - 26/27 Budget		FY 2027/28	FY 2028/29	FY 2029/30 and Beyond	Total
		New Request FY 2025/26	New Request FY 2026/27				
Prelim. Eng. / Environ.							
Design						200,000	200,000
Right of Way							
Construction						1,800,000	1,800,000
Other							
<b>PROJECT TOTAL</b>	<b>0</b>	<b>0</b>	<b>0</b>	<b>0</b>	<b>0</b>	<b>2,000,000</b>	<b>2,000,000</b>

FUNDING SOURCE	Budget FY 2024/25	New Request FY 2025/26	New Request FY 2026/27	FY 2027/28	FY 2028/29	FY 2029/30 and Beyond	Total
<b>REVENUE TOTAL</b>	<b>0</b>	<b>0</b>	<b>0</b>	<b>0</b>	<b>0</b>	<b>2,000,000</b>	<b>2,000,000</b>

City of Moreno Valley  
 Capital Improvement Plan - Project Details  
 FYs 2025-2030 and Beyond

Dracaea Avenue / World Logistics Center Parkway to 650 Ft West

<b>Department / Division:</b>	<b>Project Priority:</b>	<b>Project Status:</b>	<b>Council District(s):</b>
70 - Public Works / 77 - PW - Capital Projects	Deferrable Start within 5 to 10 yrs	On Hold - Unfunded	District 3

Schedule:

---



---



---



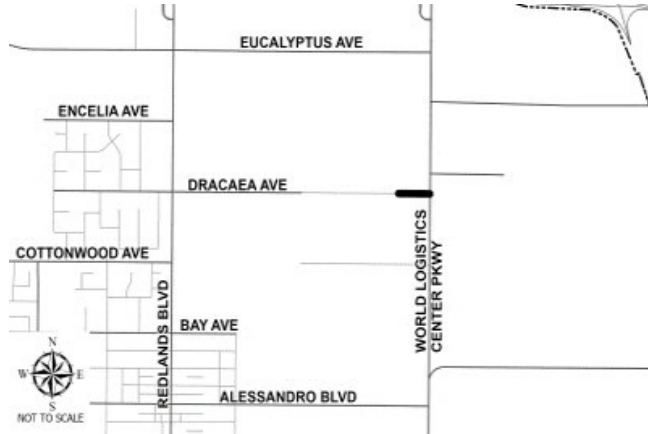
---



---



---



**Project Description:**

This project will provide street improvements that include sidewalk, curb, gutter, median, asphalt concrete pavement, and striping.

**Justification or Significance of Improvement:**

The purpose of this project is to improve segments of roadway where full-width street improvements do not currently exist.

**Estimated Maintenance Costs:**

Street maintenance costs over a 20-year period are estimated to average approximately \$12,000 per 13-foot-wide lane mile per year. Currently no new funding source has been identified to fund these maintenance costs.

Life-to-Date Expenditures Through FY 2023-24 0

PROJECT PHASE	Budget FY 2024/25	FY 25/26 - 26/27 Budget		FY 2027/28	FY 2028/29	FY 2029/30 and Beyond	Total
		New Request FY 2025/26	New Request FY 2026/27				
Prelim. Eng. / Environ.							
Design						150,000	150,000
Right of Way							
Construction						850,000	850,000
Other							
<b>PROJECT TOTAL</b>	<b>0</b>	<b>0</b>	<b>0</b>	<b>0</b>	<b>0</b>	<b>1,000,000</b>	<b>1,000,000</b>

FUNDING SOURCE	Budget FY 2024/25	New Request FY 2025/26	New Request FY 2026/27	FY 2027/28	FY 2028/29	FY 2029/30 and Beyond	Total
<b>REVENUE TOTAL</b>	<b>0</b>	<b>0</b>	<b>0</b>	<b>0</b>	<b>0</b>	<b>1,000,000</b>	<b>1,000,000</b>

City of Moreno Valley  
 Capital Improvement Plan - Project Details  
 FYs 2025-2030 and Beyond

Drought Tolerant Landscaping and Turf Replacement

<b>Department / Division:</b>	<b>Project Priority:</b>	<b>Project Status:</b>	<b>Council District(s):</b>
70 - Public Works / 77 - PW - Capital Projects	Desirable Start within 3 to 5 yrs	On Hold - Unfunded	District 1, District 2, District 3, District 4

Schedule:

---



---



---



---



---



---



---



---

CITYWIDE

Project Description:

This project will replace higher water use landscaping and turf within the public right of way (parkways and medians) with water efficient plants, ground cover, and mulch. Plants and vegetation will consist primarily of drought tolerant desert plants which will improve air quality, use the least water, and add vibrant color to the City.

Justification or Significance of Improvement:

The implementation of this project will not only beautify the public right of way along Moreno Valley roadways but also provide critical water conservation and lower maintenance costs.

Estimated Maintenance Costs:

Parkway maintenance is part of the City's Maintenance and Operations operating budget.

Life-to-Date Expenditures Through FY 2023-24 0

PROJECT PHASE	Budget FY 2024/25	FY 25/26 - 26/27 Budget		FY 2027/28	FY 2028/29	FY 2029/30 and Beyond	Total
		New Request FY 2025/26	New Request FY 2026/27				
Prelim. Eng. / Environ.							
Design						200,000	200,000
Right of Way							
Construction							
Other						800,000	800,000
<b>PROJECT TOTAL</b>	<b>0</b>	<b>0</b>	<b>0</b>	<b>0</b>	<b>0</b>	<b>1,000,000</b>	<b>1,000,000</b>

FUNDING SOURCE	Budget FY 2024/25	New Request FY 2025/26	New Request FY 2026/27	FY 2027/28	FY 2028/29	FY 2029/30 and Beyond	Total
<b>REVENUE TOTAL</b>	<b>0</b>	<b>0</b>	<b>0</b>	<b>0</b>	<b>0</b>	<b>1,000,000</b>	<b>1,000,000</b>



City of Moreno Valley  
 Capital Improvement Plan - Project Details  
 FYs 2025-2030 and Beyond

Elder Avenue / Morrison Street to Nason Street

<b>Department / Division:</b>	<b>Project Priority:</b>	<b>Project Status:</b>	<b>Council District(s):</b>
70 - Public Works / 77 - PW - Capital Projects	Deferrable Start within 5 to 10 yrs	On Hold - Unfunded	District 2

Schedule:

---



---



---



---



---



---



**Project Description:**  
 This project will provide street improvements that include sidewalk, curb, gutter, median, asphalt concrete pavement, and striping.

**Justification or Significance of Improvement:**  
 The purpose of this project is to improve segments of roadway where full-width street improvements do not currently exist.

**Estimated Maintenance Costs:**  
 Street maintenance costs over a 20-year period are estimated to average approximately \$12,000 per 13-foot-wide lane mile per year. Currently no new funding source has been identified to fund these maintenance costs.

Life-to-Date Expenditures Through FY 2023-24 0

PROJECT PHASE	Budget FY 2024/25	FY 25/26 - 26/27 Budget		FY 2027/28	FY 2028/29	FY 2029/30 and Beyond	Total
		New Request FY 2025/26	New Request FY 2026/27				
Prelim. Eng. / Environ.							
Design						500,000	500,000
Right of Way						500,000	500,000
Construction						2,000,000	2,000,000
Other							
<b>PROJECT TOTAL</b>	<b>0</b>	<b>0</b>	<b>0</b>	<b>0</b>	<b>0</b>	<b>3,000,000</b>	<b>3,000,000</b>

FUNDING SOURCE	Budget FY 2024/25	New Request FY 2025/26	New Request FY 2026/27	FY 2027/28	FY 2028/29	FY 2029/30 and Beyond	Total
<b>REVENUE TOTAL</b>	<b>0</b>	<b>0</b>	<b>0</b>	<b>0</b>	<b>0</b>	<b>3,000,000</b>	<b>3,000,000</b>

City of Moreno Valley  
 Capital Improvement Plan - Project Details  
 FYs 2025-2030 and Beyond

Encelia Avenue / Moreno Beach Drive to Eucalyptus Avenue

<b>Department / Division:</b> 70 - Public Works / 77 - PW - Capital Projects	<b>Project Priority:</b> Deferrable Start within 5 to 10 yrs	<b>Project Status:</b> On Hold - Unfunded	<b>Council District(s):</b> District 3
---	---	--	---

Schedule:

---



---



---



---



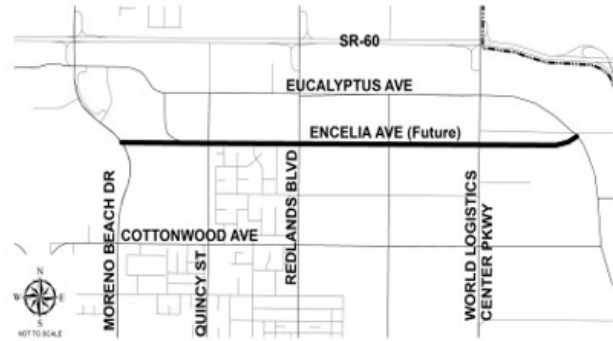
---



---



---



**Project Description:**

This project will provide street improvements that include sidewalk, curb, gutter, median, asphalt concrete pavement, and striping.

**Justification or Significance of Improvement:**

The project is needed to provide widening in the corridor to accommodate traffic growth.

**Estimated Maintenance Costs:**

Street maintenance costs over a 20-year period are estimated to average approximately \$12,000 per 13-foot-wide lane mile per year. Currently no new funding source has been identified to fund these maintenance costs.

Life-to-Date Expenditures Through FY 2023-24 0

PROJECT PHASE	Budget FY 2024/25	FY 25/26 - 26/27 Budget		FY 2027/28	FY 2028/29	FY 2029/30 and Beyond	Total
		New Request FY 2025/26	New Request FY 2026/27				
Prelim. Eng. / Environ.						550,000	550,000
Design						850,000	850,000
Right of Way						4,000,000	4,000,000
Construction						18,600,000	18,600,000
Other							
<b>PROJECT TOTAL</b>	<b>0</b>	<b>0</b>	<b>0</b>	<b>0</b>	<b>0</b>	<b>24,000,000</b>	<b>24,000,000</b>

FUNDING SOURCE	Budget FY 2024/25	New Request FY 2025/26	New Request FY 2026/27	FY 2027/28	FY 2028/29	FY 2029/30 and Beyond	Total
<b>REVENUE TOTAL</b>	<b>0</b>	<b>0</b>	<b>0</b>	<b>0</b>	<b>0</b>	<b>24,000,000</b>	<b>24,000,000</b>

City of Moreno Valley  
 Capital Improvement Plan - Project Details  
 FYs 2025-2030 and Beyond

**Eucalyptus Avenue (Formerly Fir Avenue) / Petit Street to Redlands Boulevard**

<b>Department / Division:</b> 70 - Public Works / 77 - PW - Capital Projects	<b>Project Priority:</b> Deferrable Start within 5 to 10 yrs	<b>Project Status:</b> On Hold - Unfunded	<b>Council District(s):</b> District 3
---	---	--	---

Schedule:

---



---



---



---



---



---



**Project Description:**  
 This project will provide street improvements that include sidewalk, curb, gutter, median, asphalt concrete pavement, and striping.

**Justification or Significance of Improvement:**  
 The purpose of this project is to improve segments of roadway where full-width street improvements do not currently exist.

**Estimated Maintenance Costs:**  
 Street maintenance costs over a 20-year period are estimated to average approximately \$12,000 per 13-foot-wide lane mile per year. Currently no new funding source has been identified to fund these maintenance costs.

Life-to-Date Expenditures Through FY 2023-24 0

PROJECT PHASE	Budget FY 2024/25	FY 25/26 - 26/27 Budget		FY 2027/28	FY 2028/29	FY 2029/30 and Beyond	Total
		New Request FY 2025/26	New Request FY 2026/27				
Prelim. Eng. / Environ.						250,000	250,000
Design						650,000	650,000
Right of Way						1,600,000	1,600,000
Construction						4,500,000	4,500,000
Other							
<b>PROJECT TOTAL</b>	<b>0</b>	<b>0</b>	<b>0</b>	<b>0</b>	<b>0</b>	<b>7,000,000</b>	<b>7,000,000</b>

FUNDING SOURCE	Budget FY 2024/25	New Request FY 2025/26	New Request FY 2026/27	FY 2027/28	FY 2028/29	FY 2029/30 and Beyond	Total
DIF-Arterial Streets (2901) 801 XXXX 3301						3,500,000	3,500,000
<b>REVENUE TOTAL</b>	<b>0</b>	<b>0</b>	<b>0</b>	<b>0</b>	<b>0</b>	<b>7,000,000</b>	<b>7,000,000</b>

City of Moreno Valley  
 Capital Improvement Plan - Project Details  
 FYs 2025-2030 and Beyond

Eucalyptus Avenue / Heacock Street to Morrison Street

<b>Department / Division:</b>	<b>Project Priority:</b>	<b>Project Status:</b>	<b>Council District(s):</b>
70 - Public Works / 77 - PW - Capital Projects	Deferrable Start within 5 to 10 yrs	On Hold - Unfunded	District 3

Schedule:

---



---



---



---



---



---



---



**Project Description:**

This project will provide street improvements that include sidewalk, curb, gutter, median, asphalt concrete pavement, and striping. This segment of Eucalyptus Avenue is within the Community Development Block Grant (CDBG) target area and is eligible for CDBG funding.

**Justification or Significance of Improvement:**

The purpose of this project is to improve a segment of Eucalyptus Avenue along the south side of the roadway, where full-width street and sidewalk improvements do not currently exist.

**Estimated Maintenance Costs:**

Street maintenance costs over a 20-year period are estimated to average approximately \$12,000 per 13-foot-wide lane mile per year. Currently no new funding source has been identified to fund these maintenance costs.

Life-to-Date Expenditures Through FY 2023-24 0

PROJECT PHASE	Budget FY 2024/25	FY 25/26 - 26/27 Budget		FY 2027/28	FY 2028/29	FY 2029/30 and Beyond	Total
		New Request FY 2025/26	New Request FY 2026/27				
Prelim. Eng. / Environ.						200,000	200,000
Design						400,000	400,000
Right of Way						400,000	400,000
Construction						1,500,000	1,500,000
Other							
<b>PROJECT TOTAL</b>	<b>0</b>	<b>0</b>	<b>0</b>	<b>0</b>	<b>0</b>	<b>2,500,000</b>	<b>2,500,000</b>

FUNDING SOURCE	Budget FY 2024/25	New Request FY 2025/26	New Request FY 2026/27	FY 2027/28	FY 2028/29	FY 2029/30 and Beyond	Total
<b>REVENUE TOTAL</b>	<b>0</b>	<b>0</b>	<b>0</b>	<b>0</b>	<b>0</b>	<b>2,500,000</b>	<b>2,500,000</b>

City of Moreno Valley  
 Capital Improvement Plan - Project Details  
 FYs 2025-2030 and Beyond

**Eucalyptus Avenue / I-215 to Towngate Boulevard**

<b>Department / Division:</b>	<b>Project Priority:</b>	<b>Project Status:</b>	<b>Council District(s):</b>
70 - Public Works / 77 - PW - Capital Projects	Deferrable Start within 5 to 10 yrs	On Hold - Unfunded	District 1, District 3

Schedule:

---



---



---



---



---



---



---



**Project Description:**

This project will provide street improvements that include sidewalk, curb, gutter, median, asphalt concrete pavement, and striping on Eucalyptus Avenue between I-215 to Towngate Boulevard and Heacock Street to Kitching Street to Morrison Street.

**Justification or Significance of Improvement:**

The purpose of this project is to improve segments of roadway where full-width street improvements do not currently exist.

**Estimated Maintenance Costs:**

Street maintenance costs over a 20 year period are estimated to average approximately \$12,000 per 13 foot wide lane mile per year. Currently no new funding source has been identified to fund these maintenance costs.

Life-to-Date Expenditures Through FY 2023-24 0

PROJECT PHASE	Budget FY 2024/25	FY 25/26 - 26/27 Budget		FY 2027/28	FY 2028/29	FY 2029/30 and Beyond	Total
		New Request FY 2025/26	New Request FY 2026/27				
Prelim. Eng. / Environ.						180,000	180,000
Design						620,000	620,000
Right of Way						600,000	600,000
Construction						4,200,000	4,200,000
Other							
<b>PROJECT TOTAL</b>	<b>0</b>	<b>0</b>	<b>0</b>	<b>0</b>	<b>0</b>	<b>5,600,000</b>	<b>5,600,000</b>

FUNDING SOURCE	Budget FY 2024/25	New Request FY 2025/26	New Request FY 2026/27	FY 2027/28	FY 2028/29	FY 2029/30 and Beyond	Total
DIF-Arterial Streets (2901) 801 XXXX 3301						2,800,000	2,800,000
<b>REVENUE TOTAL</b>	<b>0</b>	<b>0</b>	<b>0</b>	<b>0</b>	<b>0</b>	<b>5,600,000</b>	<b>5,600,000</b>

City of Moreno Valley  
 Capital Improvement Plan - Project Details  
 FYs 2025-2030 and Beyond

Eucalyptus Avenue / Redlands Boulevard to Theodore Street

<b>Department / Division:</b> 70 - Public Works / 77 - PW - Capital Projects	<b>Project Priority:</b> Deferrable Start within 5 to 10 yrs	<b>Project Status:</b> On Hold - Unfunded	<b>Council District(s):</b> District 3
---	---	--	---

Schedule:

---



---



---



---



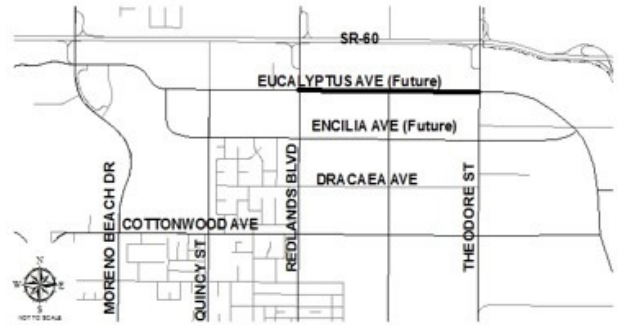
---



---



---



**Project Description:**  
 This project will provide missing improvements that include sidewalk, curb, gutter, median, asphalt pavement, drainage improvements, and striping on the south and west end of Eucalyptus Avenue between Redlands Boulevard and Theodore Street.

**Justification or Significance of Improvement:**  
 These improvements will improve the level of service at both intersections, reduce truck traffic congestion on Eucalyptus Avenue, and also reduce flooding by improving storm drain facilities in the area.

**Estimated Maintenance Costs:**  
 Street maintenance costs over a 20-year period are estimated to average approximately \$12,000 per 13-foot-wide lane mile per year. Currently no new funding source has been identified to fund these maintenance costs.

Life-to-Date Expenditures Through FY 2023-24 0

PROJECT PHASE	Budget FY 2024/25	FY 25/26 - 26/27 Budget		FY 2027/28	FY 2028/29	FY 2029/30 and Beyond	Total
		New Request FY 2025/26	New Request FY 2026/27				
Prelim. Eng. / Environ.							
Design						650,000	650,000
Right of Way							
Construction						2,650,000	2,650,000
Other							
<b>PROJECT TOTAL</b>	<b>0</b>	<b>0</b>	<b>0</b>	<b>0</b>	<b>0</b>	<b>3,300,000</b>	<b>3,300,000</b>

FUNDING SOURCE	Budget FY 2024/25	New Request FY 2025/26	New Request FY 2026/27	FY 2027/28	FY 2028/29	FY 2029/30 and Beyond	Total
<b>REVENUE TOTAL</b>	<b>0</b>	<b>0</b>	<b>0</b>	<b>0</b>	<b>0</b>	<b>3,300,000</b>	<b>3,300,000</b>

City of Moreno Valley  
 Capital Improvement Plan - Project Details  
 FYs 2025-2030 and Beyond

**Fir Avenue / Tamara Drive to Kitching Street and Tamara Drive (East Side)**

<b>Department / Division:</b>	<b>Project Priority:</b>	<b>Project Status:</b>	<b>Council District(s):</b>
70 - Public Works / 77 - PW - Capital Projects	Deferrable Start within 5 to 10 yrs	On Hold - Unfunded	District 3

Schedule:



**Project Description:**

This project will provide street improvements that include sidewalk, curb, gutter, median, asphalt concrete pavement, and striping along Fir Avenue and to close a gap on the east side of Tamara Drive from Fir Avenue to the South.

**Justification or Significance of Improvement:**

The purpose of this project is to improve segments of roadway where full width street improvements do not currently exist.

**Estimated Maintenance Costs:**

Street maintenance costs over a 20-year period are estimated to average approximately \$12,000 per 13-foot-wide lane mile per year. Currently no new funding source has been identified to fund these maintenance costs.

Life-to-Date Expenditures Through FY 2023-24 0

PROJECT PHASE	Budget FY 2024/25	FY 25/26 - 26/27 Budget		FY 2027/28	FY 2028/29	FY 2029/30 and Beyond	Total
		New Request FY 2025/26	New Request FY 2026/27				
Prelim. Eng. / Environ.							
Design						150,000	150,000
Right of Way						150,000	150,000
Construction						500,000	500,000
Other							
<b>PROJECT TOTAL</b>	<b>0</b>	<b>0</b>	<b>0</b>	<b>0</b>	<b>0</b>	<b>800,000</b>	<b>800,000</b>

FUNDING SOURCE	Budget FY 2024/25	New Request FY 2025/26	New Request FY 2026/27	FY 2027/28	FY 2028/29	FY 2029/30 and Beyond	Total
<b>REVENUE TOTAL</b>	<b>0</b>	<b>0</b>	<b>0</b>	<b>0</b>	<b>0</b>	<b>800,000</b>	<b>800,000</b>



City of Moreno Valley  
 Capital Improvement Plan - Project Details  
 FYs 2025-2030 and Beyond

Frederick Street Hardscape / Cactus Avenue to Sunnymead Boulevard

<b>Department / Division:</b>	<b>Project Priority:</b>	<b>Project Status:</b>	<b>Council District(s):</b>
70 - Public Works / 77 - PW - Capital Projects	Deferrable Start within 5 to 10 yrs	On Hold - Unfunded	District 1

Schedule:

---



---



---



---



---



---



---



**Project Description:**

This project will replace locations with high water use landscape with low maintenance landscape and hardscape within the public right of way (parkways and medians) along Frederick Street from Cactus Avenue to Sunnymead Boulevard and install landscape and hardscape at locations that are missing improvements.

**Justification or Significance of Improvement:**

The implementation of this project will not only beautify the public right of way along Frederick Street but also provide critical water conservation and lower maintenance costs.

**Estimated Maintenance Costs:**

Parkway maintenance is part of the City's Maintenance and Operations operating budget.

Life-to-Date Expenditures Through FY 2023-24 0

PROJECT PHASE	Budget FY 2024/25	FY 25/26 - 26/27 Budget		FY 2027/28	FY 2028/29	FY 2029/30 and Beyond	Total
		New Request FY 2025/26	New Request FY 2026/27				
Prelim. Eng. / Environ.							
Design						250,000	250,000
Right of Way							
Construction						1,250,000	1,250,000
Other							
<b>PROJECT TOTAL</b>	<b>0</b>	<b>0</b>	<b>0</b>	<b>0</b>	<b>0</b>	<b>1,500,000</b>	<b>1,500,000</b>

FUNDING SOURCE	Budget FY 2024/25	New Request FY 2025/26	New Request FY 2026/27	FY 2027/28	FY 2028/29	FY 2029/30 and Beyond	Total
801 XXXX UNF							
<b>REVENUE TOTAL</b>	<b>0</b>	<b>0</b>	<b>0</b>	<b>0</b>	<b>0</b>	<b>1,500,000</b>	<b>1,500,000</b>

City of Moreno Valley  
 Capital Improvement Plan - Project Details  
 FYs 2025-2030 and Beyond

**Frederick Street Permanent Median / Calle San Juan de Los Lagos to Alessandro Boulevard**

<b>Department / Division:</b>	<b>Project Priority:</b>	<b>Project Status:</b>	<b>Council District(s):</b>
70 - Public Works / 77 - PW - Capital Projects	Deferrable Start within 5 to 10 yrs	On Hold - Unfunded	District 1

Schedule:

\_\_\_\_\_

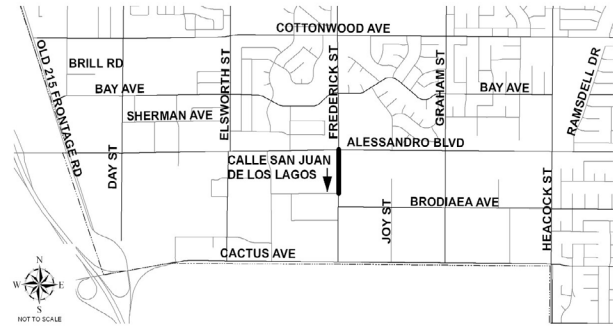
\_\_\_\_\_

\_\_\_\_\_

\_\_\_\_\_

\_\_\_\_\_

\_\_\_\_\_



**Project Description:**

This project will involve replacing a temporary glue down curb median with a permanent median on Frederick Street from Calle San Juan de Los Lagos to Alessandro Boulevard.  
 This project was deferred indefinitely by the City Council during their June 23, 2009 meeting.  
 This project was previously funded under DIF Arterial Streets.

**Justification or Significance of Improvement:**

The median will enhance safety and channelize turn movements.

**Estimated Maintenance Costs:**

Street maintenance costs over a 20-year period are estimated to average approximately \$12,000 per 13-foot-wide lane mile per year. Currently no new funding source has been identified to fund these maintenance costs.

Life-to-Date Expenditures Through FY 2023-24 0

PROJECT PHASE	Budget FY 2024/25	FY 25/26 - 26/27 Budget		FY 2027/28	FY 2028/29	FY 2029/30 and Beyond	Total
		New Request FY 2025/26	New Request FY 2026/27				
Prelim. Eng. / Environ.							
Design						120,000	120,000
Right of Way							
Construction						880,000	880,000
Other							
<b>PROJECT TOTAL</b>	<b>0</b>	<b>0</b>	<b>0</b>	<b>0</b>	<b>0</b>	<b>1,000,000</b>	<b>1,000,000</b>

FUNDING SOURCE	Budget FY 2024/25	New Request FY 2025/26	New Request FY 2026/27	FY 2027/28	FY 2028/29	FY 2029/30 and Beyond	Total
<b>REVENUE TOTAL</b>	<b>0</b>	<b>0</b>	<b>0</b>	<b>0</b>	<b>0</b>	<b>1,000,000</b>	<b>1,000,000</b>

City of Moreno Valley  
 Capital Improvement Plan - Project Details  
 FYs 2025-2030 and Beyond

**Gentian Avenue / Heacock Street to Perris Boulevard**

<b>Department / Division:</b>	<b>Project Priority:</b>	<b>Project Status:</b>	<b>Council District(s):</b>
70 - Public Works / 77 - PW - Capital Projects	Deferrable Start within 5 to 10 yrs	On Hold - Unfunded	District 4

Schedule:

---



---



---



---



---



---



---



**Project Description:**  
 This project will provide street improvements that include sidewalk, curb, gutter, median, asphalt concrete pavement, and striping.

**Justification or Significance of Improvement:**  
 The purpose of this project is to improve segments of roadway where full-width street improvements do not currently exist.

**Estimated Maintenance Costs:**  
 Street maintenance costs over a 20-year period are estimated to average approximately \$12,000 per 13-foot-wide lane mile per year. Currently no new funding source has been identified to fund these maintenance costs.

Life-to-Date Expenditures Through FY 2023-24 0

PROJECT PHASE	Budget FY 2024/25	FY 25/26 - 26/27 Budget		FY 2027/28	FY 2028/29	FY 2029/30 and Beyond	Total
		New Request FY 2025/26	New Request FY 2026/27				
Prelim. Eng. / Environ.							
Design						800,000	800,000
Right of Way						1,200,000	1,200,000
Construction						3,000,000	3,000,000
Other							
<b>PROJECT TOTAL</b>	<b>0</b>	<b>0</b>	<b>0</b>	<b>0</b>	<b>0</b>	<b>5,000,000</b>	<b>5,000,000</b>

FUNDING SOURCE	Budget FY 2024/25	New Request FY 2025/26	New Request FY 2026/27	FY 2027/28	FY 2028/29	FY 2029/30 and Beyond	Total
<b>REVENUE TOTAL</b>	<b>0</b>	<b>0</b>	<b>0</b>	<b>0</b>	<b>0</b>	<b>5,000,000</b>	<b>5,000,000</b>

City of Moreno Valley  
 Capital Improvement Plan - Project Details  
 FYs 2025-2030 and Beyond

**Hardscape and Beautification at SR-60 Interchange / Day Street to Perris Boulevard**

<b>Department / Division:</b>	<b>Project Priority:</b>	<b>Project Status:</b>	<b>Council District(s):</b>
70 - Public Works / 77 - PW - Capital Projects	Deferrable Start within 5 to 10 yrs	On Hold - Unfunded	District 1, District 2, District 3

Schedule:

---



---



---



---



---



---



---



**Project Description:**

In partnership with Caltrans, this project will enhance the aesthetics of four interchanges along State Route 60 from Frederick Street to Perris Boulevard by installing decorative hardscape and other beatification measures.

**Justification or Significance of Improvement:**

This project will demonstrate the pride of Moreno Valley as residents and travelers pass through Moreno Valley on State Route 60 and see the enhanced aesthetic this project will provide.

**Estimated Maintenance Costs:**

Caltrans will fund the maintenance of interchanges within Caltrans right of way.

Life-to-Date Expenditures Through FY 2023-24 0

PROJECT PHASE	Budget FY 2024/25	FY 25/26 - 26/27 Budget		FY 2027/28	FY 2028/29	FY 2029/30 and Beyond	Total
		New Request FY 2025/26	New Request FY 2026/27				
Prelim. Eng. / Environ.							
Design						4,000,000	4,000,000
Right of Way							
Construction						16,000,000	16,000,000
Other							
<b>PROJECT TOTAL</b>	<b>0</b>	<b>0</b>	<b>0</b>	<b>0</b>	<b>0</b>	<b>20,000,000</b>	<b>20,000,000</b>

FUNDING SOURCE	Budget FY 2024/25	New Request FY 2025/26	New Request FY 2026/27	FY 2027/28	FY 2028/29	FY 2029/30 and Beyond	Total
<b>REVENUE TOTAL</b>	<b>0</b>	<b>0</b>	<b>0</b>	<b>0</b>	<b>0</b>	<b>20,000,000</b>	<b>20,000,000</b>

City of Moreno Valley  
 Capital Improvement Plan - Project Details  
 FYs 2025-2030 and Beyond

Heacock Street / Reche Vista Drive to Cactus Avenue

<b>Department / Division:</b>	<b>Project Priority:</b>	<b>Project Status:</b>	<b>Council District(s):</b>
70 - Public Works / 77 - PW - Capital Projects	Deferrable Start within 5 to 10 yrs	On Hold - Unfunded	District 1, District 2, District 3

Schedule:

---



---



---



---



---



---



---



**Project Description:**

This project will provide street improvements such as sidewalk, curb, gutter, asphalt concrete pavement, and striping along Heacock Street, between Reche Vista Drive and Cactus Avenue where missing improvements exist. The gap sections shown on the location map, between Atwood Avenue and Myers Avenue, and between Gregory Lane to 680' south, is covered on separate project sheets.

**Justification or Significance of Improvement:**

The purpose of this project is to improve segments of roadway where full-width street improvements do not currently exist.

**Estimated Maintenance Costs:**

Street maintenance costs over a 20-year period are estimated to average approximately \$12,000 per 13-foot-wide lane mile per year. Currently no new funding source has been identified to fund these maintenance costs.

Life-to-Date Expenditures Through FY 2023-24 0

PROJECT PHASE	Budget FY 2024/25	FY 25/26 - 26/27 Budget			FY 2027/28	FY 2028/29	FY 2029/30 and Beyond	Total
		New Request FY 2025/26	New Request FY 2026/27					
Prelim. Eng. / Environ.						250,000	250,000	
Design						750,000	750,000	
Right of Way						1,500,000	1,500,000	
Construction						3,500,000	3,500,000	
Other								
<b>PROJECT TOTAL</b>	<b>0</b>	<b>0</b>	<b>0</b>	<b>0</b>	<b>0</b>	<b>6,000,000</b>	<b>6,000,000</b>	

FUNDING SOURCE	Budget FY 2024/25	New Request FY 2025/26	New Request FY 2026/27	FY 2027/28	FY 2028/29	FY 2029/30 and Beyond	Total
<b>REVENUE TOTAL</b>	<b>0</b>	<b>0</b>	<b>0</b>	<b>0</b>	<b>0</b>	<b>6,000,000</b>	<b>6,000,000</b>

City of Moreno Valley  
 Capital Improvement Plan - Project Details  
 FYs 2025-2030 and Beyond

Heacock Street Sidewalk / Atwood Avenue to Myers Avenue

<b>Department / Division:</b>	<b>Project Priority:</b>	<b>Project Status:</b>	<b>Council District(s):</b>
70 - Public Works / 77 - PW - Capital Projects	Deferrable Start within 5 to 10 yrs	On Hold - Unfunded	District 1

Schedule:

---

---

---

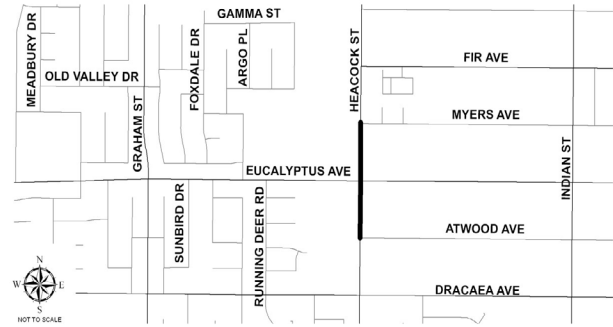
---

---

---

---

---



Project Description:

Phase 1 constructed a temporary asphalt concrete sidewalk which was completed in June 2012 at a cost of \$200,000. Phase 2 (Ultimate Improvements) This project will construct the ultimate street improvements and sidewalk along the east side of Heacock Street between Atwood Avenue and Myers Avenue. The project requires acquisition of right of way located on the east side of Heacock Street. Improvements will include full street widening on the east side that accommodates the General Plan cross section for Heacock Street (widening of the existing two through lanes, striped median, and shoulder), as well as construction of the ultimate sidewalk along this segment.

Justification or Significance of Improvement:

This project will enhance the traffic conditions and provide a concrete sidewalk and full street width improvements per the City standard for this section of Heacock Street.

Estimated Maintenance Costs:

Street maintenance costs over a 20-year period are estimated to average approximately \$12,000 per 13-foot-wide lane mile per year. Currently no new funding source has been identified to fund these maintenance costs.

Life-to-Date Expenditures Through FY 2023-24 0

PROJECT PHASE	Budget FY 2024/25	FY 25/26 - 26/27 Budget		FY 2027/28	FY 2028/29	FY 2029/30 and Beyond	Total
		New Request FY 2025/26	New Request FY 2026/27				
Prelim. Eng. / Environ.							
Design						350,000	350,000
Right of Way						2,500,000	2,500,000
Construction						3,500,000	3,500,000
Other							
<b>PROJECT TOTAL</b>	<b>0</b>	<b>0</b>	<b>0</b>	<b>0</b>	<b>0</b>	<b>6,350,000</b>	<b>6,350,000</b>

FUNDING SOURCE	Budget FY 2024/25	New Request FY 2025/26	New Request FY 2026/27	FY 2027/28	FY 2028/29	FY 2029/30 and Beyond	Total
<b>REVENUE TOTAL</b>	<b>0</b>	<b>0</b>	<b>0</b>	<b>0</b>	<b>0</b>	<b>6,350,000</b>	<b>6,350,000</b>

City of Moreno Valley  
 Capital Improvement Plan - Project Details  
 FYs 2025-2030 and Beyond

I-215 / Cactus Avenue Interchange Improvements

<b>Department / Division:</b>	<b>Project Priority:</b>	<b>Project Status:</b>	<b>Council District(s):</b>
70 - Public Works / 77 - PW - Capital Projects	Deferrable Start within 5 to 10 yrs	On Hold - Unfunded	District 1

Schedule:

---



---



---



---



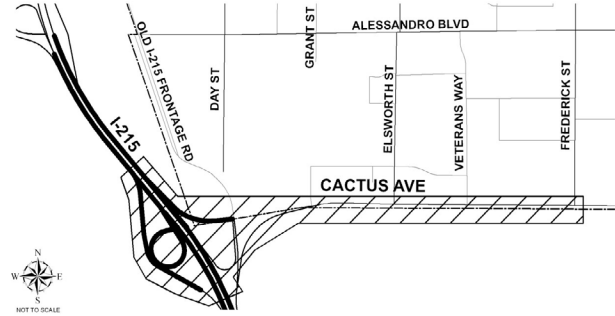
---



---



---



**Project Description:**

The project will study alternatives to improve the I-215 / Cactus Avenue on- and off-ramps, eliminating or realigning auxiliary lanes and widening or replacing the over-crossing structure at I-215 / Cactus Avenue. TUMF allocations are dependent upon the availability of funds from the Western Riverside Council of Governments (WRCOG).

Project Study Report: Caltrans sign-off July 2009 Project Approval and Environmental Documentation: Subject to available funding

Design: Subject to available funding Right of Way: Subject to available funding Construction: Subject to available funding

This project was previously funded under TUMF.

**Justification or Significance of Improvement:**

The objective of the project is to reduce traffic congestion, enhance access, and improve traffic circulation along Cactus Avenue and to the main gate at March Air Reserve Base (MARB).

**Estimated Maintenance Costs:**

Street maintenance costs over a 20-year period are estimated to average approximately \$12,000 per 13-foot-wide lane mile per year. Currently no new funding source has been identified to fund these maintenance costs.

Life-to-Date Expenditures Through FY 2023-24 0

PROJECT PHASE	Budget FY 2024/25	FY 25/26 - 26/27 Budget		FY 2027/28	FY 2028/29	FY 2029/30 and Beyond	Total
		New Request FY 2025/26	New Request FY 2026/27				
Prelim. Eng. / Environ.						3,000,000	3,000,000
Design						5,500,000	5,500,000
Right of Way						8,500,000	8,500,000
Construction						73,000,000	73,000,000
Other							
<b>PROJECT TOTAL</b>	<b>0</b>	<b>0</b>	<b>0</b>	<b>0</b>	<b>0</b>	<b>90,000,000</b>	<b>90,000,000</b>

FUNDING SOURCE	Budget FY 2024/25	New Request FY 2025/26	New Request FY 2026/27	FY 2027/28	FY 2028/29	FY 2029/30 and Beyond	Total
<b>REVENUE TOTAL</b>	<b>0</b>	<b>0</b>	<b>0</b>	<b>0</b>	<b>0</b>	<b>90,000,000</b>	<b>90,000,000</b>



City of Moreno Valley  
 Capital Improvement Plan - Project Details  
 FYs 2025-2030 and Beyond

Indian Street / Manzanita Avenue to Superior Avenue

<b>Department / Division:</b>	<b>Project Priority:</b>	<b>Project Status:</b>	<b>Council District(s):</b>
70 - Public Works / 77 - PW - Capital Projects	Deferrable Start within 5 to 10 yrs	On Hold - Unfunded	District 1, District 2, District 3, District 4

Schedule:

---



---



---



---



---



---



Project Description:

This project will provide street improvements that include sidewalk, curb, gutter, median, asphalt concrete pavement, and striping. The SR-60 bridge crossing is listed separately under the "Bridges" category in this CIP.

Justification or Significance of Improvement:

The project is needed to provide widening in the corridor to accommodate traffic growth.

Estimated Maintenance Costs:

Street maintenance costs over a 20-year period are estimated to average approximately \$12,000 per 13-foot-wide lane mile per year. Currently no new funding source has been identified to fund these maintenance costs.

Life-to-Date Expenditures Through FY 2023-24 0

PROJECT PHASE	Budget FY 2024/25	FY 25/26 - 26/27 Budget		FY 2027/28	FY 2028/29	FY 2029/30 and Beyond	Total
		New Request FY 2025/26	New Request FY 2026/27				
Prelim. Eng. / Environ.						900,000	900,000
Design						2,000,000	2,000,000
Right of Way						5,500,000	5,500,000
Construction						26,000,000	26,000,000
Other							
<b>PROJECT TOTAL</b>	<b>0</b>	<b>0</b>	<b>0</b>	<b>0</b>	<b>0</b>	<b>34,400,000</b>	<b>34,400,000</b>

FUNDING SOURCE	Budget FY 2024/25	New Request FY 2025/26	New Request FY 2026/27	FY 2027/28	FY 2028/29	FY 2029/30 and Beyond	Total
<b>REVENUE TOTAL</b>	<b>0</b>	<b>0</b>	<b>0</b>	<b>0</b>	<b>0</b>	<b>34,400,000</b>	<b>34,400,000</b>

City of Moreno Valley  
 Capital Improvement Plan - Project Details  
 FYs 2025-2030 and Beyond

Indian Street / San Michele Road to Southerly City Limits

<b>Department / Division:</b>	<b>Project Priority:</b>	<b>Project Status:</b>	<b>Council District(s):</b>
70 - Public Works / 77 - PW - Capital Projects	Deferrable Start within 5 to 10 yrs	On Hold - Unfunded	District 4

Schedule:

---



---



---



---



---



---



---



**Project Description:**  
 This project will provide street improvements that include sidewalk, curb, gutter, median, asphalt concrete pavement, and striping.

**Justification or Significance of Improvement:**  
 The project is needed to provide widening in the corridor to accommodate traffic growth.

**Estimated Maintenance Costs:**  
 Street maintenance costs over a 20-year period are estimated to average approximately \$12,000 per 13-foot-wide lane mile per year. Currently no new funding source has been identified to fund these maintenance costs.

Life-to-Date Expenditures Through FY 2023-24 0

PROJECT PHASE	Budget FY 2024/25	FY 25/26 - 26/27 Budget		FY 2027/28	FY 2028/29	FY 2029/30 and Beyond	Total
		New Request FY 2025/26	New Request FY 2026/27				
Prelim. Eng. / Environ.							
Design						650,000	650,000
Right of Way						750,000	750,000
Construction						5,000,000	5,000,000
Other							
<b>PROJECT TOTAL</b>	<b>0</b>	<b>0</b>	<b>0</b>	<b>0</b>	<b>0</b>	<b>6,400,000</b>	<b>6,400,000</b>

FUNDING SOURCE	Budget FY 2024/25	New Request FY 2025/26	New Request FY 2026/27	FY 2027/28	FY 2028/29	FY 2029/30 and Beyond	Total
DIF-Arterial Streets (2901) 801 XXXX 3301						3,200,000	3,200,000
<b>REVENUE TOTAL</b>	<b>0</b>	<b>0</b>	<b>0</b>	<b>0</b>	<b>0</b>	<b>6,400,000</b>	<b>6,400,000</b>

City of Moreno Valley  
 Capital Improvement Plan - Project Details  
 FYs 2025-2030 and Beyond

Iris Avenue / Indian Street to 200 Ft East of Wedow Drive

<b>Department / Division:</b>	<b>Project Priority:</b>	<b>Project Status:</b>	<b>Council District(s):</b>
70 - Public Works / 77 - PW - Capital Projects	Deferrable Start within 5 to 10 yrs	On Hold - Unfunded	District 4

Schedule:

---



---



---



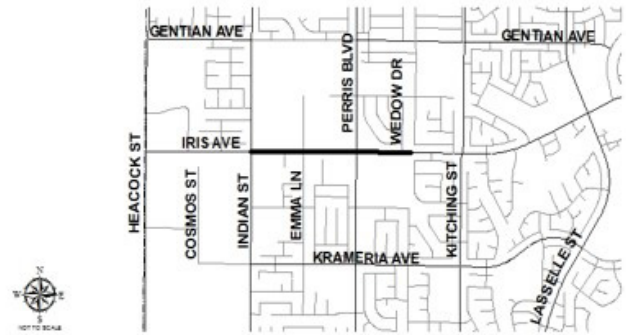
---



---



---



**Project Description:**  
 This project will provide street improvements that include sidewalk, curb, gutter, median, asphalt concrete pavement, and striping.

**Justification or Significance of Improvement:**  
 The purpose of this project is to improve segments of roadway where full-width street improvements do not currently exist.

**Estimated Maintenance Costs:**  
 Street maintenance costs over a 20-year period are estimated to average approximately \$12,000 per 13-foot-wide lane mile per year. Currently no new funding source has been identified to fund these maintenance costs.

Life-to-Date Expenditures Through FY 2023-24 0

PROJECT PHASE	Budget FY 2024/25	FY 25/26 - 26/27 Budget		FY 2027/28	FY 2028/29	FY 2029/30 and Beyond	Total
		New Request FY 2025/26	New Request FY 2026/27				
Prelim. Eng. / Environ.							
Design						950,000	950,000
Right of Way						1,550,000	1,550,000
Construction						4,500,000	4,500,000
Other							
<b>PROJECT TOTAL</b>	<b>0</b>	<b>0</b>	<b>0</b>	<b>0</b>	<b>0</b>	<b>7,000,000</b>	<b>7,000,000</b>

FUNDING SOURCE	Budget FY 2024/25	New Request FY 2025/26	New Request FY 2026/27	FY 2027/28	FY 2028/29	FY 2029/30 and Beyond	Total
<b>REVENUE TOTAL</b>	<b>0</b>	<b>0</b>	<b>0</b>	<b>0</b>	<b>0</b>	<b>7,000,000</b>	<b>7,000,000</b>

City of Moreno Valley  
 Capital Improvement Plan - Project Details  
 FYs 2025-2030 and Beyond

Ironwood Avenue / Nason Street to Redlands Boulevard

<b>Department / Division:</b> 70 - Public Works / 77 - PW - Capital Projects	<b>Project Priority:</b> Deferrable Start within 5 to 10 yrs	<b>Project Status:</b> On Hold - Unfunded	<b>Council District(s):</b> District 2
---	---	--	---

Schedule:

---



---



---



---



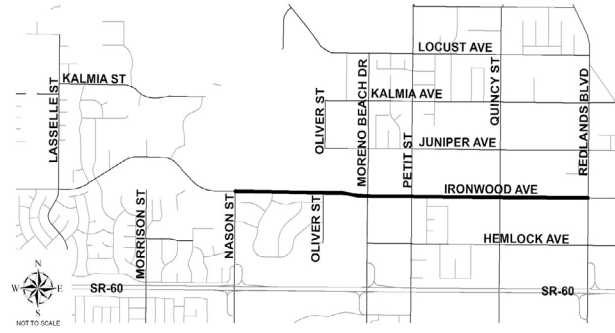
---



---



---



**Project Description:**  
 This project will provide street improvements that include sidewalk, curb, gutter, median, asphalt concrete pavement, and striping.

**Justification or Significance of Improvement:**  
 The project is needed to provide widening in the corridor to accommodate traffic growth.

**Estimated Maintenance Costs:**  
 Street maintenance costs over a 20-year period are estimated to average approximately \$12,000 per 13-foot-wide lane mile per year. Currently no new funding source has been identified to fund these maintenance costs.

Life-to-Date Expenditures Through FY 2023-24 0

PROJECT PHASE	Budget FY 2024/25	FY 25/26 - 26/27 Budget		FY 2027/28	FY 2028/29	FY 2029/30 and Beyond	Total
		New Request FY 2025/26	New Request FY 2026/27				
Prelim. Eng. / Environ.						350,000	350,000
Design						750,000	750,000
Right of Way						2,500,000	2,500,000
Construction						10,500,000	10,500,000
Other							
<b>PROJECT TOTAL</b>	<b>0</b>	<b>0</b>	<b>0</b>	<b>0</b>	<b>0</b>	<b>14,100,000</b>	<b>14,100,000</b>

FUNDING SOURCE	Budget FY 2024/25	New Request FY 2025/26	New Request FY 2026/27	FY 2027/28	FY 2028/29	FY 2029/30 and Beyond	Total
<b>REVENUE TOTAL</b>	<b>0</b>	<b>0</b>	<b>0</b>	<b>0</b>	<b>0</b>	<b>14,100,000</b>	<b>14,100,000</b>

City of Moreno Valley  
 Capital Improvement Plan - Project Details  
 FYs 2025-2030 and Beyond

Ironwood Avenue / Perris Boulevard to Nason Street

<b>Department / Division:</b>	<b>Project Priority:</b>	<b>Project Status:</b>	<b>Council District(s):</b>
70 - Public Works / 77 - PW - Capital Projects	Deferrable Start within 5 to 10 yrs	On Hold - Unfunded	District 2

Schedule:



Project Description:

This project will widen Ironwood Avenue from Perris Boulevard to Nason Street from two lanes to four lanes with a two-way turn lane, bike lanes, and sidewalks west of Vista de Cerros, and two lanes with two-way left-turn lane, bike lanes, and sidewalks east of Vista de Cerros. The City Council approved the Mitigated Negative Declaration for the project in May 2011, and WRCOG has reimbursed the City for the PA&ED phase. Final design and construction will proceed based on available funding. Staff has identified two potential projects that could be implemented if appropriate funding were made available. The first is widening at the northwest corner of Ironwood Avenue and Kitching Street to remove the bottleneck at this point and provide four travel lanes between Perris Boulevard and Lasselle Street at a cost of \$800,000. The second is widening between Dalehurst Road and Helga Lane, with transitions on each end, to provide a turning lane, shoulders, and sidewalk at a cost of \$990,000. Either project would require 18-24 months to allow for final design, utility coordination, and/or right of way acquisition as appropriate.

Preliminary Engineering / Environmental: Completed June 2011; Right of Way and Design: Subject to available funding

Justification or Significance of Improvement:

Ironwood Avenue provides a local east-west traffic link within the City. The proposed improvements will enhance roadway capacity and improve safety.

Estimated Maintenance Costs:

Street maintenance costs over a 20-year period are estimated to average approximately \$12,000 per 13-foot-wide lane mile per year. Currently no new funding source has been identified to fund these maintenance costs.

Life-to-Date Expenditures Through FY 2023-24 0

PROJECT PHASE	Budget FY 2024/25	FY 25/26 - 26/27 Budget		FY 2027/28	FY 2028/29	FY 2029/30 and Beyond	Total
		New Request FY 2025/26	New Request FY 2026/27				
Prelim. Eng. / Environ.						550,000	550,000
Design						1,150,000	1,150,000
Right of Way						3,500,000	3,500,000
Construction						15,000,000	15,000,000
Other							
<b>PROJECT TOTAL</b>	<b>0</b>	<b>0</b>	<b>0</b>	<b>0</b>	<b>0</b>	<b>20,200,000</b>	<b>20,200,000</b>

FUNDING SOURCE	Budget FY 2024/25	New Request FY 2025/26	New Request FY 2026/27	FY 2027/28	FY 2028/29	FY 2029/30 and Beyond	Total
<b>REVENUE TOTAL</b>	<b>0</b>	<b>0</b>	<b>0</b>	<b>0</b>	<b>0</b>	<b>20,200,000</b>	<b>20,200,000</b>

City of Moreno Valley  
 Capital Improvement Plan - Project Details  
 FYs 2025-2030 and Beyond

Ironwood Avenue / Redlands Boulevard to Theodore Street

<b>Department / Division:</b>	<b>Project Priority:</b>	<b>Project Status:</b>	<b>Council District(s):</b>
70 - Public Works / 77 - PW - Capital Projects	Deferrable Start within 5 to 10 yrs	On Hold - Unfunded	District 2

Schedule:

---



---



---



---



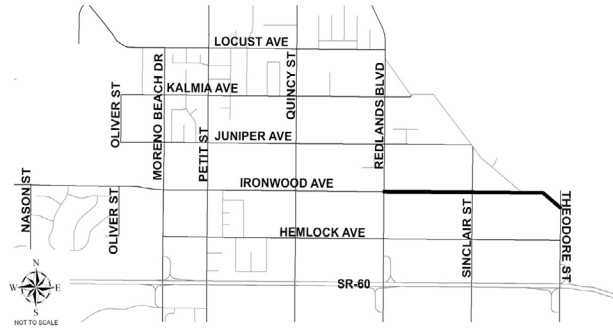
---



---



---



**Project Description:**  
 This project will provide street improvements that include sidewalk, curb, gutter, median, asphalt concrete pavement, and striping.

**Justification or Significance of Improvement:**  
 The purpose of this project is to improve segments of roadway where full-width street improvements do not currently exist.

**Estimated Maintenance Costs:**  
 Street maintenance costs over a 20-year period are estimated to average approximately \$12,000 per 13-foot-wide lane mile per year. Currently no new funding source has been identified to fund these maintenance costs.

Life-to-Date Expenditures Through FY 2023-24 0

PROJECT PHASE	Budget FY 2024/25	FY 25/26 - 26/27 Budget		FY 2027/28	FY 2028/29	FY 2029/30 and Beyond	Total
		New Request FY 2025/26	New Request FY 2026/27				
Prelim. Eng. / Environ.							
Design						700,000	700,000
Right of Way						300,000	300,000
Construction						4,500,000	4,500,000
Other							
<b>PROJECT TOTAL</b>	<b>0</b>	<b>0</b>	<b>0</b>	<b>0</b>	<b>0</b>	<b>5,500,000</b>	<b>5,500,000</b>

FUNDING SOURCE	Budget FY 2024/25	New Request FY 2025/26	New Request FY 2026/27	FY 2027/28	FY 2028/29	FY 2029/30 and Beyond	Total
<b>REVENUE TOTAL</b>	<b>0</b>	<b>0</b>	<b>0</b>	<b>0</b>	<b>0</b>	<b>5,500,000</b>	<b>5,500,000</b>

City of Moreno Valley  
 Capital Improvement Plan - Project Details  
 FYs 2025-2030 and Beyond

Juan Bautista de Anza Multi-Use Trail Enhancements / Moreno Valley Mall to Lake Perris

<b>Department / Division:</b>	<b>Project Priority:</b>	<b>Project Status:</b>	<b>Council District(s):</b>
70 - Public Works / 77 - PW - Capital Projects	Deferrable Start within 5 to 10 yrs	On Hold - Unfunded	District 1, District 3, District 4

Schedule:

---



---



---



---



---



---



**Project Description:**

This project will install trail enhancement elements such as benches, trash cans, signage, lighting, drinking fountains, and others along the existing Juan Bautista de Anza Multi-Use Trail from Moreno valley Mall to Lake Perris Recreation Area.

**Justification or Significance of Improvement:**

With the installation of trail enhancement elements, the trail experience will be enjoyed by all users and will increase user-ship.

**Estimated Maintenance Costs:**

Trail maintenance costs average approximately \$4,000 per acre per year based on budget information provided by the Parks Maintenance Division. Actual maintenance costs may vary depending on the size and amenities of the site.

Life-to-Date Expenditures Through FY 2023-24 0

PROJECT PHASE	Budget FY 2024/25	FY 25/26 - 26/27 Budget		FY 2027/28	FY 2028/29	FY 2029/30 and Beyond	Total
		New Request FY 2025/26	New Request FY 2026/27				
Prelim. Eng. / Environ.							
Design						2,000,000	2,000,000
Right of Way							
Construction						8,000,000	8,000,000
Other							
<b>PROJECT TOTAL</b>	<b>0</b>	<b>0</b>	<b>0</b>	<b>0</b>	<b>0</b>	<b>10,000,000</b>	<b>10,000,000</b>
FUNDING SOURCE	Budget FY 2024/25	New Request FY 2025/26	New Request FY 2026/27	FY 2027/28	FY 2028/29	FY 2029/30 and Beyond	Total
Unfunded Projects 801 XXXX UNF						10,000,000	10,000,000
<b>REVENUE TOTAL</b>	<b>0</b>	<b>0</b>	<b>0</b>	<b>0</b>	<b>0</b>	<b>10,000,000</b>	<b>10,000,000</b>



City of Moreno Valley  
 Capital Improvement Plan - Project Details  
 FYs 2025-2030 and Beyond

**John F. Kennedy Drive Road Diet from Moreno Beach Drive to Cactus Avenue**

<b>Department / Division:</b>	<b>Project Priority:</b>	<b>Project Status:</b>	<b>Council District(s):</b>
70 - Public Works / 76 - PW - Transportation	Desirable Start within 3 to 5 yrs	New - Unfunded	District 4

Schedule:

---



---



---



---



---



---



**Project Description:**  
 This project will implement a road diet to reduce the number of traveled lanes to one in each direction on John F. Kennedy Drive within the project limits. The existing striped median would be retained and bike lanes added. Due to poor pavement quality, resurfacing is recommended and included in the project budget.

**Justification or Significance of Improvement:**  
 The project will reduce speeds on this school zone segment.

**Estimated Maintenance Costs:**  
 Street maintenance costs over a 20 year period are estimated to average approximately \$12,000 per 13 foot wide lane mile per year. Currently no new funding source has been identified to fund these maintenance costs.

Life-to-Date Expenditures Through FY 2023-24 0

PROJECT PHASE	Budget FY 2024/25	FY 25/26 - 26/27 Budget		FY 2027/28	FY 2028/29	FY 2029/30 and Beyond	Total
		New Request FY 2025/26	New Request FY 2026/27				
Prelim. Eng. / Environ.				18,000			18,000
Design				89,000			89,000
Right of Way							
Construction				1,227,000			1,227,000
Other							
<b>PROJECT TOTAL</b>	<b>0</b>	<b>0</b>	<b>0</b>	<b>1,334,000</b>	<b>0</b>	<b>0</b>	<b>1,334,000</b>

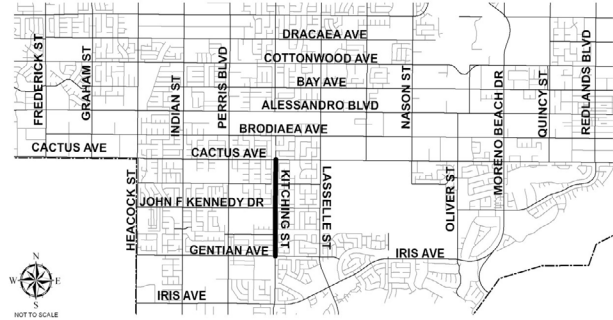
FUNDING SOURCE	Budget FY 2024/25	New Request FY 2025/26	New Request FY 2026/27	FY 2027/28	FY 2028/29	FY 2029/30 and Beyond	Total
<b>REVENUE TOTAL</b>	<b>0</b>	<b>0</b>	<b>0</b>	<b>1,334,000</b>	<b>0</b>	<b>0</b>	<b>1,334,000</b>

City of Moreno Valley  
 Capital Improvement Plan - Project Details  
 FYs 2025-2030 and Beyond

Kitching Street / Cactus Avenue to Gentian Avenue

<b>Department / Division:</b>	<b>Project Priority:</b>	<b>Project Status:</b>	<b>Council District(s):</b>
70 - Public Works / 77 - PW - Capital Projects	Deferrable Start within 5 to 10 yrs	On Hold - Unfunded	District 3, District 4

Schedule:



Project Description:

This project widens Kitching Street from Cactus Avenue to Gentian Avenue to four lanes. This project is shovel-ready for construction. The original funding of \$2.5 million was redirected to the Nason Street / Cactus Avenue project as part of the City's Economic Development Plan per Council direction on 04/26/11. Kitching Street Widening / Alessandro Boulevard to Cactus Avenue was completed in December 2010.

Preliminary Design: Completed September 2011 Construction: Subject to availability of funds

Justification or Significance of Improvement:

This project will mitigate traffic congestion and improve air quality by reducing vehicular travel time and fuel consumption. Construction of the work will result in the ultimate street section along Kitching Street, providing connectivity to Iris Avenue, Cactus Avenue, and Alessandro Boulevard.

Estimated Maintenance Costs:

Street maintenance costs over a 20-year period are estimated to average approximately \$12,000 per 13-foot-wide lane mile per year. Currently no new funding source has been identified to fund these maintenance costs.

Life-to-Date Expenditures Through FY 2023-24 0

PROJECT PHASE	Budget FY 2024/25	FY 25/26 - 26/27 Budget		FY 2027/28	FY 2028/29	FY 2029/30 and Beyond	Total
		New Request FY 2025/26	New Request FY 2026/27				
Prelim. Eng. / Environ.							
Design						500,000	500,000
Right of Way							
Construction						6,000,000	6,000,000
Other							
<b>PROJECT TOTAL</b>	<b>0</b>	<b>0</b>	<b>0</b>	<b>0</b>	<b>0</b>	<b>6,500,000</b>	<b>6,500,000</b>

FUNDING SOURCE	Budget FY 2024/25	New Request FY 2025/26	New Request FY 2026/27	FY 2027/28	FY 2028/29	FY 2029/30 and Beyond	Total
<b>REVENUE TOTAL</b>	<b>0</b>	<b>0</b>	<b>0</b>	<b>0</b>	<b>0</b>	<b>6,500,000</b>	<b>6,500,000</b>

City of Moreno Valley  
 Capital Improvement Plan - Project Details  
 FYs 2025-2030 and Beyond

**Kitching Street / Gentian Avenue to Southerly City Limits**

<b>Department / Division:</b>	<b>Project Priority:</b>	<b>Project Status:</b>	<b>Council District(s):</b>
70 - Public Works / 77 - PW - Capital Projects	Deferrable Start within 5 to 10 yrs	On Hold - Unfunded	District 4

Schedule:

---



---



---



---



---



---



---



**Project Description:**  
 This project will provide street improvements that include sidewalk, curb, gutter, median, asphalt concrete pavement, striping, and a bus stop at the northeast corner of Kitching Street and Campanilla Way.

**Justification or Significance of Improvement:**  
 The purpose of this project is to improve segments of roadway where full-width street improvements do not currently exist.

**Estimated Maintenance Costs:**  
 Street maintenance costs over a 20-year period are estimated to average approximately \$12,000 per 13-foot-wide lane mile per year. Currently no new funding source has been identified to fund these maintenance costs.

Life-to-Date Expenditures Through FY 2023-24 0

PROJECT PHASE	Budget FY 2024/25	FY 25/26 - 26/27 Budget			FY 2027/28	FY 2028/29	FY 2029/30 and Beyond	Total
		New Request FY 2025/26	New Request FY 2026/27					
Prelim. Eng. / Environ.								
Design						1,300,000	1,300,000	
Right of Way						2,700,000	2,700,000	
Construction						11,500,000	11,500,000	
Other								
<b>PROJECT TOTAL</b>	<b>0</b>	<b>0</b>	<b>0</b>	<b>0</b>	<b>0</b>	<b>15,500,000</b>	<b>15,500,000</b>	

FUNDING SOURCE	Budget FY 2024/25	New Request FY 2025/26	New Request FY 2026/27	FY 2027/28	FY 2028/29	FY 2029/30 and Beyond	Total
<b>REVENUE TOTAL</b>	<b>0</b>	<b>0</b>	<b>0</b>	<b>0</b>	<b>0</b>	<b>15,500,000</b>	<b>15,500,000</b>

City of Moreno Valley  
 Capital Improvement Plan - Project Details  
 FYs 2025-2030 and Beyond

**Kitching Street / Sunnymead Boulevard to Alessandro Boulevard**

<b>Department / Division:</b> 70 - Public Works / 77 - PW - Capital Projects	<b>Project Priority:</b> Deferrable Start within 5 to 10 yrs	<b>Project Status:</b> On Hold - Unfunded	<b>Council District(s):</b> District 3
---	---	--	---

Schedule:

---



---



---



---



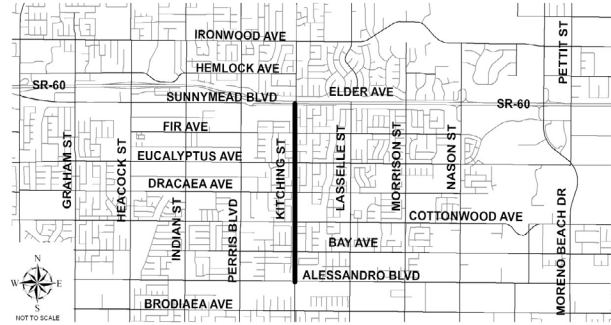
---



---



---



**Project Description:**  
 This project will provide street improvements that include sidewalk, curb, gutter, median, asphalt concrete pavement, and striping.

**Justification or Significance of Improvement:**  
 The purpose of this project is to improve segments of roadway where full-width street improvements do not currently exist.

**Estimated Maintenance Costs:**  
 Street maintenance costs over a 20-year period are estimated to average approximately \$12,000 per 13-foot-wide lane mile per year. Currently no new funding source has been identified to fund these maintenance costs.

Life-to-Date Expenditures Through FY 2023-24 0

PROJECT PHASE	Budget FY 2024/25	FY 25/26 - 26/27 Budget		FY 2027/28	FY 2028/29	FY 2029/30 and Beyond	Total
		New Request FY 2025/26	New Request FY 2026/27				
Prelim. Eng. / Environ.							
Design						750,000	750,000
Right of Way						2,250,000	2,250,000
Construction						6,000,000	6,000,000
Other							
<b>PROJECT TOTAL</b>	<b>0</b>	<b>0</b>	<b>0</b>	<b>0</b>	<b>0</b>	<b>9,000,000</b>	<b>9,000,000</b>

FUNDING SOURCE	Budget FY 2024/25	New Request FY 2025/26	New Request FY 2026/27	FY 2027/28	FY 2028/29	FY 2029/30 and Beyond	Total
<b>REVENUE TOTAL</b>	<b>0</b>	<b>0</b>	<b>0</b>	<b>0</b>	<b>0</b>	<b>9,000,000</b>	<b>9,000,000</b>

City of Moreno Valley  
 Capital Improvement Plan - Project Details  
 FYs 2025-2030 and Beyond

**Krameria Avenue / Cosmos Street to Indian Street**

<b>Department / Division:</b>	<b>Project Priority:</b>	<b>Project Status:</b>	<b>Council District(s):</b>
70 - Public Works / 77 - PW - Capital Projects	Deferrable Start within 5 to 10 yrs	On Hold - Unfunded	District 4

Schedule:

---



---



---



---



---



---



---



**Project Description:**

This project will provide street improvements that include sidewalk, curb, gutter, median, asphalt concrete pavement, striping, and storm drain improvements.

**Justification or Significance of Improvement:**

The project is needed to provide widening in the corridor to accommodate traffic growth.

**Estimated Maintenance Costs:**

Street maintenance costs over a 20-year period are estimated to average approximately \$12,000 per 13-foot-wide lane mile per year. Currently no new funding source has been identified to fund these maintenance costs.

Life-to-Date Expenditures Through FY 2023-24 0

PROJECT PHASE	Budget FY 2024/25	FY 25/26 - 26/27 Budget			FY 2027/28	FY 2028/29	FY 2029/30 and Beyond	Total
		New Request FY 2025/26	New Request FY 2026/27					
Prelim. Eng. / Environ.								
Design						400,000	400,000	
Right of Way						1,100,000	1,100,000	
Construction						2,000,000	2,000,000	
Other								
<b>PROJECT TOTAL</b>	<b>0</b>	<b>0</b>	<b>0</b>	<b>0</b>	<b>0</b>	<b>3,500,000</b>	<b>3,500,000</b>	

FUNDING SOURCE	Budget FY 2024/25	New Request FY 2025/26	New Request FY 2026/27	FY 2027/28	FY 2028/29	FY 2029/30 and Beyond	Total
<b>REVENUE TOTAL</b>	<b>0</b>	<b>0</b>	<b>0</b>	<b>0</b>	<b>0</b>	<b>3,500,000</b>	<b>3,500,000</b>

City of Moreno Valley  
 Capital Improvement Plan - Project Details  
 FYs 2025-2030 and Beyond

**Krameria Avenue / Emma Lane to Perris Boulevard**

<b>Department / Division:</b>	<b>Project Priority:</b>	<b>Project Status:</b>	<b>Council District(s):</b>
70 - Public Works / 77 - PW - Capital Projects	Deferrable Start within 5 to 10 yrs	On Hold - Unfunded	District 4

Schedule:

---



---



---



---



---



---



---



**Project Description:**

This project will provide street improvements that include sidewalk, curb, gutter, median, asphalt concrete pavement, striping, and storm drain improvements.

**Justification or Significance of Improvement:**

The project is needed to provide widening in the corridor to accommodate traffic growth.

**Estimated Maintenance Costs:**

Street maintenance costs over a 20-year period are estimated to average approximately \$12,000 per 13-foot-wide lane mile per year. Currently no new funding source has been identified to fund these maintenance costs.

Life-to-Date Expenditures Through FY 2023-24 0

PROJECT PHASE	Budget FY 2024/25	FY 25/26 - 26/27 Budget		FY 2027/28	FY 2028/29	FY 2029/30 and Beyond	Total
		New Request FY 2025/26	New Request FY 2026/27				
Prelim. Eng. / Environ.							
Design						250,000	250,000
Right of Way						750,000	750,000
Construction						1,200,000	1,200,000
Other							
<b>PROJECT TOTAL</b>	<b>0</b>	<b>0</b>	<b>0</b>	<b>0</b>	<b>0</b>	<b>2,200,000</b>	<b>2,200,000</b>

FUNDING SOURCE	Budget FY 2024/25	New Request FY 2025/26	New Request FY 2026/27	FY 2027/28	FY 2028/29	FY 2029/30 and Beyond	Total
<b>REVENUE TOTAL</b>	<b>0</b>	<b>0</b>	<b>0</b>	<b>0</b>	<b>0</b>	<b>2,200,000</b>	<b>2,200,000</b>

City of Moreno Valley  
 Capital Improvement Plan - Project Details  
 FYs 2025-2030 and Beyond

Lasselle Street / Alessandro Boulevard to Bay Avenue

<b>Department / Division:</b>	<b>Project Priority:</b>	<b>Project Status:</b>	<b>Council District(s):</b>
70 - Public Works / 77 - PW - Capital Projects	Deferrable Start within 5 to 10 yrs	On Hold - Unfunded	District 3

Schedule:

---



---



---



---



---



---



---



**Project Description:**  
 This project will provide street improvements that include sidewalk, curb, gutter, asphalt concrete pavement, and striping.

**Justification or Significance of Improvement:**  
 The purpose of this project is to improve segments of roadway where full-width street improvements do not currently exist.

**Estimated Maintenance Costs:**  
 Street maintenance costs over a 20-year period are estimated to average approximately \$12,000 per 13-foot-wide lane mile per year. Currently no new funding source has been identified to fund these maintenance costs.

Life-to-Date Expenditures Through FY 2023-24 0

PROJECT PHASE	Budget FY 2024/25	FY 25/26 - 26/27 Budget		FY 2027/28	FY 2028/29	FY 2029/30 and Beyond	Total
		New Request FY 2025/26	New Request FY 2026/27				
Prelim. Eng. / Environ.							
Design						150,000	150,000
Right of Way						350,000	350,000
Construction						1,200,000	1,200,000
Other							
<b>PROJECT TOTAL</b>	<b>0</b>	<b>0</b>	<b>0</b>	<b>0</b>	<b>0</b>	<b>1,700,000</b>	<b>1,700,000</b>

FUNDING SOURCE	Budget FY 2024/25	New Request FY 2025/26	New Request FY 2026/27	FY 2027/28	FY 2028/29	FY 2029/30 and Beyond	Total
<b>REVENUE TOTAL</b>	<b>0</b>	<b>0</b>	<b>0</b>	<b>0</b>	<b>0</b>	<b>1,700,000</b>	<b>1,700,000</b>



City of Moreno Valley  
 Capital Improvement Plan - Project Details  
 FYs 2025-2030 and Beyond

Lasselle Street / Fran Lou Drive to Ironwood Avenue

<b>Department / Division:</b>	<b>Project Priority:</b>	<b>Project Status:</b>	<b>Council District(s):</b>
70 - Public Works / 77 - PW - Capital Projects	Deferrable Start within 5 to 10 yrs	On Hold - Unfunded	District 2

Schedule:

---



---



---



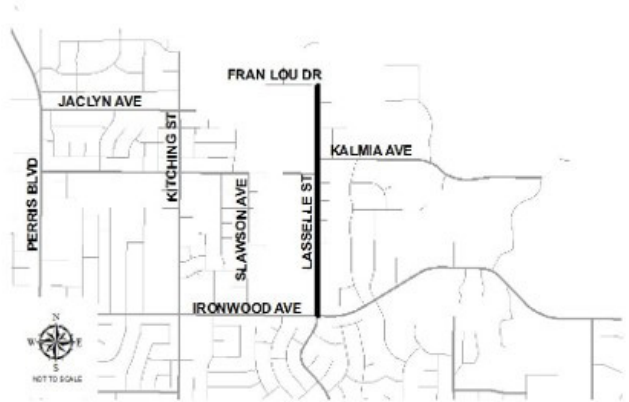
---



---



---



**Project Description:**  
 This project will provide street improvements that include sidewalk, curb, gutter, median, asphalt concrete pavement, and striping.

**Justification or Significance of Improvement:**  
 The purpose of this project is to improve segments of roadway where full-width street improvements do not currently exist.

**Estimated Maintenance Costs:**  
 Street maintenance costs over a 20-year period are estimated to average approximately \$12,000 per 13-foot-wide lane mile per year. Currently no new funding source has been identified to fund these maintenance costs.

Life-to-Date Expenditures Through FY 2023-24 0

PROJECT PHASE	Budget FY 2024/25	FY 25/26 - 26/27 Budget		FY 2027/28	FY 2028/29	FY 2029/30 and Beyond	Total
		New Request FY 2025/26	New Request FY 2026/27				
Prelim. Eng. / Environ.							
Design						1,200,000	1,200,000
Right of Way						1,500,000	1,500,000
Construction						6,300,000	6,300,000
Other							
<b>PROJECT TOTAL</b>	<b>0</b>	<b>0</b>	<b>0</b>	<b>0</b>	<b>0</b>	<b>9,000,000</b>	<b>9,000,000</b>

FUNDING SOURCE	Budget FY 2024/25	New Request FY 2025/26	New Request FY 2026/27	FY 2027/28	FY 2028/29	FY 2029/30 and Beyond	Total
<b>REVENUE TOTAL</b>	<b>0</b>	<b>0</b>	<b>0</b>	<b>0</b>	<b>0</b>	<b>9,000,000</b>	<b>9,000,000</b>

City of Moreno Valley  
 Capital Improvement Plan - Project Details  
 FYs 2025-2030 and Beyond

Lasselle Street / Lancia Street to 330 Ft South of Dracaea Avenue

<b>Department / Division:</b> 70 - Public Works / 77 - PW - Capital Projects	<b>Project Priority:</b> Deferrable Start within 5 to 10 yrs	<b>Project Status:</b> On Hold - Unfunded	<b>Council District(s):</b> District 3
---	---	--	---

Schedule:

---



---



---



---



---



---



---



**Project Description:**  
 This project will provide full-width street improvements that include sidewalk, curb, gutter, asphalt concrete pavement, and striping, where improvements are missing.

**Justification or Significance of Improvement:**  
 The purpose of this project is to improve segments of roadway where full-width street improvements do not currently exist.

**Estimated Maintenance Costs:**  
 Street maintenance costs over a 20-year period are estimated to average approximately \$12,000 per 13-foot-wide lane mile per year. Currently no new funding source has been identified to fund these maintenance costs.

Life-to-Date Expenditures Through FY 2023-24 0

PROJECT PHASE	Budget FY 2024/25	FY 25/26 - 26/27 Budget		FY 2027/28	FY 2028/29	FY 2029/30 and Beyond	Total
		New Request FY 2025/26	New Request FY 2026/27				
Prelim. Eng. / Environ.							
Design						500,000	500,000
Right of Way						1,000,000	1,000,000
Construction						2,500,000	2,500,000
Other							
<b>PROJECT TOTAL</b>	<b>0</b>	<b>0</b>	<b>0</b>	<b>0</b>	<b>0</b>	<b>4,000,000</b>	<b>4,000,000</b>

FUNDING SOURCE	Budget FY 2024/25	New Request FY 2025/26	New Request FY 2026/27	FY 2027/28	FY 2028/29	FY 2029/30 and Beyond	Total
<b>REVENUE TOTAL</b>	<b>0</b>	<b>0</b>	<b>0</b>	<b>0</b>	<b>0</b>	<b>4,000,000</b>	<b>4,000,000</b>

City of Moreno Valley  
 Capital Improvement Plan - Project Details  
 FYs 2025-2030 and Beyond

Locust Avenue / Moreno Beach Drive to Redlands Boulevard

<b>Department / Division:</b>	<b>Project Priority:</b>	<b>Project Status:</b>	<b>Council District(s):</b>
70 - Public Works / 77 - PW - Capital Projects	Deferrable Start within 5 to 10 yrs	On Hold - Unfunded	District 2

Schedule:

---



---



---



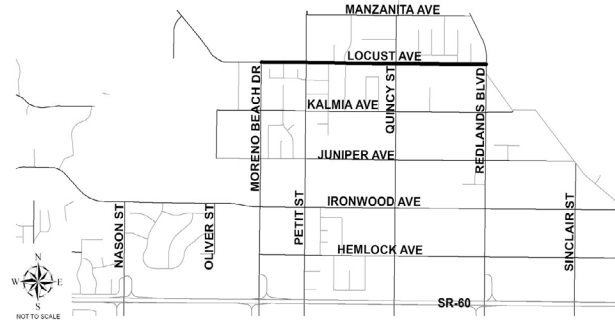
---



---



---



**Project Description:**  
 This project provides street improvements that will include sidewalk, curb, gutter, median, asphalt concrete paving, and striping.

**Justification or Significance of Improvement:**  
 The purpose of this project is to improve segments of roadway where full-width street improvements do not currently exist.

**Estimated Maintenance Costs:**  
 Street maintenance costs over a 20-year period are estimated to average approximately \$12,000 per 13-foot-wide lane mile per year. Currently no new funding source has been identified to fund these maintenance costs.

Life-to-Date Expenditures Through FY 2023-24 0

PROJECT PHASE	Budget FY 2024/25	FY 25/26 - 26/27 Budget		FY 2027/28	FY 2028/29	FY 2029/30 and Beyond	Total
		New Request FY 2025/26	New Request FY 2026/27				
Prelim. Eng. / Environ.				343,000			343,000
Design				858,000			858,000
Right of Way							
Construction				3,774,000			3,774,000
Other							
<b>PROJECT TOTAL</b>	<b>0</b>	<b>0</b>	<b>0</b>	<b>4,975,000</b>	<b>0</b>	<b>0</b>	<b>4,975,000</b>

FUNDING SOURCE	Budget FY 2024/25	New Request FY 2025/26	New Request FY 2026/27	FY 2027/28	FY 2028/29	FY 2029/30 and Beyond	Total
<b>REVENUE TOTAL</b>	<b>0</b>	<b>0</b>	<b>0</b>	<b>4,975,000</b>	<b>0</b>	<b>0</b>	<b>4,975,000</b>

City of Moreno Valley  
 Capital Improvement Plan - Project Details  
 FYs 2025-2030 and Beyond

Marquee Entry Monument on Eucalyptus Avenue

<b>Department / Division:</b>	<b>Project Priority:</b>	<b>Project Status:</b>	<b>Council District(s):</b>
70 - Public Works / 77 - PW - Capital Projects	Desirable Start within 3 to 5 yrs	On Hold - Unfunded	District 1

Schedule:

---



---



---



---



---



---



Project Description:

This project will install a City of Moreno Valley Marquee Entry Monument on Eucalyptus Avenue at the intersection of Eucalyptus Avenue and Valley Springs Parkway to welcome travelers as they enter into Moreno Valley from the City of Riverside.

Justification or Significance of Improvement:

This project will demonstrate Moreno Valley's pride as travelers are welcomed to the City.

Estimated Maintenance Costs:

The installation of monument signs does not significantly increase the current maintenance costs for public right of way.

Life-to-Date Expenditures Through FY 2023-24 0

PROJECT PHASE	Budget FY 2024/25	FY 25/26 - 26/27 Budget			FY 2027/28	FY 2028/29	FY 2029/30 and Beyond	Total
		New Request FY 2025/26	New Request FY 2026/27					
Prelim. Eng. / Environ.								
Design					140,000		140,000	
Right of Way								
Construction					560,000		560,000	
Other								
<b>PROJECT TOTAL</b>	<b>0</b>	<b>0</b>	<b>0</b>	<b>0</b>	<b>700,000</b>	<b>0</b>	<b>700,000</b>	

FUNDING SOURCE	Budget FY 2024/25	New Request FY 2025/26	New Request FY 2026/27	FY 2027/28	FY 2028/29	FY 2029/30 and Beyond	Total
801 XXXX UNF							
<b>REVENUE TOTAL</b>	<b>0</b>	<b>0</b>	<b>0</b>	<b>0</b>	<b>700,000</b>	<b>0</b>	<b>700,000</b>

City of Moreno Valley  
 Capital Improvement Plan - Project Details  
 FYs 2025-2030 and Beyond

**Mathews Road Extension / Kalmia Avenue to 660 Ft South of Kalmia Avenue**

<b>Department / Division:</b>	<b>Project Priority:</b>	<b>Project Status:</b>	<b>Council District(s):</b>
70 - Public Works / 77 - PW - Capital Projects	Deferrable Start within 5 to 10 yrs	On Hold - Unfunded	District 2

Schedule:

---



---



---



---



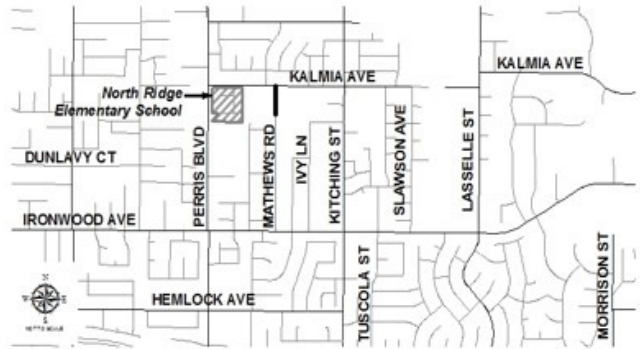
---



---



---



**Project Description:**

This project will extend Mathews Road for 660 feet south of Kalmia Avenue to Kalmia Avenue. The project will provide full roadway improvements that include sidewalk, curb, gutter, asphalt concrete pavement, signage, and striping.

**Justification or Significance of Improvement:**

The purpose of this project is to improve segments of roadway where missing street improvements do not currently exist. The construction of this missing street segment of Mathews Road will significantly improve the traffic circulation of North Ridge Elementary School located on Kalmia Avenue west of Mathews Road.

**Estimated Maintenance Costs:**

Street maintenance costs over a 20-year period are estimated to average approximately \$12,000 per 13-foot-wide lane mile per year. Currently no new funding source has been identified to fund these maintenance costs.

Life-to-Date Expenditures Through FY 2023-24 0

PROJECT PHASE	Budget FY 2024/25	FY 25/26 - 26/27 Budget		FY 2027/28	FY 2028/29	FY 2029/30 and Beyond	Total
		New Request FY 2025/26	New Request FY 2026/27				
Prelim. Eng. / Environ.							
Design						400,000	400,000
Right of Way						500,000	500,000
Construction						1,700,000	1,700,000
Other							
<b>PROJECT TOTAL</b>	<b>0</b>	<b>0</b>	<b>0</b>	<b>0</b>	<b>0</b>	<b>2,600,000</b>	<b>2,600,000</b>

FUNDING SOURCE	Budget FY 2024/25	New Request FY 2025/26	New Request FY 2026/27	FY 2027/28	FY 2028/29	FY 2029/30 and Beyond	Total
<b>REVENUE TOTAL</b>	<b>0</b>	<b>0</b>	<b>0</b>	<b>0</b>	<b>0</b>	<b>2,600,000</b>	<b>2,600,000</b>

City of Moreno Valley  
 Capital Improvement Plan - Project Details  
 FYs 2025-2030 and Beyond

Moreno Beach Drive / Locust Avenue to SR-60

<b>Department / Division:</b>	<b>Project Priority:</b>	<b>Project Status:</b>	<b>Council District(s):</b>
70 - Public Works / 77 - PW - Capital Projects	Deferrable Start within 5 to 10 yrs	On Hold - Unfunded	District 2

Schedule:

---

---

---

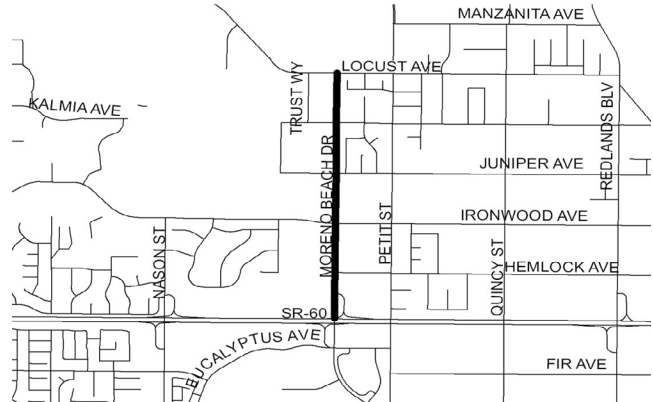
---

---

---

---

---



Project Description:

This project will provide full-width street improvements that include sidewalk, curb, gutter, median, asphalt concrete pavement, and striping.

Justification or Significance of Improvement:

The purpose of this project is to improve segments of roadway where full-width street improvements do not currently exist.

Estimated Maintenance Costs:

Street maintenance costs over a 20-year period are estimated to average approximately \$12,000 per 13-foot-wide lane mile per year. Currently no new funding source has been identified to fund these maintenance costs.

Life-to-Date Expenditures Through FY 2023-24 0

PROJECT PHASE	Budget FY 2024/25	FY 25/26 - 26/27 Budget		FY 2027/28	FY 2028/29	FY 2029/30 and Beyond	Total
		New Request FY 2025/26	New Request FY 2026/27				
Prelim. Eng. / Environ.						200,000	200,000
Design						700,000	700,000
Right of Way						1,600,000	1,600,000
Construction						6,500,000	6,500,000
Other							
<b>PROJECT TOTAL</b>	<b>0</b>	<b>0</b>	<b>0</b>	<b>0</b>	<b>0</b>	<b>9,000,000</b>	<b>9,000,000</b>

FUNDING SOURCE	Budget FY 2024/25	New Request FY 2025/26	New Request FY 2026/27	FY 2027/28	FY 2028/29	FY 2029/30 and Beyond	Total
<b>REVENUE TOTAL</b>	<b>0</b>	<b>0</b>	<b>0</b>	<b>0</b>	<b>0</b>	<b>9,000,000</b>	<b>9,000,000</b>

City of Moreno Valley  
Capital Improvement Plan - Project Details  
FYs 2025-2030 and Beyond

**Moreno Beach Drive Widening / Cactus Avenue to Auto Mall Drive**

<b>Department / Division:</b> 70 - Public Works / 77 - PW - Capital Projects	<b>Project Priority:</b> Deferrable Start within 5 to 10 yrs	<b>Project Status:</b> On Hold - Unfunded	<b>Council District(s):</b> District 3
---	---	--	---

Schedule:

---



---



---



---



---



---



---



**Project Description:**

The ultimate improvements will widen Moreno Beach Drive from two lanes to a six lane divided major arterial highway. Due to possible funding constraints, a seven-phase approach to the project may be necessary. Ph 1 - Construct interim four lane facility at Moreno Beach Dr from Auto Mall Dr to south of Cottonwood Av. Ph 2 - Alessandro Bl/Moreno Beach Dr intersection widening. Ph 3 - Construct interim four lane facility at Moreno Beach Dr from South of Cottonwood Av to north of Alessandro Bl. Ph 4 - Construct interim four lane facility at Moreno Beach Dr from south of Alessandro Bl to Cactus A. Ph 5 - Full six lane facility on Moreno Beach Dr from Auto Mall Dr to south of Cottonwood Av. Ph 6 - Full six lane facility on Moreno Beach Dr from south of Cottonwood Av to north of Alessandro Bl. Ph 7 - Full six lane facility on Moreno Beach Dr from south of Alessandro Bl to Cactus Av. PSR: Completed in April 2011; Design & CEQA for Phase I will take approximately 5 months, subject to available funding. Construction for Phase I will take approximately 9 months.

**Justification or Significance of Improvement:**

This project will improve traffic flow and enhance safety. The arterial improvements are consistent with the City's General Plan.

**Estimated Maintenance Costs:**

Street maintenance costs over a 20-year period are estimated to average approximately \$12,000 per 13-foot-wide lane mile per year. Currently no new funding source has been identified to fund these maintenance costs.

Life-to-Date Expenditures Through FY 2023-24 0

PROJECT PHASE	Budget FY 2024/25	FY 25/26 - 26/27 Budget		FY 2027/28	FY 2028/29	FY 2029/30 and Beyond	Total
		New Request FY 2025/26	New Request FY 2026/27				
Prelim. Eng. / Environ.							
Design						2,300,000	2,300,000
Right of Way						5,000,000	5,000,000
Construction						25,200,000	25,200,000
Other							
<b>PROJECT TOTAL</b>	<b>0</b>	<b>0</b>	<b>0</b>	<b>0</b>	<b>0</b>	<b>32,500,000</b>	<b>32,500,000</b>

FUNDING SOURCE	Budget FY 2024/25	New Request FY 2025/26	New Request FY 2026/27	FY 2027/28	FY 2028/29	FY 2029/30 and Beyond	Total
<b>REVENUE TOTAL</b>	<b>0</b>	<b>0</b>	<b>0</b>	<b>0</b>	<b>0</b>	<b>32,500,000</b>	<b>32,500,000</b>



City of Moreno Valley  
 Capital Improvement Plan - Project Details  
 FYs 2025-2030 and Beyond

Morrison Street / Eucalyptus Avenue to Cactus Avenue

<b>Department / Division:</b>	<b>Project Priority:</b>	<b>Project Status:</b>	<b>Council District(s):</b>
70 - Public Works / 77 - PW - Capital Projects	Deferrable Start within 5 to 10 yrs	On Hold - Unfunded	District 3

Schedule:

---



---



---



---



---



---



**Project Description:**  
 This project will provide street improvements that include sidewalk, curb, gutter, median, asphalt concrete pavement, and striping.

**Justification or Significance of Improvement:**  
 The purpose of this project is to improve segments of roadway where full-width street improvements do not currently exist.

**Estimated Maintenance Costs:**  
 Street maintenance costs over a 20-year period are estimated to average approximately \$12,000 per 13-foot-wide lane mile per year. Currently no new funding source has been identified to fund these maintenance costs.

Life-to-Date Expenditures Through FY 2023-24 0

PROJECT PHASE	Budget FY 2024/25	FY 25/26 - 26/27 Budget		FY 2027/28	FY 2028/29	FY 2029/30 and Beyond	Total
		New Request FY 2025/26	New Request FY 2026/27				
Prelim. Eng. / Environ.							
Design						1,500,000	1,500,000
Right of Way						2,500,000	2,500,000
Construction						7,500,000	7,500,000
Other							
<b>PROJECT TOTAL</b>	<b>0</b>	<b>0</b>	<b>0</b>	<b>0</b>	<b>0</b>	<b>11,500,000</b>	<b>11,500,000</b>

FUNDING SOURCE	Budget FY 2024/25	New Request FY 2025/26	New Request FY 2026/27	FY 2027/28	FY 2028/29	FY 2029/30 and Beyond	Total
<b>REVENUE TOTAL</b>	<b>0</b>	<b>0</b>	<b>0</b>	<b>0</b>	<b>0</b>	<b>11,500,000</b>	<b>11,500,000</b>

City of Moreno Valley  
 Capital Improvement Plan - Project Details  
 FYs 2025-2030 and Beyond

Nandina Avenue / Indian Street to Perris Boulevard

<b>Department / Division:</b>	<b>Project Priority:</b>	<b>Project Status:</b>	<b>Council District(s):</b>
70 - Public Works / 77 - PW - Capital Projects	Deferrable Start within 5 to 10 yrs	On Hold - Unfunded	District 4

Schedule:

---



---



---



---



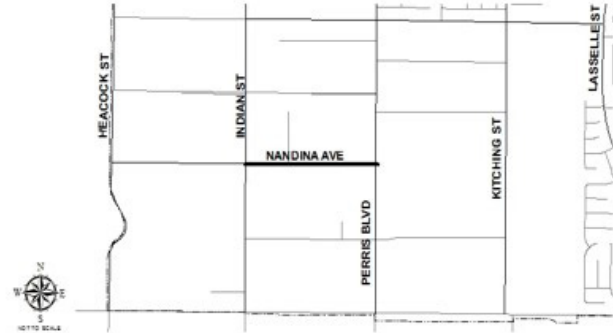
---



---



---



**Project Description:**

This project will provide street improvements on the south side of Nandina Avenue that include sidewalk, curb, gutter, median, asphalt concrete pavement, and striping.

**Justification or Significance of Improvement:**

The purpose of this project is to improve segments of roadway where full-width street improvements do not currently exist.

**Estimated Maintenance Costs:**

Street maintenance costs over a 20-year period are estimated to average approximately \$12,000 per 13-foot-wide lane mile per year. Currently no new funding source has been identified to fund these maintenance costs.

Life-to-Date Expenditures Through FY 2023-24 0

PROJECT PHASE	Budget FY 2024/25	FY 25/26 - 26/27 Budget		FY 2027/28	FY 2028/29	FY 2029/30 and Beyond	Total
		New Request FY 2025/26	New Request FY 2026/27				
Prelim. Eng. / Environ.							
Design						450,000	450,000
Right of Way							
Construction						1,750,000	1,750,000
Other							
<b>PROJECT TOTAL</b>	<b>0</b>	<b>0</b>	<b>0</b>	<b>0</b>	<b>0</b>	<b>2,200,000</b>	<b>2,200,000</b>

FUNDING SOURCE	Budget FY 2024/25	New Request FY 2025/26	New Request FY 2026/27	FY 2027/28	FY 2028/29	FY 2029/30 and Beyond	Total
<b>REVENUE TOTAL</b>	<b>0</b>	<b>0</b>	<b>0</b>	<b>0</b>	<b>0</b>	<b>2,200,000</b>	<b>2,200,000</b>

City of Moreno Valley  
 Capital Improvement Plan - Project Details  
 FYs 2025-2030 and Beyond

Nason Street / Elder Avenue to Ironwood Avenue

<b>Department / Division:</b>	<b>Project Priority:</b>	<b>Project Status:</b>	<b>Council District(s):</b>
70 - Public Works / 77 - PW - Capital Projects	Deferrable Start within 5 to 10 yrs	On Hold - Unfunded	District 2

Schedule:

---



---



---



---



---



---



---



**Project Description:**  
 This project will provide full-width street improvements that include sidewalk, curb, gutter, median, asphalt concrete pavement, and striping.

**Justification or Significance of Improvement:**  
 The purpose of this project is to improve segments of roadway where full-width street improvements do not currently exist.

**Estimated Maintenance Costs:**  
 Street maintenance costs over a 20-year period are estimated to average approximately \$12,000 per 13-foot-wide lane mile per year. Currently no new funding source has been identified to fund these maintenance costs.

Life-to-Date Expenditures Through FY 2023-24 0

PROJECT PHASE	Budget FY 2024/25	FY 25/26 - 26/27 Budget		FY 2027/28	FY 2028/29	FY 2029/30 and Beyond	Total
		New Request FY 2025/26	New Request FY 2026/27				
Prelim. Eng. / Environ.							
Design						450,000	450,000
Right of Way						450,000	450,000
Construction						1,100,000	1,100,000
Other							
<b>PROJECT TOTAL</b>	<b>0</b>	<b>0</b>	<b>0</b>	<b>0</b>	<b>0</b>	<b>2,000,000</b>	<b>2,000,000</b>

FUNDING SOURCE	Budget FY 2024/25	New Request FY 2025/26	New Request FY 2026/27	FY 2027/28	FY 2028/29	FY 2029/30 and Beyond	Total
<b>REVENUE TOTAL</b>	<b>0</b>	<b>0</b>	<b>0</b>	<b>0</b>	<b>0</b>	<b>2,000,000</b>	<b>2,000,000</b>

City of Moreno Valley  
 Capital Improvement Plan - Project Details  
 FYs 2025-2030 and Beyond

Oliver Street / Alessandro Boulevard to Iris Avenue

<b>Department / Division:</b>	<b>Project Priority:</b>	<b>Project Status:</b>	<b>Council District(s):</b>
70 - Public Works / 77 - PW - Capital Projects	Deferrable Start within 5 to 10 yrs	On Hold - Unfunded	District 3, District 4

Schedule:

---

---

---

---

---

---

---

---

---

---



Project Description:

This project will provide street improvements that include sidewalk, curb, gutter, median, asphalt concrete pavement, and striping.

Justification or Significance of Improvement:

The purpose of this project is to improve segments of roadway where full-width street improvements do not currently exist.

Estimated Maintenance Costs:

Street maintenance costs over a 20-year period are estimated to average approximately \$12,000 per 13-foot-wide lane mile per year. Currently no new funding source has been identified to fund these maintenance costs.

Life-to-Date Expenditures Through FY 2023-24 0

PROJECT PHASE	Budget FY 2024/25	FY 25/26 - 26/27 Budget		FY 2027/28	FY 2028/29	FY 2029/30 and Beyond	Total
		New Request FY 2025/26	New Request FY 2026/27				
Prelim. Eng. / Environ.						250,000	250,000
Design						750,000	750,000
Right of Way						1,500,000	1,500,000
Construction						5,500,000	5,500,000
Other							
<b>PROJECT TOTAL</b>	<b>0</b>	<b>0</b>	<b>0</b>	<b>0</b>	<b>0</b>	<b>8,000,000</b>	<b>8,000,000</b>

FUNDING SOURCE	Budget FY 2024/25	New Request FY 2025/26	New Request FY 2026/27	FY 2027/28	FY 2028/29	FY 2029/30 and Beyond	Total
<b>REVENUE TOTAL</b>	<b>0</b>	<b>0</b>	<b>0</b>	<b>0</b>	<b>0</b>	<b>8,000,000</b>	<b>8,000,000</b>

City of Moreno Valley  
 Capital Improvement Plan - Project Details  
 FYs 2025-2030 and Beyond

Pavement Rehabilitation for Various Streets (CDBG)

<b>Department / Division:</b>	<b>Project Priority:</b>	<b>Project Status:</b>	<b>Council District(s):</b>
70 - Public Works / 77 - PW - Capital Projects	Necessary Start within 1 to 3 yrs	New - Unfunded	District 1, District 2, District 3, District 4

Schedule:

---



---



---



---



---



---



---

CITYWIDE

Project Description:

This project is to provide pavement rehabilitation for various streets in the CDBG target areas. Rehabilitation includes the removal and replacement of pavement surface as well as crack sealing and applications of slurry seal to extend the service life of the street pavement.

Justification or Significance of Improvement:

The project within CDBG target areas and eligible to receive CDBG funding. Streets are prioritized and selected for rehabilitation based on their pavement conditions.

Estimated Maintenance Costs:

Street maintenance is typically funded by Gas Tax and Measure A funds, and costs on average are approximately \$2.50 / square foot for grind and overlay and \$0.75 / square foot for slurry seal. Street maintenance costs over a 20-year period are estimated to average almost \$12,000 per 13-foot-wide lane mile per year. Street maintenance funding will be part of the deferred maintenance for the whole network.

Life-to-Date Expenditures Through FY 2023-24 0

PROJECT PHASE	Budget FY 2024/25	FY 25/26 - 26/27 Budget		FY 2027/28	FY 2028/29	FY 2029/30 and Beyond	Total
		New Request FY 2025/26	New Request FY 2026/27				
Prelim. Eng. / Environ.				150,000	150,000	150,000	450,000
Design							
Right of Way							
Construction				1,150,000	1,150,000	1,150,000	3,450,000
Other							
<b>PROJECT TOTAL</b>	<b>0</b>	<b>0</b>	<b>0</b>	<b>1,300,000</b>	<b>1,300,000</b>	<b>1,300,000</b>	<b>3,900,000</b>

FUNDING SOURCE	Budget FY 2024/25	New Request FY 2025/26	New Request FY 2026/27	FY 2027/28	FY 2028/29	FY 2029/30 and Beyond	Total
<b>REVENUE TOTAL</b>	<b>0</b>	<b>0</b>	<b>0</b>	<b>1,300,000</b>	<b>1,300,000</b>	<b>1,300,000</b>	<b>3,900,000</b>

City of Moreno Valley  
 Capital Improvement Plan - Project Details  
 FYs 2025-2030 and Beyond

Pavement Rehabilitation for Various Streets in District 1

<b>Department / Division:</b>	<b>Project Priority:</b>	<b>Project Status:</b>	<b>Council District(s):</b>
70 - Public Works / 77 - PW - Capital Projects	Deferrable Start within 5 to 10 yrs	On Hold - Unfunded	District 1

Schedule:

---



---



---



---



---



---



**Project Description:**

This project is to provide pavement rehabilitation for various streets in District 1. Rehabilitation includes the removal and replacement of pavement surface as well as to extend the service life of the street pavement.

**Justification or Significance of Improvement:**

Pavement rehabilitation is essential to extend the service life of existing roadways.

**Estimated Maintenance Costs:**

Street maintenance is typically funded by Gas Tax and Measure A funds, and costs on average are approximately \$2.50 / square foot for grind and overlay and \$0.75 / square foot for slurry seal. Street maintenance costs over a 20-year period are estimated to average almost \$12,000 per 13-foot-wide lane mile per year. Street maintenance funding will be part of the deferred maintenance for the whole network.

Life-to-Date Expenditures Through FY 2023-24 0

PROJECT PHASE	Budget FY 2024/25	FY 25/26 - 26/27 Budget		FY 2027/28	FY 2028/29	FY 2029/30 and Beyond	Total
		New Request FY 2025/26	New Request FY 2026/27				
Prelim. Eng. / Environ.							
Design						620,000	620,000
Right of Way							
Construction						2,480,000	2,480,000
Other							
<b>PROJECT TOTAL</b>	<b>0</b>	<b>0</b>	<b>0</b>	<b>0</b>	<b>0</b>	<b>3,100,000</b>	<b>3,100,000</b>

FUNDING SOURCE	Budget FY 2024/25	New Request FY 2025/26	New Request FY 2026/27	FY 2027/28	FY 2028/29	FY 2029/30 and Beyond	Total
<b>REVENUE TOTAL</b>	<b>0</b>	<b>0</b>	<b>0</b>	<b>0</b>	<b>0</b>	<b>3,100,000</b>	<b>3,100,000</b>

City of Moreno Valley  
 Capital Improvement Plan - Project Details  
 FYs 2025-2030 and Beyond

Pavement Rehabilitation for Various Streets in District 2

<b>Department / Division:</b>	<b>Project Priority:</b>	<b>Project Status:</b>	<b>Council District(s):</b>
70 - Public Works / 77 - PW - Capital Projects	Deferrable Start within 5 to 10 yrs	On Hold - Unfunded	District 2

Schedule:

---



---



---



---



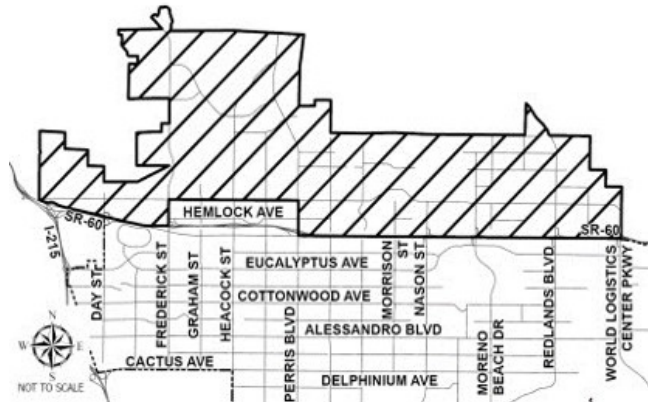
---



---



---



Project Description:

This project is to provide pavement rehabilitation for various streets in District 2. Rehabilitation includes the removal and replacement of pavement surface as well as crack sealing and applications of slurry seal to extend the service life of the street pavement.

Justification or Significance of Improvement:

Pavement rehabilitation is essential to extend the service life of existing roadways.

Estimated Maintenance Costs:

Street maintenance is typically funded by Gas Tax and Measure A funds, and costs on average are approximately \$2.50 / square foot for grind and overlay and \$0.75 / square foot for slurry seal. Street maintenance costs over a 20-year period are estimated to average almost \$12,000 per 13-foot-wide lane mile per year. Street maintenance funding will be part of the deferred maintenance for the whole network.

Life-to-Date Expenditures Through FY 2023-24 0

PROJECT PHASE	Budget FY 2024/25	FY 25/26 - 26/27 Budget		FY 2027/28	FY 2028/29	FY 2029/30 and Beyond	Total
		New Request FY 2025/26	New Request FY 2026/27				
Prelim. Eng. / Environ.							
Design						900,000	900,000
Right of Way							
Construction						3,600,000	3,600,000
Other							
<b>PROJECT TOTAL</b>	<b>0</b>	<b>0</b>	<b>0</b>	<b>0</b>	<b>0</b>	<b>4,500,000</b>	<b>4,500,000</b>

FUNDING SOURCE	Budget FY 2024/25	New Request FY 2025/26	New Request FY 2026/27	FY 2027/28	FY 2028/29	FY 2029/30 and Beyond	Total
<b>REVENUE TOTAL</b>	<b>0</b>	<b>0</b>	<b>0</b>	<b>0</b>	<b>0</b>	<b>4,500,000</b>	<b>4,500,000</b>



City of Moreno Valley  
 Capital Improvement Plan - Project Details  
 FYs 2025-2030 and Beyond

Perris Boulevard / Hemlock Avenue to SR-60 Reconfiguration

<b>Department / Division:</b>	<b>Project Priority:</b>	<b>Project Status:</b>	<b>Council District(s):</b>
70 - Public Works / 77 - PW - Capital Projects	Deferrable Start within 5 to 10 yrs	On Hold - Unfunded	District 1, District 2

Schedule:



Project Description:

This project involves street reconfiguration and new ramps including a new loop on-ramp requiring the widening of the westbound SR-60 freeway bridge.

Justification or Significance of Improvement:

Expansion of current facilities is needed due to projected traffic demand.

Estimated Maintenance Costs:

Bridge surface and street maintenance costs over a 20-year period are estimated to average approximately \$12,000 per 13-foot-wide lane mile per year. Currently no new funding source has been identified to fund these maintenance costs. Caltrans will fund maintenance of the ramps, freeway, and structures.

Life-to-Date Expenditures Through FY 2023-24 0

PROJECT PHASE	Budget FY 2024/25	FY 25/26 - 26/27 Budget		FY 2027/28	FY 2028/29	FY 2029/30 and Beyond	Total
		New Request FY 2025/26	New Request FY 2026/27				
Prelim. Eng. / Environ.						300,000	300,000
Design						700,000	700,000
Right of Way							
Construction						21,000,000	21,000,000
Other							
<b>PROJECT TOTAL</b>	<b>0</b>	<b>0</b>	<b>0</b>	<b>0</b>	<b>0</b>	<b>22,000,000</b>	<b>22,000,000</b>

FUNDING SOURCE	Budget FY 2024/25	New Request FY 2025/26	New Request FY 2026/27	FY 2027/28	FY 2028/29	FY 2029/30 and Beyond	Total
<b>REVENUE TOTAL</b>	<b>0</b>	<b>0</b>	<b>0</b>	<b>0</b>	<b>0</b>	<b>22,000,000</b>	<b>22,000,000</b>

City of Moreno Valley  
 Capital Improvement Plan - Project Details  
 FYs 2025-2030 and Beyond

**Perris Boulevard / North of Sunnymead Ranch Parkway to Heacock Street**

<b>Department / Division:</b>	<b>Project Priority:</b>	<b>Project Status:</b>	<b>Council District(s):</b>
70 - Public Works / 77 - PW - Capital Projects	Deferrable Start within 5 to 10 yrs	On Hold - Unfunded	District 2

Schedule:

---



---



---



---



---



---



**Project Description:**  
 This project will provide street improvements that include sidewalk, curb, gutter, median, asphalt concrete pavement, and striping.

**Justification or Significance of Improvement:**  
 The purpose of this project is to improve segments of roadway where full-width street improvements do not currently exist.

**Estimated Maintenance Costs:**  
 Street maintenance costs over a 20-year period are estimated to average approximately \$12,000 per 13-foot-wide lane mile per year. Currently no new funding source has been identified to fund these maintenance costs.

Life-to-Date Expenditures Through FY 2023-24 0

PROJECT PHASE	Budget FY 2024/25	FY 25/26 - 26/27 Budget		FY 2027/28	FY 2028/29	FY 2029/30 and Beyond	Total
		New Request FY 2025/26	New Request FY 2026/27				
Prelim. Eng. / Environ.						200,000	200,000
Design						400,000	400,000
Right of Way							
Construction						3,400,000	3,400,000
Other							
<b>PROJECT TOTAL</b>	<b>0</b>	<b>0</b>	<b>0</b>	<b>0</b>	<b>0</b>	<b>4,000,000</b>	<b>4,000,000</b>

FUNDING SOURCE	Budget FY 2024/25	New Request FY 2025/26	New Request FY 2026/27	FY 2027/28	FY 2028/29	FY 2029/30 and Beyond	Total
<b>REVENUE TOTAL</b>	<b>0</b>	<b>0</b>	<b>0</b>	<b>0</b>	<b>0</b>	<b>4,000,000</b>	<b>4,000,000</b>

City of Moreno Valley  
 Capital Improvement Plan - Project Details  
 FYs 2025-2030 and Beyond

Perris Boulevard to Dracaea Avenue and Brodiaea Avenue

<b>Department / Division:</b>	<b>Project Priority:</b>	<b>Project Status:</b>	<b>Council District(s):</b>
70 - Public Works / 77 - PW - Capital Projects	Deferrable Start within 5 to 10 yrs	On Hold - Unfunded	District 1, District 3

Schedule:

---



---



---



---



---



---



---



**Project Description:**  
 This project will provide street improvements that include sidewalk, curb, gutter, median, asphalt concrete pavement, and striping.

**Justification or Significance of Improvement:**  
 The purpose of this project is to improve segments of roadway where full-width street improvements do not currently exist.

**Estimated Maintenance Costs:**  
 Street maintenance costs over a 20-year period are estimated to average approximately \$12,000 per 13-foot-wide lane mile per year. Currently no new funding source has been identified to fund these maintenance costs.

Life-to-Date Expenditures Through FY 2023-24 0

PROJECT PHASE	Budget FY 2024/25	FY 25/26 - 26/27 Budget		FY 2027/28	FY 2028/29	FY 2029/30 and Beyond	Total
		New Request FY 2025/26	New Request FY 2026/27				
Prelim. Eng. / Environ.							
Design						200,000	200,000
Right of Way							
Construction						1,800,000	1,800,000
Other							
<b>PROJECT TOTAL</b>	<b>0</b>	<b>0</b>	<b>0</b>	<b>0</b>	<b>0</b>	<b>2,000,000</b>	<b>2,000,000</b>

FUNDING SOURCE	Budget FY 2024/25	New Request FY 2025/26	New Request FY 2026/27	FY 2027/28	FY 2028/29	FY 2029/30 and Beyond	Total
<b>REVENUE TOTAL</b>	<b>0</b>	<b>0</b>	<b>0</b>	<b>0</b>	<b>0</b>	<b>2,000,000</b>	<b>2,000,000</b>

City of Moreno Valley  
 Capital Improvement Plan - Project Details  
 FYs 2025-2030 and Beyond

Pettit Street Improvements

<b>Department / Division:</b>	<b>Project Priority:</b>	<b>Project Status:</b>	<b>Council District(s):</b>
70 - Public Works / 77 - PW - Capital Projects	Deferrable Start within 5 to 10 yrs	On Hold - Unfunded	District 2

Schedule:

---



---



---



---



---



---



---



---



**Project Description:**  
 This project will install roadway pavement and drainage improvements on Pettit Street from Locust Avenue to North City limits.

**Justification or Significance of Improvement:**  
 This portion of Pettit Street is currently unpaved. This project will enhance the drivability and drainage for the residents in the area.

**Estimated Maintenance Costs:**  
 Street maintenance is typically funded by Gas Tax and Measure A funds, and costs on average are approximately \$2.50 / square foot for grind and overlay and \$0.75 / square foot for slurry seal. Street maintenance costs over a 20-year period are estimated to average almost \$12,000 per 13-foot-wide lane mile per year. Street maintenance funding will be part of the deferred maintenance for the whole network.

Life-to-Date Expenditures Through FY 2023-24 0

PROJECT PHASE	Budget FY 2024/25	FY 25/26 - 26/27 Budget		FY 2027/28	FY 2028/29	FY 2029/30 and Beyond	Total
		New Request FY 2025/26	New Request FY 2026/27				
Prelim. Eng. / Environ.						250,000	250,000
Design						750,000	750,000
Right of Way							
Construction							
Other							
<b>PROJECT TOTAL</b>	<b>0</b>	<b>0</b>	<b>0</b>	<b>0</b>	<b>0</b>	<b>1,000,000</b>	<b>1,000,000</b>

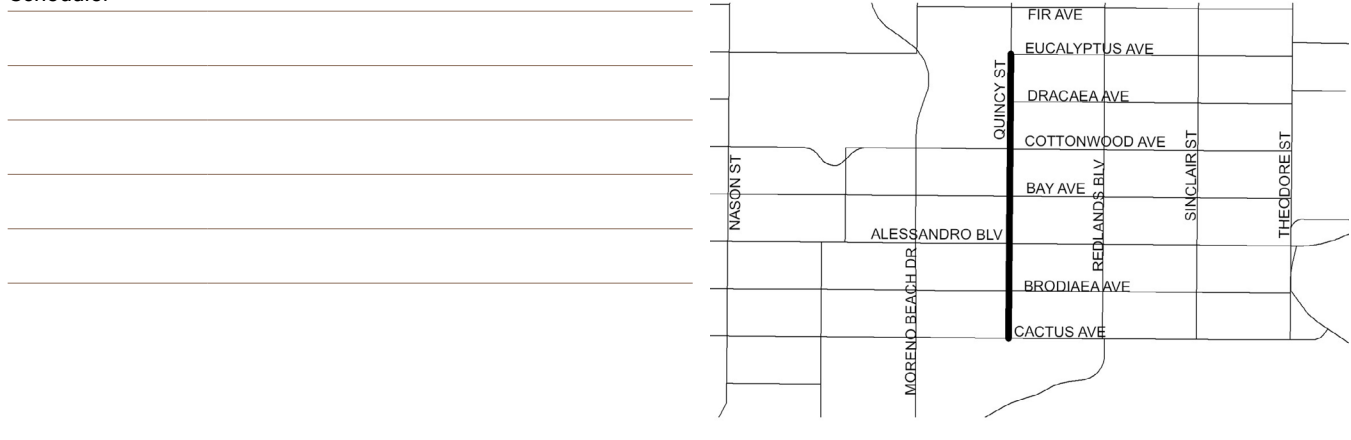
FUNDING SOURCE	Budget FY 2024/25	New Request FY 2025/26	New Request FY 2026/27	FY 2027/28	FY 2028/29	FY 2029/30 and Beyond	Total
<b>REVENUE TOTAL</b>	<b>0</b>	<b>0</b>	<b>0</b>	<b>0</b>	<b>0</b>	<b>1,000,000</b>	<b>1,000,000</b>

City of Moreno Valley  
 Capital Improvement Plan - Project Details  
 FYs 2025-2030 and Beyond

Quincy Street / Eucalyptus Avenue to Cactus Avenue

<b>Department / Division:</b>	<b>Project Priority:</b>	<b>Project Status:</b>	<b>Council District(s):</b>
70 - Public Works / 77 - PW - Capital Projects	Deferrable Start within 5 to 10 yrs	On Hold - Unfunded	District 3

Schedule:



Project Description:

This project will provide street improvements that include sidewalk, curb, gutter, asphalt, concrete paving, and striping.

Justification or Significance of Improvement:

The purpose of this project is to improve segments of roadway where full-width street improvements do not currently exist.

Estimated Maintenance Costs:

Street maintenance costs over a 20-year period are estimated to average approximately \$12,000 per 13-foot-wide lane mile per year. Currently no new funding source has been identified to fund these maintenance costs.

Life-to-Date Expenditures Through FY 2023-24 0

PROJECT PHASE	Budget FY 2024/25	FY 25/26 - 26/27 Budget		FY 2027/28	FY 2028/29	FY 2029/30 and Beyond	Total
		New Request FY 2025/26	New Request FY 2026/27				
Prelim. Eng. / Environ.						907,000	907,000
Design						2,269,000	2,269,000
Right of Way						5,515,000	5,515,000
Construction						9,981,000	9,981,000
Other							
<b>PROJECT TOTAL</b>	<b>0</b>	<b>0</b>	<b>0</b>	<b>0</b>	<b>0</b>	<b>18,672,000</b>	<b>18,672,000</b>

FUNDING SOURCE	Budget FY 2024/25	New Request FY 2025/26	New Request FY 2026/27	FY 2027/28	FY 2028/29	FY 2029/30 and Beyond	Total
<b>REVENUE TOTAL</b>	<b>0</b>	<b>0</b>	<b>0</b>	<b>0</b>	<b>0</b>	<b>18,672,000</b>	<b>18,672,000</b>

City of Moreno Valley  
 Capital Improvement Plan - Project Details  
 FYs 2025-2030 and Beyond

Quincy Street / Locust Avenue to SR-60

<b>Department / Division:</b> 70 - Public Works / 77 - PW - Capital Projects	<b>Project Priority:</b> Deferrable Start within 5 to 10 yrs	<b>Project Status:</b> On Hold - Unfunded	<b>Council District(s):</b> District 2
---	---	--	---

Schedule:

---



---



---



---



---



---



---



**Project Description:**  
 This project provides street improvements that will include sidewalk, curb, gutter, median, asphalt concrete paving, and striping.

**Justification or Significance of Improvement:**  
 The purpose of this project is to improve segments of roadway where full-width street improvements do not currently exist.

**Estimated Maintenance Costs:**  
 Street maintenance costs over a 20-year period are estimated to average approximately \$12,000 per 13-foot-wide lane mile per year. Currently no new funding source has been identified to fund these maintenance costs.

Life-to-Date Expenditures Through FY 2023- 24 0

PROJECT PHASE	Budget FY 2024/25	FY 25/26 - 26/27 Budget		FY 2027/28	FY 2028/29	FY 2029/30 and Beyond	Total
		New Request FY 2025/26	New Request FY 2026/27				
Prelim. Eng. / Environ.						200,000	200,000
Design						400,000	400,000
Right of Way						1,000,000	1,000,000
Construction						3,000,000	3,000,000
Other							
<b>PROJECT TOTAL</b>	<b>0</b>	<b>0</b>	<b>0</b>	<b>0</b>	<b>0</b>	<b>4,600,000</b>	<b>4,600,000</b>

FUNDING SOURCE	Budget FY 2024/25	New Request FY 2025/26	New Request FY 2026/27	FY 2027/28	FY 2028/29	FY 2029/30 and Beyond	Total
<b>REVENUE TOTAL</b>	<b>0</b>	<b>0</b>	<b>0</b>	<b>0</b>	<b>0</b>	<b>4,600,000</b>	<b>4,600,000</b>

City of Moreno Valley  
 Capital Improvement Plan - Project Details  
 FYs 2025-2030 and Beyond

Reche Canyon Road / Northerly City Limits to Moreno Beach Drive

<b>Department / Division:</b>	<b>Project Priority:</b>	<b>Project Status:</b>	<b>Council District(s):</b>
70 - Public Works / 77 - PW - Capital Projects	Deferrable Start within 5 to 10 yrs	On Hold - Unfunded	District 2

Schedule:

---



---



---



---



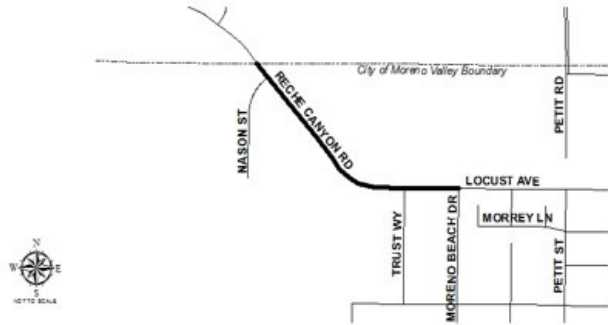
---



---



---



**Project Description:**  
 This project provides street improvements that will include sidewalk, curb, gutter, median, asphalt concrete pavement, and striping.

**Justification or Significance of Improvement:**  
 The purpose of this project is to improve segments of roadway where full-width street improvements do not currently exist.

**Estimated Maintenance Costs:**  
 Street maintenance costs over a 20-year period are estimated to average approximately \$12,000 per 13-foot-wide lane mile per year. Currently no new funding source has been identified to fund these maintenance costs.

Life-to-Date Expenditures Through FY 2023-24 0

PROJECT PHASE	Budget FY 2024/25	FY 25/26 - 26/27 Budget		FY 2027/28	FY 2028/29	FY 2029/30 and Beyond	Total
		New Request FY 2025/26	New Request FY 2026/27				
Prelim. Eng. / Environ.						200,000	200,000
Design						800,000	800,000
Right of Way						1,000,000	1,000,000
Construction						5,000,000	5,000,000
Other							
<b>PROJECT TOTAL</b>	<b>0</b>	<b>0</b>	<b>0</b>	<b>0</b>	<b>0</b>	<b>7,000,000</b>	<b>7,000,000</b>

FUNDING SOURCE	Budget FY 2024/25	New Request FY 2025/26	New Request FY 2026/27	FY 2027/28	FY 2028/29	FY 2029/30 and Beyond	Total
<b>REVENUE TOTAL</b>	<b>0</b>	<b>0</b>	<b>0</b>	<b>0</b>	<b>0</b>	<b>7,000,000</b>	<b>7,000,000</b>



City of Moreno Valley  
 Capital Improvement Plan - Project Details  
 FYs 2025-2030 and Beyond

Redlands Boulevard / Alessandro Boulevard to Cactus Avenue

<b>Department / Division:</b>	<b>Project Priority:</b>	<b>Project Status:</b>	<b>Council District(s):</b>
70 - Public Works / 77 - PW - Capital Projects	Deferrable Start within 5 to 10 yrs	On Hold - Unfunded	District 3, District 4

Schedule:

---

---

---

---

---

---

---

---



Project Description:

This project will provide street improvements that include sidewalk, curb, gutter, median, asphalt concrete pavement, and striping.

Justification or Significance of Improvement:

The purpose of this project is to improve segments of roadway where full-width street improvements do not currently exist.

Estimated Maintenance Costs:

Street maintenance costs over a 20-year period are estimated to average approximately \$12,000 per 13-foot-wide lane mile per year. Currently no new funding source has been identified to fund these maintenance costs.

Life-to-Date Expenditures Through FY 2023-24 0

PROJECT PHASE	Budget FY 2024/25	FY 25/26 - 26/27 Budget		FY 2027/28	FY 2028/29	FY 2029/30 and Beyond	Total
		New Request FY 2025/26	New Request FY 2026/27				
Prelim. Eng. / Environ.						250,000	250,000
Design						650,000	650,000
Right of Way						100,000	100,000
Construction						10,000,000	10,000,000
Other							
<b>PROJECT TOTAL</b>	<b>0</b>	<b>0</b>	<b>0</b>	<b>0</b>	<b>0</b>	<b>11,000,000</b>	<b>11,000,000</b>

FUNDING SOURCE	Budget FY 2024/25	New Request FY 2025/26	New Request FY 2026/27	FY 2027/28	FY 2028/29	FY 2029/30 and Beyond	Total
<b>REVENUE TOTAL</b>	<b>0</b>	<b>0</b>	<b>0</b>	<b>0</b>	<b>0</b>	<b>11,000,000</b>	<b>11,000,000</b>

City of Moreno Valley  
 Capital Improvement Plan - Project Details  
 FYs 2025-2030 and Beyond

Redlands Boulevard / North City Limits to Alessandro Boulevard

<b>Department / Division:</b>	<b>Project Priority:</b>	<b>Project Status:</b>	<b>Council District(s):</b>
70 - Public Works / 77 - PW - Capital Projects	Deferrable Start within 5 to 10 yrs	On Hold - Unfunded	District 2, District 3

Schedule:

---



---



---



---



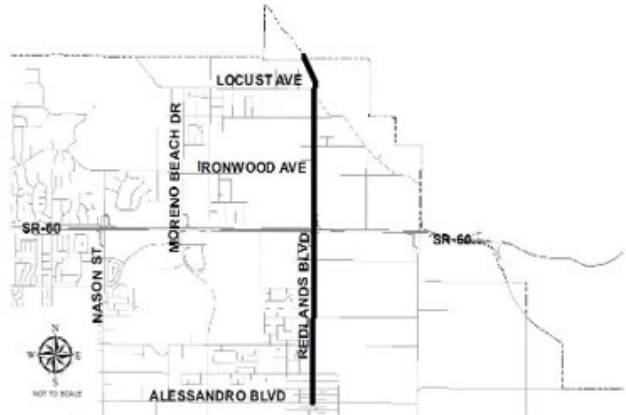
---



---



---



**Project Description:**  
 This project will provide street improvements that include sidewalk, curb, gutter, median, asphalt concrete pavement, and striping.

**Justification or Significance of Improvement:**  
 The purpose of this project is to improve segments of roadway where full-width street improvements do not currently exist.

**Estimated Maintenance Costs:**  
 Street maintenance costs over a 20-year period are estimated to average approximately \$12,000 per 13-foot-wide lane mile per year. Currently no new funding source has been identified to fund these maintenance costs.

Life-to-Date Expenditures Through FY 2023-24 0

PROJECT PHASE	Budget FY 2024/25	FY 25/26 - 26/27 Budget		FY 2027/28	FY 2028/29	FY 2029/30 and Beyond	Total
		New Request FY 2025/26	New Request FY 2026/27				
Prelim. Eng. / Environ.						1,200,000	1,200,000
Design						2,000,000	2,000,000
Right of Way						5,000,000	5,000,000
Construction						20,000,000	20,000,000
Other							
<b>PROJECT TOTAL</b>	<b>0</b>	<b>0</b>	<b>0</b>	<b>0</b>	<b>0</b>	<b>28,200,000</b>	<b>28,200,000</b>

FUNDING SOURCE	Budget FY 2024/25	New Request FY 2025/26	New Request FY 2026/27	FY 2027/28	FY 2028/29	FY 2029/30 and Beyond	Total
<b>REVENUE TOTAL</b>	<b>0</b>	<b>0</b>	<b>0</b>	<b>0</b>	<b>0</b>	<b>28,200,000</b>	<b>28,200,000</b>

City of Moreno Valley  
 Capital Improvement Plan - Project Details  
 FYs 2025-2030 and Beyond

San Michele Road / Indian Street to Perris Boulevard

<b>Department / Division:</b> 70 - Public Works / 77 - PW - Capital Projects	<b>Project Priority:</b> Deferrable Start within 5 to 10 yrs	<b>Project Status:</b> On Hold - Unfunded	<b>Council District(s):</b> District 4
---	---	--	---

Schedule:

---



---



---



---



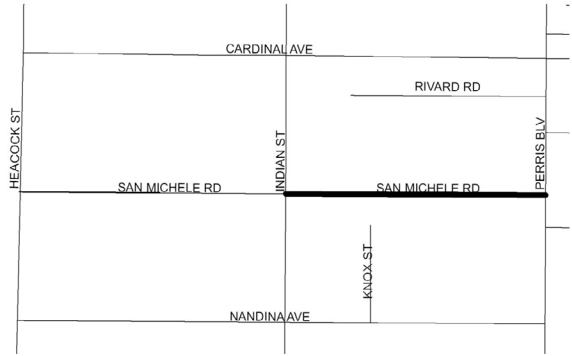
---



---



---



**Project Description:**  
 This project will provide street improvements that include sidewalk, curb, gutter, median, asphalt concrete pavement, and striping.

**Justification or Significance of Improvement:**  
 The purpose of this project is to improve segments of roadway where full-width street improvements do not currently exist.

**Estimated Maintenance Costs:**  
 Street maintenance costs over a 20-year period are estimated to average approximately \$12,000 per 13-foot-wide lane mile per year. Currently no new funding source has been identified to fund these maintenance costs.

Life-to-Date Expenditures Through FY 2023-24 0

PROJECT PHASE	Budget FY 2024/25	FY 25/26 - 26/27 Budget		FY 2027/28	FY 2028/29	FY 2029/30 and Beyond	Total
		New Request FY 2025/26	New Request FY 2026/27				
Prelim. Eng. / Environ.							
Design						250,000	250,000
Right of Way						1,500,000	1,500,000
Construction						2,250,000	2,250,000
Other							
<b>PROJECT TOTAL</b>	<b>0</b>	<b>0</b>	<b>0</b>	<b>0</b>	<b>0</b>	<b>4,000,000</b>	<b>4,000,000</b>

FUNDING SOURCE	Budget FY 2024/25	New Request FY 2025/26	New Request FY 2026/27	FY 2027/28	FY 2028/29	FY 2029/30 and Beyond	Total
<b>REVENUE TOTAL</b>	<b>0</b>	<b>0</b>	<b>0</b>	<b>0</b>	<b>0</b>	<b>4,000,000</b>	<b>4,000,000</b>

City of Moreno Valley  
 Capital Improvement Plan - Project Details  
 FYs 2025-2030 and Beyond

Sidewalk Installation (Various Locations in Edgemont)

<b>Department / Division:</b>	<b>Project Priority:</b>	<b>Project Status:</b>	<b>Council District(s):</b>
70 - Public Works / 77 - PW - Capital Projects	Deferrable Start within 5 to 10 yrs	On Hold - Unfunded	District 1

Schedule:

---



---



---



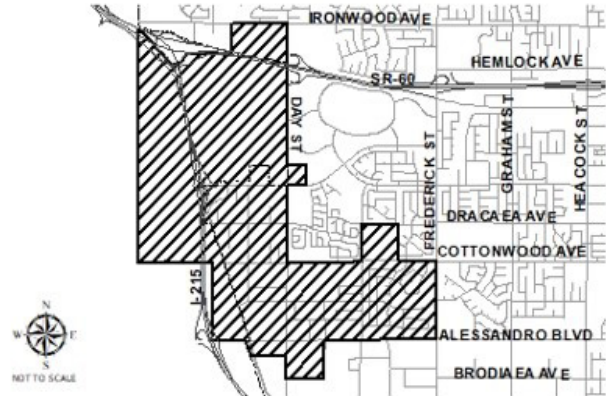
---



---



---



**Project Description:**  
 This project will install new sidewalk where sidewalk is missing based on funding and benefit priority.

**Justification or Significance of Improvement:**  
 Sidewalks provide a safety-enhanced and effective path of travel for pedestrians and other users. This project will complete contiguous sidewalk networks by completing missing gaps.

**Estimated Maintenance Costs:**  
 Sidewalk maintenance costs over a 50-year period are estimated to average approximately \$5,400 per 6-foot-wide sidewalk mile per year.

Life-to-Date Expenditures Through FY 2023-24 0

PROJECT PHASE	Budget FY 2024/25	FY 25/26 - 26/27 Budget		FY 2027/28	FY 2028/29	FY 2029/30 and Beyond	Total
		New Request FY 2025/26	New Request FY 2026/27				
Prelim. Eng. / Environ.							
Design						1,000,000	1,000,000
Right of Way							
Construction						4,000,000	4,000,000
Other							
<b>PROJECT TOTAL</b>	<b>0</b>	<b>0</b>	<b>0</b>	<b>0</b>	<b>0</b>	<b>5,000,000</b>	<b>5,000,000</b>

FUNDING SOURCE	Budget FY 2024/25	New Request FY 2025/26	New Request FY 2026/27	FY 2027/28	FY 2028/29	FY 2029/30 and Beyond	Total
<b>REVENUE TOTAL</b>	<b>0</b>	<b>0</b>	<b>0</b>	<b>0</b>	<b>0</b>	<b>5,000,000</b>	<b>5,000,000</b>

City of Moreno Valley  
 Capital Improvement Plan - Project Details  
 FYs 2025-2030 and Beyond

Sinclair Street / Encilia Avenue to Alessandro Boulevard

<b>Department / Division:</b> 70 - Public Works / 77 - PW - Capital Projects	<b>Project Priority:</b> Deferrable Start within 5 to 10 yrs	<b>Project Status:</b> On Hold - Unfunded	<b>Council District(s):</b> District 3
---	---	--	---

Schedule:

---



---



---



---



---



---



---



**Project Description:**  
 This project will provide street improvements that include sidewalk, curb, gutter, asphalt concrete pavement, and striping.

**Justification or Significance of Improvement:**  
 The purpose of this project is to improve segments of roadway where full-width street improvements do not currently exist.

**Estimated Maintenance Costs:**  
 Street maintenance costs over a 20-year period are estimated to average approximately \$12,000 per 13-foot-wide lane mile per year. Currently no new funding source has been identified to fund these maintenance costs.

Life-to-Date Expenditures Through FY 2023-24 0

PROJECT PHASE	Budget FY 2024/25	FY 25/26 - 26/27 Budget		FY 2027/28	FY 2028/29	FY 2029/30 and Beyond	Total
		New Request FY 2025/26	New Request FY 2026/27				
Prelim. Eng. / Environ.						250,000	250,000
Design						750,000	750,000
Right of Way						4,500,000	4,500,000
Construction						12,500,000	12,500,000
Other							
<b>PROJECT TOTAL</b>	<b>0</b>	<b>0</b>	<b>0</b>	<b>0</b>	<b>0</b>	<b>18,000,000</b>	<b>18,000,000</b>

FUNDING SOURCE	Budget FY 2024/25	New Request FY 2025/26	New Request FY 2026/27	FY 2027/28	FY 2028/29	FY 2029/30 and Beyond	Total
<b>REVENUE TOTAL</b>	<b>0</b>	<b>0</b>	<b>0</b>	<b>0</b>	<b>0</b>	<b>18,000,000</b>	<b>18,000,000</b>

City of Moreno Valley  
 Capital Improvement Plan - Project Details  
 FYs 2025-2030 and Beyond

Sinclair Street / Eucalyptus Avenue to Encilia Avenue

<b>Department / Division:</b>	<b>Project Priority:</b>	<b>Project Status:</b>	<b>Council District(s):</b>
70 - Public Works / 77 - PW - Capital Projects	Deferrable Start within 5 to 10 yrs	On Hold - Unfunded	District 3

Schedule:

---



---



---



---



---



---



**Project Description:**  
 This project will provide street improvements that include sidewalk, curb, gutter, asphalt concrete pavement, and striping.

**Justification or Significance of Improvement:**  
 The purpose of this project is to improve segments of roadway where full-width street improvements do not currently exist.

**Estimated Maintenance Costs:**  
 Street maintenance costs over a 20-year period are estimated to average approximately \$12,000 per 13-foot-wide lane mile per year. Currently no new funding source has been identified to fund these maintenance costs.

Life-to-Date Expenditures Through FY 2023-24 0

PROJECT PHASE	Budget FY 2024/25	FY 25/26 - 26/27 Budget		FY 2027/28	FY 2028/29	FY 2029/30 and Beyond	Total
		New Request FY 2025/26	New Request FY 2026/27				
Prelim. Eng. / Environ.							
Design						250,000	250,000
Right of Way						750,000	750,000
Construction						2,000,000	2,000,000
Other							
<b>PROJECT TOTAL</b>	<b>0</b>	<b>0</b>	<b>0</b>	<b>0</b>	<b>0</b>	<b>3,000,000</b>	<b>3,000,000</b>

FUNDING SOURCE	Budget FY 2024/25	New Request FY 2025/26	New Request FY 2026/27	FY 2027/28	FY 2028/29	FY 2029/30 and Beyond	Total
<b>REVENUE TOTAL</b>	<b>0</b>	<b>0</b>	<b>0</b>	<b>0</b>	<b>0</b>	<b>3,000,000</b>	<b>3,000,000</b>

City of Moreno Valley  
 Capital Improvement Plan - Project Details  
 FYs 2025-2030 and Beyond

**SR-60 / Perris Boulevard Westbound Off-Ramp Widening**

<b>Department / Division:</b>	<b>Project Priority:</b>	<b>Project Status:</b>	<b>Council District(s):</b>
70 - Public Works / 77 - PW - Capital Projects	Deferrable Start within 5 to 10 yrs	On Hold - Unfunded	District 2

Schedule:

---

---

---

---

---

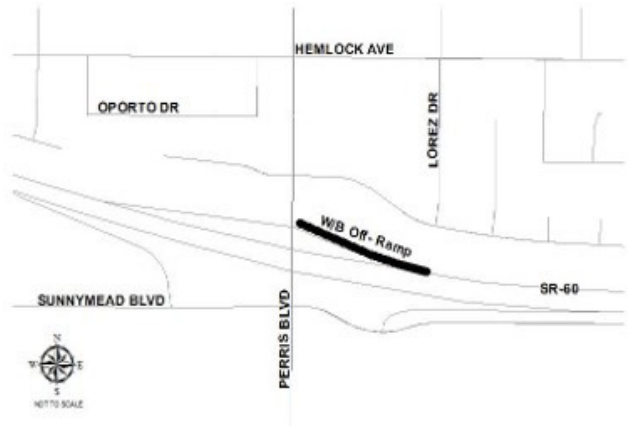
---

---

---

---

---



Project Description:

This project will widen the State Route 60 westbound off-ramp to two lanes.

Justification or Significance of Improvement:

The project will increase capacity at this heavily traveled intersection, thereby reducing delays.

Estimated Maintenance Costs:

Maintenance of freeway ramps is funded by Caltrans.

Life-to-Date Expenditures Through FY 2023- 24 0

PROJECT PHASE	Budget FY 2024/25	FY 25/26 - 26/27 Budget		FY 2027/28	FY 2028/29	FY 2029/30 and Beyond	Total
		New Request FY 2025/26	New Request FY 2026/27				
Prelim. Eng. / Environ.							
Design						150,000	150,000
Right of Way							
Construction						750,000	750,000
Other							
<b>PROJECT TOTAL</b>	<b>0</b>	<b>0</b>	<b>0</b>	<b>0</b>	<b>0</b>	<b>900,000</b>	<b>900,000</b>

FUNDING SOURCE	Budget FY 2024/25	New Request FY 2025/26	New Request FY 2026/27	FY 2027/28	FY 2028/29	FY 2029/30 and Beyond	Total
801 XXXX UNF							
<b>REVENUE TOTAL</b>	<b>0</b>	<b>0</b>	<b>0</b>	<b>0</b>	<b>0</b>	<b>900,000</b>	<b>900,000</b>



City of Moreno Valley  
 Capital Improvement Plan - Project Details  
 FYs 2025-2030 and Beyond

SR-60 Interchange / Gilman Springs Road

<b>Department / Division:</b>	<b>Project Priority:</b>	<b>Project Status:</b>	<b>Council District(s):</b>
70 - Public Works / 77 - PW - Capital Projects	Deferrable Start within 5 to 10 yrs	On Hold - Unfunded	District 3

Schedule:

---

---

---

---

---

---

---

---

---

---



Project Description:

This project consists of a replacement interchange, including bridge replacement. Caltrans will require all such work to be approved and processed through the City of Moreno Valley and the County of Riverside prior to submittal to Caltrans for approval. Estimated total cost: \$70,000,000

Justification or Significance of Improvement:

The existing interchange requires modification to meet future traffic demands.

Estimated Maintenance Costs:

Street maintenance costs over a 20 year period are estimated to average approximately \$12,000 per 13 foot wide lane mile per year. Currently no new funding source has been identified to fund these maintenance costs. Caltrans will fund maintenance of the freeway, ramps, and structures.

Life-to-Date Expenditures Through FY 2023-24 0

PROJECT PHASE	Budget FY 2024/25	FY 25/26 - 26/27 Budget		FY 2027/28	FY 2028/29	FY 2029/30 and Beyond	Total
		New Request FY 2025/26	New Request FY 2026/27				
Prelim. Eng. / Environ.						3,000,000	3,000,000
Design						6,000,000	6,000,000
Right of Way						21,000,000	21,000,000
Construction						72,000,000	72,000,000
Other							
<b>PROJECT TOTAL</b>	<b>0</b>	<b>0</b>	<b>0</b>	<b>0</b>	<b>0</b>	<b>102,000,000</b>	<b>102,000,000</b>

FUNDING SOURCE	Budget FY 2024/25	New Request FY 2025/26	New Request FY 2026/27	FY 2027/28	FY 2028/29	FY 2029/30 and Beyond	Total
<b>REVENUE TOTAL</b>	<b>0</b>	<b>0</b>	<b>0</b>	<b>0</b>	<b>0</b>	<b>102,000,000</b>	<b>102,000,000</b>

City of Moreno Valley  
 Capital Improvement Plan - Project Details  
 FYs 2025-2030 and Beyond

Street Improvement Program (SIP)

<b>Department / Division:</b>	<b>Project Priority:</b>	<b>Project Status:</b>	<b>Council District(s):</b>
70 - Public Works / 77 - PW - Capital Projects	Desirable Start within 3 to 5 yrs	On Hold - Unfunded	District 1, District 2, District 3, District 4

Schedule:

---



---



---



---



---



---



---

CITYWIDE

**Project Description:**  
 This project consists of design, environmental, and construction of selected private and unmaintained streets, for acceptance into the City's public maintained street system.

**Justification or Significance of Improvement:**  
 Funding for selected private streets is based on technical criteria for road, public utility, and public services purposes.

**Estimated Maintenance Costs:**  
 Street maintenance costs over a 20-year period are estimated to average approximately \$12,000 per 13-foot-wide lane mile per year. Currently no new funding source has been identified to fund these maintenance costs.

Life-to-Date Expenditures Through FY 2023-24 0

PROJECT PHASE	Budget FY 2024/25	FY 25/26 - 26/27 Budget		FY 2027/28	FY 2028/29	FY 2029/30 and Beyond	Total
		New Request FY 2025/26	New Request FY 2026/27				
Prelim. Eng. / Environ.							
Design							
Right of Way							
Construction				288,000			288,000
Other							
<b>PROJECT TOTAL</b>	<b>0</b>	<b>0</b>	<b>0</b>	<b>288,000</b>	<b>0</b>	<b>0</b>	<b>288,000</b>

FUNDING SOURCE	Budget FY 2024/25	New Request FY 2025/26	New Request FY 2026/27	FY 2027/28	FY 2028/29	FY 2029/30 and Beyond	Total
801 XXXX UNF							
<b>REVENUE TOTAL</b>	<b>0</b>	<b>0</b>	<b>0</b>	<b>288,000</b>	<b>0</b>	<b>0</b>	<b>288,000</b>

City of Moreno Valley  
Capital Improvement Plan - Project Details  
FYs 2025-2030 and Beyond

**Street In-Lieu Fees**

<b>Department / Division:</b>	<b>Project Priority:</b>	<b>Project Status:</b>	<b>Council District(s):</b>
70 - Public Works / 29 - PW - Land Development	Deferrable Start within 5 to 10 yrs	On Hold - Unfunded	District 1, District 2, District 3, District 4

Schedule:	Street Name	Project Number	Collected
	Belia Ct	PM 26547	\$13,000.00
	Black Oak Ave	PA04-0011 / PM 19476	\$10,446.00
	Highland Blvd	P05-169	\$10,383.00
	Hilton Dr	PA04-0182	\$5,226.00
	Maltby Av and Kimberly Av	P04-216	\$33,420.00
	Quincy St	PA02-0122	\$18,333.57
	Via Von Botsch	PA06-0019	\$14,899.00
	Black Oak Ave	PA04-0207	\$9,440.64
	Kalmia Ave	PA03-0124	\$21,677.00
	Locust Ave	PA13-0067	\$17,083.00
	Locust Ave	P14-131	\$6,262.00
	Eucalyptus Ave	PA07-0084/ PM 35679	\$116,028.00
	Cactus Ave Bus Bay	PEN19-0106	\$300,000.00
	Bradshaw Circle Street	PEN17-0019 (TR 31592)	\$43,000.00
	<b>Total</b>		<b>\$619,198.21</b>

**Project Description:**

The street in-lieu fees help construct public improvements that are linked to the projects for which the fees are collected. A project will be completed when fees collected from property owners are sufficient to complete missing street segment improvements for a particular street. A typical street improvement project may range from \$750,000 to \$1,250,000. Project streets are prioritized by the Capital Projects Division.

**Justification or Significance of Improvement:**

As there is no way to predict when and where development will occur, it is uncertain when the project streets will be constructed. Project streets will be programmed for ultimate improvements when sufficient funds are received from property owners as they develop and pay their street in-lieu of construction fees.

**Estimated Maintenance Costs:**

Street maintenance costs over a 20 year period are estimated to average approximately \$12,000 per 13 foot wide lane mile per year. Currently no new funding source has been identified to fund these maintenance costs.

Life-to-Date Expenditures Through FY 2023-24 0

PROJECT PHASE	Budget FY 2024/25	FY 25/26 - 26/27 Budget		FY 2027/28	FY 2028/29	FY 2029/30 and Beyond	Total
		New Request FY 2025/26	New Request FY 2026/27				
Prelim. Eng. / Environ.				76,000			76,000
Design				113,000			113,000
Right of Way				76,000			76,000
Construction				114,000			114,000
Other							
<b>PROJECT TOTAL</b>	<b>0</b>	<b>0</b>	<b>0</b>	<b>379,000</b>	<b>0</b>	<b>0</b>	<b>379,000</b>

FUNDING SOURCE	Budget FY 2024/25	New Request FY 2025/26	New Request FY 2026/27	FY 2027/28	FY 2028/29	FY 2029/30 and Beyond	Total
<b>REVENUE TOTAL</b>	<b>0</b>	<b>0</b>	<b>0</b>	<b>379,000</b>	<b>0</b>	<b>0</b>	<b>379,000</b>

City of Moreno Valley  
 Capital Improvement Plan - Project Details  
 FYs 2025-2030 and Beyond

Street Lighting Infill

<b>Department / Division:</b>	<b>Project Priority:</b>	<b>Project Status:</b>	<b>Council District(s):</b>
70 - Public Works / 76 - PW - Transportation	Desirable Start within 3 to 5 yrs	On Hold - Unfunded	District 1, District 2, District 3, District 4

Schedule:

---



---



---



---



---



---



---



---

CITYWIDE

Project Description:

This project will fund installation of street lighting at locations to be identified based on need. Lights may be utility or solar-powered. Project includes the cost to annex into a lighting district.

Justification or Significance of Improvement:

The project will allow for cost-effective deployment of safety-enhancing street lights.

Estimated Maintenance Costs:

New street lights cost about \$225 per street light per year for maintenance and are funded with General Fund and Community Service District funds.

Life-to-Date Expenditures Through FY 2023-24 0

PROJECT PHASE	Budget FY 2024/25	FY 25/26 - 26/27 Budget		FY 2027/28	FY 2028/29	FY 2029/30 and Beyond	Total
		New Request FY 2025/26	New Request FY 2026/27				
Prelim. Eng. / Environ.							
Design							
Right of Way							
Construction				72,000	71,000	71,000	214,000
Other							
<b>PROJECT TOTAL</b>	<b>0</b>	<b>0</b>	<b>0</b>	<b>72,000</b>	<b>71,000</b>	<b>71,000</b>	<b>214,000</b>

FUNDING SOURCE	Budget FY 2024/25	New Request FY 2025/26	New Request FY 2026/27	FY 2027/28	FY 2028/29	FY 2029/30 and Beyond	Total
<b>REVENUE TOTAL</b>	<b>0</b>	<b>0</b>	<b>0</b>	<b>72,000</b>	<b>71,000</b>	<b>71,000</b>	<b>214,000</b>

City of Moreno Valley  
 Capital Improvement Plan - Project Details  
 FYs 2025-2030 and Beyond

Sunnymead Boulevard Monument Signs and Landscape Renovation

<b>Department / Division:</b> 70 - Public Works / 77 - PW - Capital Projects	<b>Project Priority:</b> Desirable Start within 3 to 5 yrs	<b>Project Status:</b> On Hold - Unfunded	<b>Council District(s):</b> District 1
---	---	--	---

Schedule:

---



---



---



---



---



---



**Project Description:**

This project will renovate the existing monument signs and entry arch sign near Frederick Street, including refreshing the colors and lighting. The project will also install drought tolerant landscape along Sunnymead Boulevard.

**Justification or Significance of Improvement:**

This project will renovate the monument signs, the entry arch, and landscaping which welcome visitors and residents alike as they enter into Moreno Valley from State Route 60.

**Estimated Maintenance Costs:**

This project should not increase existing maintenance costs for signs and low maintenance landscaping.

Life-to-Date Expenditures Through FY 2023-24 0

PROJECT PHASE	Budget FY 2024/25	FY 25/26 - 26/27 Budget		FY 2027/28	FY 2028/29	FY 2029/30 and Beyond	Total
		New Request FY 2025/26	New Request FY 2026/27				
Prelim. Eng. / Environ.							
Design					200,000		200,000
Right of Way							
Construction					800,000		800,000
Other							
<b>PROJECT TOTAL</b>	<b>0</b>	<b>0</b>	<b>0</b>	<b>0</b>	<b>1,000,000</b>	<b>0</b>	<b>1,000,000</b>

FUNDING SOURCE	Budget FY 2024/25	New Request FY 2025/26	New Request FY 2026/27	FY 2027/28	FY 2028/29	FY 2029/30 and Beyond	Total
<b>REVENUE TOTAL</b>	<b>0</b>	<b>0</b>	<b>0</b>	<b>0</b>	<b>1,000,000</b>	<b>0</b>	<b>1,000,000</b>

City of Moreno Valley  
 Capital Improvement Plan - Project Details  
 FYs 2025-2030 and Beyond

Sunnymead Boulevard / Perris Boulevard to Kitching Street

<b>Department / Division:</b>	<b>Project Priority:</b>	<b>Project Status:</b>	<b>Council District(s):</b>
70 - Public Works / 29 - PW - Land Development	Deferrable Start within 5 to 10 yrs	On Hold - Unfunded	District 3

Schedule:

---



---



---



---



---



---



---



**Project Description:**  
 This project will provide street improvements that include sidewalk, curb, gutter, asphalt concrete pavement, and striping.

**Justification or Significance of Improvement:**  
 The purpose of this project is to improve segments of roadway where full-width street and sidewalk improvements do not currently exist.

**Estimated Maintenance Costs:**  
 Street maintenance costs over a 20 year period are estimated to average approximately \$12,000 per 13 foot wide lane mile per year. Currently no new funding source has been identified to fund these maintenance costs.

Life-to-Date Expenditures Through FY 2023-24 0

PROJECT PHASE	Budget FY 2024/25	FY 25/26 - 26/27 Budget		FY 2027/28	FY 2028/29	FY 2029/30 and Beyond	Total
		New Request FY 2025/26	New Request FY 2026/27				
Prelim. Eng. / Environ.							
Design						300,000	300,000
Right of Way						700,000	700,000
Construction						2,500,000	2,500,000
Other							
<b>PROJECT TOTAL</b>	<b>0</b>	<b>0</b>	<b>0</b>	<b>0</b>	<b>0</b>	<b>3,500,000</b>	<b>3,500,000</b>

FUNDING SOURCE	Budget FY 2024/25	New Request FY 2025/26	New Request FY 2026/27	FY 2027/28	FY 2028/29	FY 2029/30 and Beyond	Total
<b>REVENUE TOTAL</b>	<b>0</b>	<b>0</b>	<b>0</b>	<b>0</b>	<b>0</b>	<b>3,500,000</b>	<b>3,500,000</b>

City of Moreno Valley  
 Capital Improvement Plan - Project Details  
 FYs 2025-2030 and Beyond

Sunnymead Boulevard Revitalization

<b>Department / Division:</b>	<b>Project Priority:</b>	<b>Project Status:</b>	<b>Council District(s):</b>
70 - Public Works / 77 - PW - Capital Projects	Deferrable Start within 5 to 10 yrs	On Hold - Unfunded	District 1

Schedule:

---



---



---



---



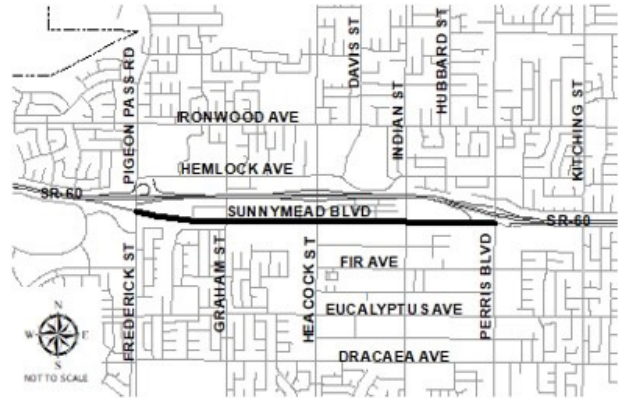
---



---



---



Project Description:

This project will revitalize Sunnymead Boulevard from Frederick Street to Perris Boulevard with replacement of existing roadway elements and installation of new additional elements such as medians, sidewalks, landscape and hardscape, lighting, signage, etc. to improve the appearance and attractiveness of the roadway.

Justification or Significance of Improvement:

Sunnymead Boulevard is the main gateway to the City and revitalizing the roadway would enhance the aesthetic appearance of the community and business attractiveness of the City.

Estimated Maintenance Costs:

Street maintenance is typically funded by Gas Tax and Measure A funds, and costs on average are approximately \$2.50 / square foot for grind and overlay and \$0.75 / square foot for slurry seal. Street maintenance costs over a 20-year period are estimated to average almost \$12,000 per 13-foot-wide lane mile per year. Street maintenance funding will be part of the deferred maintenance for the whole network.

Life-to-Date Expenditures Through FY 2023-24 0

PROJECT PHASE	Budget FY 2024/25	FY 25/26 - 26/27 Budget			FY 2027/28	FY 2028/29	FY 2029/30 and Beyond	Total
		New Request FY 2025/26	New Request FY 2026/27					
Prelim. Eng. / Environ.								
Design						5,000,000	5,000,000	
Right of Way								
Construction						20,000,000	20,000,000	
Other								
<b>PROJECT TOTAL</b>	<b>0</b>	<b>0</b>	<b>0</b>	<b>0</b>	<b>0</b>	<b>25,000,000</b>	<b>25,000,000</b>	

FUNDING SOURCE	Budget FY 2024/25	New Request FY 2025/26	New Request FY 2026/27	FY 2027/28	FY 2028/29	FY 2029/30 and Beyond	Total
<b>REVENUE TOTAL</b>	<b>0</b>	<b>0</b>	<b>0</b>	<b>0</b>	<b>0</b>	<b>25,000,000</b>	<b>25,000,000</b>



City of Moreno Valley  
 Capital Improvement Plan - Project Details  
 FYs 2025-2030 and Beyond

Theodore Street and WLC Parkway / Ironwood Avenue to Alessandro Boulevard

<b>Department / Division:</b>	<b>Project Priority:</b>	<b>Project Status:</b>	<b>Council District(s):</b>
70 - Public Works / 77 - PW - Capital Projects	Deferrable Start within 5 to 10 yrs	On Hold - Unfunded	District 2, District 3

Schedule:

---

---

---

---

---

---

---

---

---

---



**Project Description:**

This project will provide street improvements that include sidewalk, curb, gutter, median, asphalt concrete pavement, and striping for Theodore Street and World Logistics Center (WLC) Parkway.

**Justification or Significance of Improvement:**

The purpose of this project is to improve segments of roadway where full-width street improvements do not currently exist.

**Estimated Maintenance Costs:**

Street maintenance costs over a 20-year period are estimated to average approximately \$12,000 per 13-foot-wide lane mile per year. Currently no new funding source has been identified to fund these maintenance costs.

Life-to-Date Expenditures Through FY 2023-24 0

PROJECT PHASE	Budget FY 2024/25	FY 25/26 - 26/27 Budget		FY 2027/28	FY 2028/29	FY 2029/30 and Beyond	Total
		New Request FY 2025/26	New Request FY 2026/27				
Prelim. Eng. / Environ.						350,000	350,000
Design						950,000	950,000
Right of Way						2,000,000	2,000,000
Construction						15,000,000	15,000,000
Other							
<b>PROJECT TOTAL</b>	<b>0</b>	<b>0</b>	<b>0</b>	<b>0</b>	<b>0</b>	<b>18,300,000</b>	<b>18,300,000</b>

FUNDING SOURCE	Budget FY 2024/25	New Request FY 2025/26	New Request FY 2026/27	FY 2027/28	FY 2028/29	FY 2029/30 and Beyond	Total
<b>REVENUE TOTAL</b>	<b>0</b>	<b>0</b>	<b>0</b>	<b>0</b>	<b>0</b>	<b>18,300,000</b>	<b>18,300,000</b>

City of Moreno Valley  
 Capital Improvement Plan - Project Details  
 FYs 2025-2030 and Beyond

Westbound Right-Turn Lane on Iris Avenue Extension

<b>Department / Division:</b>	<b>Project Priority:</b>	<b>Project Status:</b>	<b>Council District(s):</b>
70 - Public Works / 77 - PW - Capital Projects	Deferrable Start within 5 to 10 yrs	On Hold - Unfunded	District 4

Schedule:

---



---



---



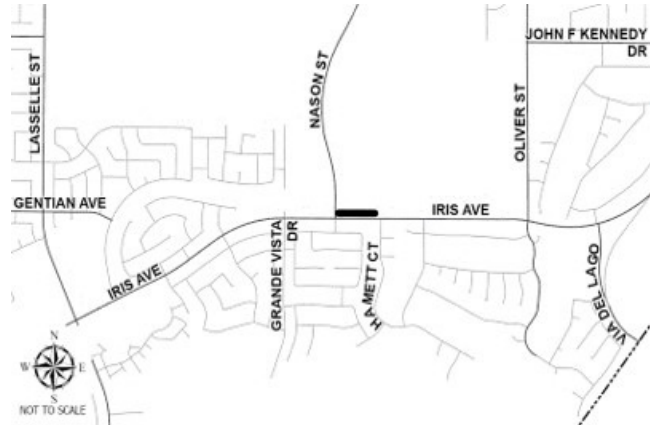
---



---



---



**Project Description:**  
 This project will extend the existing right turn lane on westbound of Cactus Avenue onto Nason Street.

**Justification or Significance of Improvement:**  
 The extension of the existing turn-lane will help alleviate congestion and increase traffic circulation in the area.

**Estimated Maintenance Costs:**  
 Street maintenance is typically funded by Gas Tax and Measure A funds, and costs on average are approximately \$2.50 / square foot for grind and overlay and \$0.75 / square foot for slurry seal. Street maintenance costs over a 20-year period are estimated to average almost \$12,000 per 13-foot-wide lane mile per year. Street maintenance funding will be part of the deferred maintenance for the whole network.

Life-to-Date Expenditures Through FY 2023-24 0

PROJECT PHASE	Budget FY 2024/25	FY 25/26 - 26/27 Budget		FY 2027/28	FY 2028/29	FY 2029/30 and Beyond	Total
		New Request FY 2025/26	New Request FY 2026/27				
Prelim. Eng. / Environ.							
Design						50,000	50,000
Right of Way							
Construction						550,000	550,000
Other							
<b>PROJECT TOTAL</b>	<b>0</b>	<b>0</b>	<b>0</b>	<b>0</b>	<b>0</b>	<b>600,000</b>	<b>600,000</b>

FUNDING SOURCE	Budget FY 2024/25	New Request FY 2025/26	New Request FY 2026/27	FY 2027/28	FY 2028/29	FY 2029/30 and Beyond	Total
<b>REVENUE TOTAL</b>	<b>0</b>	<b>0</b>	<b>0</b>	<b>0</b>	<b>0</b>	<b>600,000</b>	<b>600,000</b>



# BRIDGES

CAPITAL IMPROVEMENT PLAN 2025/26 • 2026/27 / CITY OF MORENO VALLEY



# BRIDGES

CAPITAL IMPROVEMENT PLAN FY 2025-2030 AND BEYOND / CITY OF MORENO VALLEY

## Unfunded Projects


[Bridge Mitigation Fees \(Fair-Share Contribution\)](#)

[Brodiaea Avenue Bridge / 735 Ft East of Redlands Boulevard](#)

[Indian Street / Lateral B Bridge](#)

[Kitching Street Bridge / Perris Valley Storm Drain Lateral A](#)

[Kitching Street Bridge / Perris Valley Storm Drain Lateral B](#)



THIS PAGE INTENTIONALLY LEFT BLANK



City of Moreno Valley  
 Capital Improvement Plan - Project Details  
 FYs 2025-2030 and Beyond

Bridge Mitigation Fees (Fair-Share Contribution)

<b>Department / Division:</b>	<b>Project Priority:</b>	<b>Project Status:</b>	<b>Council District(s):</b>
70 - Public Works / 77 - PW - Capital Projects	Deferrable Start within 5 to 10 yrs	On Hold - Unfunded	District 4

Schedule:

Facility Location	Project Number	Collected
Kitching / Perris Valley SD Bridge	Warmington	\$72,615.70

Project Description:

Mitigation fees are collected to help construct bridge improvements that are linked to the projects for which the fees are collected. Fair-share contributions toward bridge construction is mitigation for traffic related impacts. A bridge project will be completed when fees collected from property owners are sufficient to complete bridge improvements.

Justification or Significance of Improvement:

The Kitching Street Bridge over Perris Valley Storm Drain Channel is consistent with the City's general plan circulation element.

Estimated Maintenance Costs:

Bridge improvements and routine maintenance costs are estimated to average approximately \$1.20 per square foot per year. Currently no new funding source has been identified to fund these maintenance costs.

Life-to-Date Expenditures Through FY 2023-24 0

PROJECT PHASE	Budget FY 2024/25	FY 25/26 - 26/27 Budget		FY 2027/28	FY 2028/29	FY 2029/30 and Beyond	Total
		New Request FY 2025/26	New Request FY 2026/27				
Prelim. Eng. / Environ.							
Design						100,000	100,000
Right of Way							
Construction						1,000,000	1,000,000
Other							
<b>PROJECT TOTAL</b>	<b>0</b>	<b>0</b>	<b>0</b>	<b>0</b>	<b>0</b>	<b>1,100,000</b>	<b>1,100,000</b>

FUNDING SOURCE	Budget FY 2024/25	New Request FY 2025/26	New Request FY 2026/27	FY 2027/28	FY 2028/29	FY 2029/30 and Beyond	Total
<b>REVENUE TOTAL</b>	<b>0</b>	<b>0</b>	<b>0</b>	<b>0</b>	<b>0</b>	<b>1,100,000</b>	<b>1,100,000</b>



City of Moreno Valley  
 Capital Improvement Plan - Project Details  
 FYs 2025-2030 and Beyond

**Brodiaea Avenue Bridge / 735 Ft East of Redlands Boulevard**

<b>Department / Division:</b> 70 - Public Works / 77 - PW - Capital Projects	<b>Project Priority:</b> Deferrable Start within 5 to 10 yrs	<b>Project Status:</b> On Hold - Unfunded	<b>Council District(s):</b> District 3, District 4
---	---	--	---

Schedule:

---

---

---

---

---

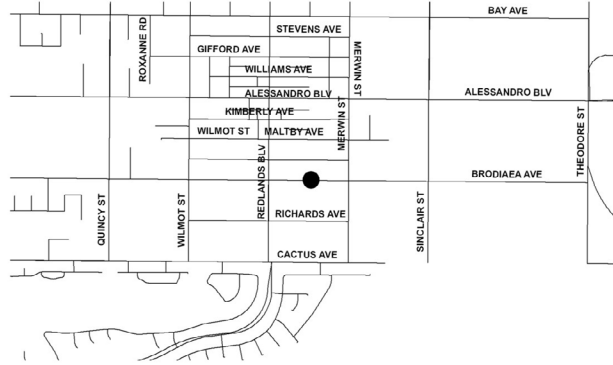
---

---

---

---

---



**Project Description:**

This project will involve the design and construction of the bridge on Brodiaea Avenue over Channel Lateral F.

**Justification or Significance of Improvement:**

This master drainage facility will convey storm run-off.

**Estimated Maintenance Costs:**

Bridge improvement and routine maintenance costs are estimated to average approximately \$1.20 per square foot per year. Currently no new funding source has been identified to fund these maintenance costs.

Life-to-Date Expenditures Through FY 2023-24 0

PROJECT PHASE	Budget FY 2024/25	FY 25/26 - 26/27 Budget		FY 2027/28	FY 2028/29	FY 2029/30 and Beyond	Total
		New Request FY 2025/26	New Request FY 2026/27				
Prelim. Eng. / Environ.							
Design						400,000	400,000
Right of Way							
Construction						3,100,000	3,100,000
Other							
<b>PROJECT TOTAL</b>	<b>0</b>	<b>0</b>	<b>0</b>	<b>0</b>	<b>0</b>	<b>3,500,000</b>	<b>3,500,000</b>

FUNDING SOURCE	Budget FY 2024/25	New Request FY 2025/26	New Request FY 2026/27	FY 2027/28	FY 2028/29	FY 2029/30 and Beyond	Total
<b>REVENUE TOTAL</b>	<b>0</b>	<b>0</b>	<b>0</b>	<b>0</b>	<b>0</b>	<b>3,500,000</b>	<b>3,500,000</b>

City of Moreno Valley  
 Capital Improvement Plan - Project Details  
 FYs 2025-2030 and Beyond

**Cactus Avenue Bridge / 405 Ft East of Wilmot Street**

<b>Department / Division:</b>	<b>Project Priority:</b>	<b>Project Status:</b>	<b>Council District(s):</b>
70 - Public Works / 77 - PW - Capital Projects	Deferrable Start within 5 to 10 yrs	On Hold - Unfunded	District 3, District 4

Schedule:

---



---



---



---



---



---



**Project Description:**  
 This project will involve the design and construction of a wider bridge on Cactus Avenue over Channel Lateral G.

**Justification or Significance of Improvement:**  
 This master drainage facility will convey storm run-off.

**Estimated Maintenance Costs:**  
 Bridge improvement and routine maintenance costs are estimated to average approximately \$1.20 per square foot per year. Currently no new funding source has been identified to fund these maintenance costs.

Life-to-Date Expenditures Through FY 2023-24 0

PROJECT PHASE	Budget FY 2024/25	FY 25/26 - 26/27 Budget		FY 2027/28	FY 2028/29	FY 2029/30 and Beyond	Total
		New Request FY 2025/26	New Request FY 2026/27				
Prelim. Eng. / Environ.							
Design						450,000	450,000
Right of Way						250,000	250,000
Construction						2,300,000	2,300,000
Other							
<b>PROJECT TOTAL</b>	<b>0</b>	<b>0</b>	<b>0</b>	<b>0</b>	<b>0</b>	<b>3,000,000</b>	<b>3,000,000</b>

FUNDING SOURCE	Budget FY 2024/25	New Request FY 2025/26	New Request FY 2026/27	FY 2027/28	FY 2028/29	FY 2029/30 and Beyond	Total
<b>REVENUE TOTAL</b>	<b>0</b>	<b>0</b>	<b>0</b>	<b>0</b>	<b>0</b>	<b>3,000,000</b>	<b>3,000,000</b>

City of Moreno Valley  
 Capital Improvement Plan - Project Details  
 FYs 2025-2030 and Beyond

Indian Street / SR-60 Overpass

<b>Department / Division:</b>	<b>Project Priority:</b>	<b>Project Status:</b>	<b>Council District(s):</b>
70 - Public Works / 77 - PW - Capital Projects	Deferrable Start within 5 to 10 yrs	On Hold - Unfunded	District 1

Schedule:

---

---

---

---

---

---

---

---

---

---



Project Description:

This project will involve the design and construction of a replacement bridge at Indian Street over SR-60.

Justification or Significance of Improvement:

The existing bridge is considered structurally deficient and functionally obsolete and will require replacement in the future.

Estimated Maintenance Costs:

Bridge surface and street maintenance costs over a 20-year period are estimated to average approximately \$12,000 per 13-foot-wide lane mile per year. Currently no new funding source has been identified to fund these maintenance costs. Caltrans will fund maintenance of the structure.

Life-to-Date Expenditures Through FY 2023-24 0

PROJECT PHASE	Budget FY 2024/25	FY 25/26 - 26/27 Budget		FY 2027/28	FY 2028/29	FY 2029/30 and Beyond	Total
		New Request FY 2025/26	New Request FY 2026/27				
Prelim. Eng. / Environ.						1,500,000	1,500,000
Design						2,500,000	2,500,000
Right of Way						4,000,000	4,000,000
Construction						20,000,000	20,000,000
Other							
<b>PROJECT TOTAL</b>	<b>0</b>	<b>0</b>	<b>0</b>	<b>0</b>	<b>0</b>	<b>28,000,000</b>	<b>28,000,000</b>

FUNDING SOURCE	Budget FY 2024/25	New Request FY 2025/26	New Request FY 2026/27	FY 2027/28	FY 2028/29	FY 2029/30 and Beyond	Total
<b>REVENUE TOTAL</b>	<b>0</b>	<b>0</b>	<b>0</b>	<b>0</b>	<b>0</b>	<b>28,000,000</b>	<b>28,000,000</b>

City of Moreno Valley  
 Capital Improvement Plan - Project Details  
 FYs 2025-2030 and Beyond

Indian Street / Lateral B Bridge

<b>Department / Division:</b>	<b>Project Priority:</b>	<b>Project Status:</b>	<b>Council District(s):</b>
70 - Public Works / 77 - PW - Capital Projects	Deferrable Start within 5 to 10 yrs	On Hold - Unfunded	District 4

Schedule:

---



---



---



---



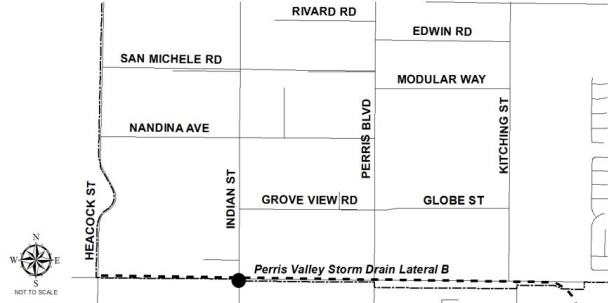
---



---



---



**Project Description:**  
 This project will involve the design and construction of a wider bridge on Indian Street over Channel Lateral B (nearHarley Knox Boulevard). This project may qualify for safety improvements funds.

**Justification or Significance of Improvement:**  
 This project will improve and provide continuity in traffic.

**Estimated Maintenance Costs:**  
 Bridge improvement and routine maintenance costs are estimated to average approximately \$1.20 per square foot per year. Currently no new funding source has been identified to fund these maintenance costs.

Life-to-Date Expenditures Through FY 2023-24 0

PROJECT PHASE	Budget FY 2024/25	FY 25/26 - 26/27 Budget		FY 2027/28	FY 2028/29	FY 2029/30 and Beyond	Total
		New Request FY 2025/26	New Request FY 2026/27				
Prelim. Eng. / Environ.						300,000	300,000
Design						900,000	900,000
Right of Way						700,000	700,000
Construction						10,000,000	10,000,000
Other							
<b>PROJECT TOTAL</b>	<b>0</b>	<b>0</b>	<b>0</b>	<b>0</b>	<b>0</b>	<b>11,900,000</b>	<b>11,900,000</b>

FUNDING SOURCE	Budget FY 2024/25	New Request FY 2025/26	New Request FY 2026/27	FY 2027/28	FY 2028/29	FY 2029/30 and Beyond	Total
<b>REVENUE TOTAL</b>	<b>0</b>	<b>0</b>	<b>0</b>	<b>0</b>	<b>0</b>	<b>11,900,000</b>	<b>11,900,000</b>

City of Moreno Valley  
 Capital Improvement Plan - Project Details  
 FYs 2025-2030 and Beyond

Ironwood Avenue / Quincy Street Bridge

<b>Department / Division:</b> 70 - Public Works / 77 - PW - Capital Projects	<b>Project Priority:</b> Deferrable Start within 5 to 10 yrs	<b>Project Status:</b> On Hold - Unfunded	<b>Council District(s):</b> District 2
---	---	--	---

Schedule:

---

---

---

---

---

---

---

---



**Project Description:**

This project will involve the design and construction of a bridge on Ironwood Avenue over Quincy Channel.

**Justification or Significance of Improvement:**

This master drainage facility will convey storm run-off.

**Estimated Maintenance Costs:**

Bridge improvement and routine maintenance costs are estimated to average approximately \$1.20 per square foot per year. Currently no new funding source has been identified to fund these maintenance costs.

Life-to-Date Expenditures Through FY 2023-24 0

PROJECT PHASE	Budget FY 2024/25	FY 25/26 - 26/27 Budget		FY 2027/28	FY 2028/29	FY 2029/30 and Beyond	Total
		New Request FY 2025/26	New Request FY 2026/27				
Prelim. Eng. / Environ.							
Design						550,000	550,000
Right of Way						250,000	250,000
Construction						3,000,000	3,000,000
Other							
<b>PROJECT TOTAL</b>	<b>0</b>	<b>0</b>	<b>0</b>	<b>0</b>	<b>0</b>	<b>3,800,000</b>	<b>3,800,000</b>

FUNDING SOURCE	Budget FY 2024/25	New Request FY 2025/26	New Request FY 2026/27	FY 2027/28	FY 2028/29	FY 2029/30 and Beyond	Total
<b>REVENUE TOTAL</b>	<b>0</b>	<b>0</b>	<b>0</b>	<b>0</b>	<b>0</b>	<b>3,800,000</b>	<b>3,800,000</b>

City of Moreno Valley  
 Capital Improvement Plan - Project Details  
 FYs 2025-2030 and Beyond

Iris Avenue Bridge Over Line F (Bridge No 56C0418)

<b>Department / Division:</b>	<b>Project Priority:</b>	<b>Project Status:</b>	<b>Council District(s):</b>
70 - Public Works / 77 - PW - Capital Projects	Deferrable Start within 5 to 10 yrs	On Hold - Unfunded	District 4

Schedule:

---



---



---



---



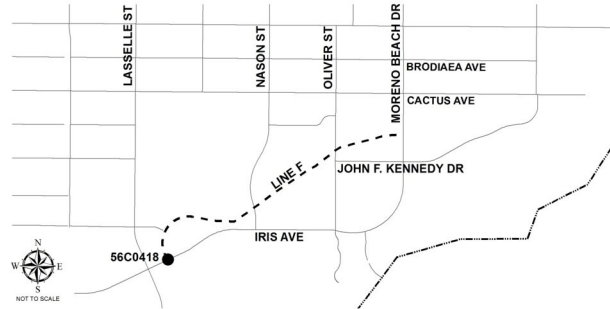
---



---



---



**Project Description:**  
 This structure requires extensive rehabilitation starting with inspection, assessment, Caltrans funding application, and follow-up design and construction.

**Justification or Significance of Improvement:**  
 Recent inspection found the bridge has deficiencies.

**Estimated Maintenance Costs:**  
 Bridge surface and street maintenance costs over a 20 year period are estimated to average approximately \$12,000 per 13 foot wide lane mile per year. Currently no new funding source has been identified to fund these maintenance costs.

Life-to-Date Expenditures Through FY 2023-24 0

PROJECT PHASE	Budget FY 2024/25	FY 25/26 - 26/27 Budget		FY 2027/28	FY 2028/29	FY 2029/30 and Beyond	Total
		New Request FY 2025/26	New Request FY 2026/27				
Prelim. Eng. / Environ.							
Design						250,000	250,000
Right of Way							
Construction						4,750,000	4,750,000
Other							
<b>PROJECT TOTAL</b>	<b>0</b>	<b>0</b>	<b>0</b>	<b>0</b>	<b>0</b>	<b>5,000,000</b>	<b>5,000,000</b>

FUNDING SOURCE	Budget FY 2024/25	New Request FY 2025/26	New Request FY 2026/27	FY 2027/28	FY 2028/29	FY 2029/30 and Beyond	Total
<b>REVENUE TOTAL</b>	<b>0</b>	<b>0</b>	<b>0</b>	<b>0</b>	<b>0</b>	<b>5,000,000</b>	<b>5,000,000</b>

City of Moreno Valley  
 Capital Improvement Plan - Project Details  
 FYs 2025-2030 and Beyond

Kalmia Avenue Bridge / 300 FT West of Quincy Street

<b>Department / Division:</b>	<b>Project Priority:</b>	<b>Project Status:</b>	<b>Council District(s):</b>
70 - Public Works / 77 - PW - Capital Projects	Deferrable Start within 5 to 10 yrs	On Hold - Unfunded	District 2

Schedule:

---



---



---



---



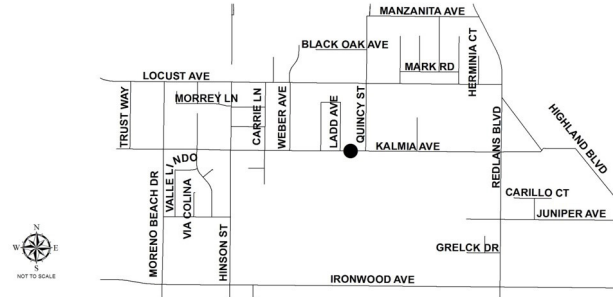
---



---



---



**Project Description:**  
 The project will involve the design and construction of a bridge on Kalmia Avenue 300 Ft west of Quincy Street.

**Justification or Significance of Improvement:**  
 This master drainage facility will convey storm run-off.

**Estimated Maintenance Costs:**  
 Bridge improvement and routine maintenance costs are estimated to average approximately \$1.20 per square foot per year. Currently no new funding source has been identified to fund these maintenance costs.

Life-to-Date Expenditures Through FY 2023-24 0

PROJECT PHASE	Budget FY 2024/25	FY 25/26 - 26/27 Budget		FY 2027/28	FY 2028/29	FY 2029/30 and Beyond	Total
		New Request FY 2025/26	New Request FY 2026/27				
Prelim. Eng. / Environ.							
Design						450,000	450,000
Right of Way						250,000	250,000
Construction						2,300,000	2,300,000
Other							
<b>PROJECT TOTAL</b>	<b>0</b>	<b>0</b>	<b>0</b>	<b>0</b>	<b>0</b>	<b>3,000,000</b>	<b>3,000,000</b>

FUNDING SOURCE	Budget FY 2024/25	New Request FY 2025/26	New Request FY 2026/27	FY 2027/28	FY 2028/29	FY 2029/30 and Beyond	Total
<b>REVENUE TOTAL</b>	<b>0</b>	<b>0</b>	<b>0</b>	<b>0</b>	<b>0</b>	<b>3,000,000</b>	<b>3,000,000</b>



City of Moreno Valley  
 Capital Improvement Plan - Project Details  
 FYs 2025-2030 and Beyond

**Kitching Street Bridge / Perris Valley Storm Drain Lateral A**

<b>Department / Division:</b>	<b>Project Priority:</b>	<b>Project Status:</b>	<b>Council District(s):</b>
70 - Public Works / 77 - PW - Capital Projects	Deferrable Start within 5 to 10 yrs	On Hold - Unfunded	District 4

Schedule:

---



---



---



---



---



---



---



**Project Description:**  
 The Kitching Bridge over Perris Valley Storm Drain Lateral A will fill in a missing link over the channel for north-south access.

**Justification or Significance of Improvement:**  
 The Kitching Street Bridge over Perris Valley Channel Lateral A will fill in a missing link over the channel for north-south access.

**Estimated Maintenance Costs:**  
 Bridge improvement and routine maintenance costs are estimated to average approximately \$1.20 per square foot per year. Currently no new funding source has been identified to fund these maintenance costs.

Life-to-Date Expenditures Through FY 2023-24 0

PROJECT PHASE	Budget FY 2024/25	FY 25/26 - 26/27 Budget		FY 2027/28	FY 2028/29	FY 2029/30 and Beyond	Total
		New Request FY 2025/26	New Request FY 2026/27				
Prelim. Eng. / Environ.						250,000	250,000
Design						850,000	850,000
Right of Way						600,000	600,000
Construction						4,500,000	4,500,000
Other							
<b>PROJECT TOTAL</b>	<b>0</b>	<b>0</b>	<b>0</b>	<b>0</b>	<b>0</b>	<b>6,200,000</b>	<b>6,200,000</b>

FUNDING SOURCE	Budget FY 2024/25	New Request FY 2025/26	New Request FY 2026/27	FY 2027/28	FY 2028/29	FY 2029/30 and Beyond	Total
<b>REVENUE TOTAL</b>	<b>0</b>	<b>0</b>	<b>0</b>	<b>0</b>	<b>0</b>	<b>6,200,000</b>	<b>6,200,000</b>

City of Moreno Valley  
 Capital Improvement Plan - Project Details  
 FYs 2025-2030 and Beyond

Kitching Street Bridge / Perris Valley Storm Drain Lateral B

<b>Department / Division:</b>	<b>Project Priority:</b>	<b>Project Status:</b>	<b>Council District(s):</b>
70 - Public Works / 77 - PW - Capital Projects	Deferrable Start within 5 to 10 yrs	On Hold - Unfunded	District 4

Schedule:

---



---



---



---



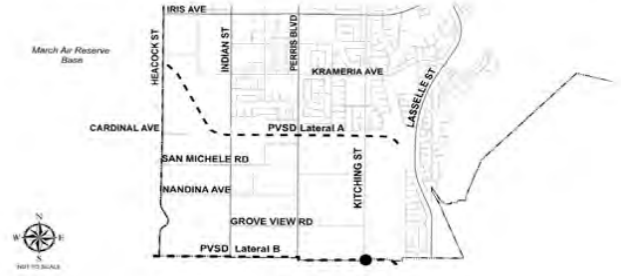
---



---



---



**Project Description:**  
 The Kitching Bridge over Perris Valley Storm Drain Lateral B will fill in a missing link over the channel for north-south access.

**Justification or Significance of Improvement:**  
 The Kitching Street Bridge over Perris Valley Channel Lateral B will fill in a missing link over the channel for north-south access.

**Estimated Maintenance Costs:**  
 Bridge improvement and routine maintenance costs are estimated to average approximately \$1.20 per square foot per year. Currently no new funding source has been identified to fund these maintenance costs.

Life-to-Date Expenditures Through FY 2023-24 0

PROJECT PHASE	Budget FY 2024/25	FY 25/26 - 26/27 Budget		FY 2027/28	FY 2028/29	FY 2029/30 and Beyond	Total
		New Request FY 2025/26	New Request FY 2026/27				
Prelim. Eng. / Environ.						250,000	250,000
Design						850,000	850,000
Right of Way						600,000	600,000
Construction						4,500,000	4,500,000
Other							
<b>PROJECT TOTAL</b>	<b>0</b>	<b>0</b>	<b>0</b>	<b>0</b>	<b>0</b>	<b>6,200,000</b>	<b>6,200,000</b>

FUNDING SOURCE	Budget FY 2024/25	New Request FY 2025/26	New Request FY 2026/27	FY 2027/28	FY 2028/29	FY 2029/30 and Beyond	Total
<b>REVENUE TOTAL</b>	<b>0</b>	<b>0</b>	<b>0</b>	<b>0</b>	<b>0</b>	<b>6,200,000</b>	<b>6,200,000</b>



# BUILDINGS



# BUILDINGS

CAPITAL IMPROVEMENT PLAN FY 2025-2030 AND BEYOND / CITY OF MORENO VALLEY

## Unfunded Projects

[All Fire Stations: Personnel and Equipment Addition Facilities Needs](#)

[Animal Services New Parcel Property Improvements](#)

[Animal Shelter Expansion - Phase 2 to 4](#)

[Cactus Avenue Bridge / 405 Ft East of Wilmot Street](#)

[Corporate Yard Master Plan Build Out](#)

[Fire Station \(Future\) Land Acquisition](#)

[Fire Station 2 Remodel](#)

[Fire Station 58 Expansion and Improvements](#)

[Fire Station 58 Vehicle Storage Bay](#)

[Indian Street / SR-60 Overpass](#)

[Industrial Fire Station](#)

[Infill Fire Station](#)

[Iris Avenue Bridge Over Line F \(Bridge No 56C0418\)](#)

[Ironwood Avenue / Quincy Street Bridge](#)

[Kalmia Avenue Bridge / 300 FT West of Quincy Street](#)

[Library Satellite Facility](#)

[Main Library](#)

[New Corporate Yard Building to Replace Existing Barn](#)

[New Public Library](#)

[New Recreation and Youth Center](#)

[New Senior Center](#)

[Northeast Fire Station](#)

[Parks Community Recreation Buildings](#)

[Photovoltaic System for Fire Station 2, Fire Station 6, and Fire Station 58](#)

[Public Safety Building Conversion - Phase I](#)

[Public Safety Building Expansion - Phase II & III](#)

[Public Safety Building South Hallway Remodel](#)

[Remodel Fire Station 65 - Indian Street and John F. Kennedy Drive](#)

[Security Alarm Replacement](#)

[Southeast Moreno Valley Public Safety Joint Use Station](#)

[Workforce Development Building and Non-Profit Business Incubator](#)





THIS PAGE INTENTIONALLY LEFT BLANK

City of Moreno Valley  
 Capital Improvement Plan - Project Details  
 FYs 2025-2030 and Beyond

All Fire Stations: Personnel and Equipment Addition Facilities Needs

<b>Department / Division:</b> 40 - Fire / 40 - Fleet & Facilities	<b>Project Priority:</b> Necessary Start within 1 to 3 yrs	<b>Project Status:</b> New - Unfunded	<b>Council District(s):</b> District 1, District 2, District 3, District 4
--	---	--	---

Schedule:

---



---



---



---



---



---



---

CITYWIDE

**Project Description:**  
 Provide funding for required items and improvements when equipment and personnel are added to each fire station.

**Justification or Significance of Improvement:**  
 When equipment and personnel are added to each station, the increased needs at each fire station include, but are not limited to recliners, computer , beds, dorm lockers, bay lockers, toilet and showers, food storage, and Plymovent system extensions and/ or additions. The Plymovent system relocates and reduces exhaust in the bays.

**Estimated Maintenance Costs:**

Life-to-Date Expenditures Through FY 2023-24 0

PROJECT PHASE	Budget FY 2024/25	FY 25/26 - 26/27 Budget		FY 2027/28	FY 2028/29	FY 2029/30 and Beyond	Total
		New Request FY 2025/26	New Request FY 2026/27				
Prelim. Eng. / Environ.							
Design							
Right of Way							
Construction							
Other				350,400			350,400
<b>PROJECT TOTAL</b>	<b>0</b>	<b>0</b>	<b>0</b>	<b>350,400</b>	<b>0</b>	<b>0</b>	<b>350,400</b>

FUNDING SOURCE	Budget FY 2024/25	New Request FY 2025/26	New Request FY 2026/27	FY 2027/28	FY 2028/29	FY 2029/30 and Beyond	Total
<b>REVENUE TOTAL</b>	<b>0</b>	<b>0</b>	<b>0</b>	<b>350,400</b>	<b>0</b>	<b>0</b>	<b>350,400</b>



City of Moreno Valley  
 Capital Improvement Plan - Project Details  
 FYs 2025-2030 and Beyond

Animal Services New Parcel Property Improvements

<b>Department / Division:</b> 70 - Public Works / 40 - Fleet & Facilities	<b>Project Priority:</b> Deferrable Start within 5 to 10 yrs	<b>Project Status:</b> On Hold - Unfunded	<b>Council District(s):</b> District 1
--	---	--	---

Schedule:

---



---



---



---



---



---



Project Description:

This project includes grading and construction of a block wall around the perimeter of newly purchased land. The project is to include partial paving of approximately one-fourth (1/4) to one-third (1/3) of 1.63 acres.

Justification or Significance of Improvement:

Improvements are necessary for any use by Animal Services, i.e., vehicle parking and storage.

Estimated Maintenance Costs:

Parking lot maintenance costs are estimated to average approximately \$3,500 per acre of paved parking lot per year. Currently no new funding source has been identified to fund these maintenance costs.

Life-to-Date Expenditures Through FY 2023-24 0

PROJECT PHASE	Budget FY 2024/25	FY 25/26 - 26/27 Budget		FY 2027/28	FY 2028/29	FY 2029/30 and Beyond	Total
		New Request FY 2025/26	New Request FY 2026/27				
Prelim. Eng. / Environ.							
Design						75,000	75,000
Right of Way							
Construction						325,000	325,000
Other							
<b>PROJECT TOTAL</b>	<b>0</b>	<b>0</b>	<b>0</b>	<b>0</b>	<b>0</b>	<b>400,000</b>	<b>400,000</b>

FUNDING SOURCE	Budget FY 2024/25	New Request FY 2025/26	New Request FY 2026/27	FY 2027/28	FY 2028/29	FY 2029/30 and Beyond	Total
<b>REVENUE TOTAL</b>	<b>0</b>	<b>0</b>	<b>0</b>	<b>0</b>	<b>0</b>	<b>400,000</b>	<b>400,000</b>

City of Moreno Valley  
 Capital Improvement Plan - Project Details  
 FYs 2025-2030 and Beyond

Fire Station (Future) Land Acquisition

<b>Department / Division:</b>	<b>Project Priority:</b>	<b>Project Status:</b>	<b>Council District(s):</b>
40 - Fire / 77 - PW - Capital Projects	Deferrable Start within 5 to 10 yrs	On Hold - Unfunded	

Schedule:


TBD

Project Description:

The location for future fire station is yet to be determined. Location depends on the City’s residential and commercial development over the next 5 - 10 years.

Justification or Significance of Improvement:

The purpose of this project is to provide emergency services to newly constructed residences and commercial buildings.

Estimated Maintenance Costs:

Annual average building maintenance costs are estimated at approximately \$9/SF. Although actual maintenance costs may vary, this estimated cost is based on an industry accepted standard maintenance cost. Currently no new funding source has been identified to fund these maintenance costs.

Life-to-Date Expenditures Through FY 2023-24 0

PROJECT PHASE	Budget FY 2024/25	FY 25/26 - 26/27 Budget		FY 2027/28	FY 2028/29	FY 2029/30 and Beyond	Total
		New Request FY 2025/26	New Request FY 2026/27				
Prelim. Eng. / Environ.							
Design							
Right of Way						12,000,000	12,000,000
Construction							
Other							
<b>PROJECT TOTAL</b>	<b>0</b>	<b>0</b>	<b>0</b>	<b>0</b>	<b>0</b>	<b>12,000,000</b>	<b>12,000,000</b>

FUNDING SOURCE	Budget FY 2024/25	New Request FY 2025/26	New Request FY 2026/27	FY 2027/28	FY 2028/29	FY 2029/30 and Beyond	Total
<b>REVENUE TOTAL</b>	<b>0</b>	<b>0</b>	<b>0</b>	<b>0</b>	<b>0</b>	<b>12,000,000</b>	<b>12,000,000</b>

City of Moreno Valley  
 Capital Improvement Plan - Project Details  
 FYs 2025-2030 and Beyond

Fire Station 2 Remodel

<b>Department / Division:</b> 40 - Fire / 45 - Fire Operations	<b>Project Priority:</b> Necessary Start within 1 to 3 yrs	<b>Project Status:</b> New - Unfunded	<b>Council District(s):</b> District 1
---	---	--	---

Schedule:

---



---



---



---



---



---



Project Description:

Fire Station 2 will require a remodel to accommodate additional personnel and equipment. Remodel needs include but are not limited to expansion of common area, dormitory quarters and lockers, bay lockers Kitchen area, and bathroom/ shower area. Additional remodel items include the relocation of enclosed dumpster area and gym area.

Justification or Significance of Improvement:

Fire Station 2 has been at this location since 2001. The existing facility is inadequate to support the needs of additional personnel and equipment.

Estimated Maintenance Costs:

Life-to-Date Expenditures Through FY 2023- 24 0

PROJECT PHASE	Budget FY 2024/25	FY 25/26 - 26/27 Budget		FY 2027/28	FY 2028/29	FY 2029/30 and Beyond	Total
		New Request FY 2025/26	New Request FY 2026/27				
Prelim. Eng. / Environ.							
Design				770,000			770,000
Right of Way							
Construction					10,230,000		10,230,000
Other							
<b>PROJECT TOTAL</b>	<b>0</b>	<b>0</b>	<b>0</b>	<b>770,000</b>	<b>10,230,000</b>	<b>0</b>	<b>11,000,000</b>

FUNDING SOURCE	Budget FY 2024/25	New Request FY 2025/26	New Request FY 2026/27	FY 2027/28	FY 2028/29	FY 2029/30 and Beyond	Total
803 XXXX UNF							
<b>REVENUE TOTAL</b>	<b>0</b>	<b>0</b>	<b>0</b>	<b>770,000</b>	<b>10,230,000</b>	<b>0</b>	<b>11,000,000</b>

City of Moreno Valley  
 Capital Improvement Plan - Project Details  
 FYs 2025-2030 and Beyond

**Fire Station 58 Expansion and Improvements**

<b>Department / Division:</b>	<b>Project Priority:</b>	<b>Project Status:</b>	<b>Council District(s):</b>
40 - Fire / 77 - PW - Capital Projects	Deferrable Start within 5 to 10 yrs	On Hold - Unfunded	District 3

Schedule:

---



---



---



---



---



---



**Project Description:**

This project will provide an expansion to the existing fire station as well as necessary upgrades and improvements including Crestron system implementation. With the upgrades, the fire station serves as an Alternate Emergency Operations Center (AEOC).

**Justification or Significance of Improvement:**

The remodeling work is necessary to meet recent changes in building code requirements and to provide needed services to the community due to population growth and to provide an AEOC should the Primary EOC become inaccessible during time of need.

**Estimated Maintenance Costs:**

Annual average building maintenance costs are estimated at approximately \$10 / square foot. Although actual maintenance costs may vary, this estimated cost is based on an industry accepted standard maintenance cost. Funding sources also vary, depending on the type of building, but the primary source is the General Fund.

Life-to-Date Expenditures Through FY 2023-24 0

PROJECT PHASE	Budget FY 2024/25	FY 25/26 - 26/27 Budget		FY 2027/28	FY 2028/29	FY 2029/30 and Beyond	Total
		New Request FY 2025/26	New Request FY 2026/27				
Prelim. Eng. / Environ.							
Design						1,000,000	1,000,000
Right of Way							
Construction						5,500,000	5,500,000
Other							
<b>PROJECT TOTAL</b>	<b>0</b>	<b>0</b>	<b>0</b>	<b>0</b>	<b>0</b>	<b>6,500,000</b>	<b>6,500,000</b>

FUNDING SOURCE	Budget FY 2024/25	New Request FY 2025/26	New Request FY 2026/27	FY 2027/28	FY 2028/29	FY 2029/30 and Beyond	Total
<b>REVENUE TOTAL</b>	<b>0</b>	<b>0</b>	<b>0</b>	<b>0</b>	<b>0</b>	<b>6,500,000</b>	<b>6,500,000</b>

City of Moreno Valley  
 Capital Improvement Plan - Project Details  
 FYs 2025-2030 and Beyond

Fire Station 58 Vehicle Storage Bay

<b>Department / Division:</b> 40 - Fire / 40 - Fleet & Facilities	<b>Project Priority:</b> Necessary Start within 1 to 3 yrs	<b>Project Status:</b> New - Unfunded	<b>Council District(s):</b> District 3
--	---	--	---

Schedule:

---



---



---



---



---



---



---



**Project Description:**  
 Construct multiple bay vehicle storage area.

**Justification or Significance of Improvement:**  
 The Fire Department has more vehicles and trailers than space to house and store them appropriately. As equipment increases so does the need to provide space for appropriate storage to maintain good working condition and reduce negative impacts due to weather and the elements.

**Estimated Maintenance Costs:**

Life-to-Date Expenditures Through FY 2023-24 0

PROJECT PHASE	Budget FY 2024/25	FY 25/26 - 26/27 Budget		FY 2027/28	FY 2028/29	FY 2029/30 and Beyond	Total
		New Request FY 2025/26	New Request FY 2026/27				
Prelim. Eng. / Environ.							
Design				122,500			122,500
Right of Way							
Construction					1,627,500		1,627,500
Other							
<b>PROJECT TOTAL</b>	<b>0</b>	<b>0</b>	<b>0</b>	<b>122,500</b>	<b>1,627,500</b>	<b>0</b>	<b>1,750,000</b>

FUNDING SOURCE	Budget FY 2024/25	New Request FY 2025/26	New Request FY 2026/27	FY 2027/28	FY 2028/29	FY 2029/30 and Beyond	Total
<b>REVENUE TOTAL</b>	<b>0</b>	<b>0</b>	<b>0</b>	<b>122,500</b>	<b>1,627,500</b>	<b>0</b>	<b>1,750,000</b>

City of Moreno Valley  
 Capital Improvement Plan - Project Details  
 FYs 2025-2030 and Beyond

**Workforce Development Building and Non-Prorfit Business Incubator**

<b>Department / Division:</b>	<b>Project Priority:</b>	<b>Project Status:</b>	<b>Council District(s):</b>
22 - Economic Development / 77 - PW - Capital Projects	Deferrable Start within 5 to 10 yrs	On Hold - Unfunded	

Schedule:

---



---



---



---



---



---



**Project Description:**  
 This project will provide a new and larger facility for Workforce Development and a Business Incubator. Programs will include coaching, guiding, resources, and support to start-up and existing nonprofit organizations.

**Justification or Significance of Improvement:**  
 The purpose of this project is to meet the community demands of an essential facility to serve the Moreno Valley community.

**Estimated Maintenance Costs:**  
 Annual average building maintenance costs are estimated at approximately \$10/SF. Although actual maintenance costs may vary, this estimated cost is based on an industry accepted standard maintenance cost. Currently no new funding source has been identified to fund these maintenance costs.

Life-to-Date Expenditures Through FY 2023-24 0

PROJECT PHASE	Budget FY 2024/25	FY 25/26 - 26/27 Budget		FY 2027/28	FY 2028/29	FY 2029/30 and Beyond	Total
		New Request FY 2025/26	New Request FY 2026/27				
Prelim. Eng. / Environ.							
Design						1,300,000	1,300,000
Right of Way							
Construction						33,700,000	33,700,000
Other							
<b>PROJECT TOTAL</b>	<b>0</b>	<b>0</b>	<b>0</b>	<b>0</b>	<b>0</b>	<b>35,000,000</b>	<b>35,000,000</b>

FUNDING SOURCE	Budget FY 2024/25	New Request FY 2025/26	New Request FY 2026/27	FY 2027/28	FY 2028/29	FY 2029/30 and Beyond	Total
<b>REVENUE TOTAL</b>	<b>0</b>	<b>0</b>	<b>0</b>	<b>0</b>	<b>0</b>	<b>35,000,000</b>	<b>35,000,000</b>

City of Moreno Valley  
 Capital Improvement Plan - Project Details  
 FYs 2025-2030 and Beyond

**Southeast Moreno Valley Public Safety Joint Use Station**

<b>Department / Division:</b> 60 - Police / 77 - PW - Capital Projects	<b>Project Priority:</b> Deferrable Start within 5 to 10 yrs	<b>Project Status:</b> On Hold - Unfunded	<b>Council District(s):</b> District 3
---	---	--	---

Schedule:

---

---

---

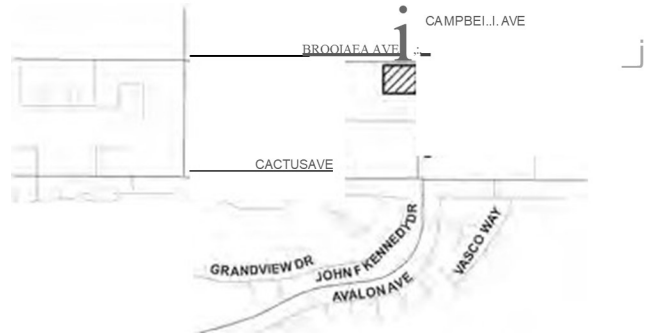
---

---

---

---

---



**Project Description:**

The joint-use facility for the Fire Department and Police Department includes building the Redlands Boulevard Fire Station with an expansion to include limited Police Department use. The joint-use public safety facility includes design and construction of an essential facility. The Southeast Moreno Valley Public Safety Station will be constructed on an approximately 1.5 acre site. Land Acquisition: Completed in February 2012 Right of Way Land Subdivision: Completed June 2014 Design and Construction: Subject to availability of funds

**Justification or Significance of Improvement:**

The proposed Redlands Fire Station is necessary due to development on the southeast side of Moreno Valley in order to meet the increase in calls for services. The Fire Station will be a fully functioning fire station. The future development of a Southeast satellite police station is also needed due to development in order to improve response times for calls for service. The proposed southeast satellite police station does not have property acquired. This joint-use option facilitates the completion of two critically needed facilities.

**Estimated Maintenance Costs:**

Annual average building maintenance costs are estimated at approximately \$10/SF. Although actual maintenance costs may vary, this estimated cost is based on an industry accepted standard maintenance cost. Currently no new funding source has been identified to fund these maintenance costs.

Life-to-Date Expenditures Through FY 2023-24 0

PROJECT PHASE	Budget FY 2024/25	FY 25/26 - 26/27 Budget		FY 2027/28	FY 2028/29	FY 2029/30 and Beyond	Total
		New Request FY 2025/26	New Request FY 2026/27				
Prelim. Eng. / Environ.							
Design						1,200,000	1,200,000
Right of Way							
Construction						36,300,000	36,300,000
Other							
<b>PROJECT TOTAL</b>	<b>0</b>	<b>0</b>	<b>0</b>	<b>0</b>	<b>0</b>	<b>37,500,000</b>	<b>37,500,000</b>

FUNDING SOURCE	Budget FY 2024/25	New Request FY 2025/26	New Request FY 2026/27	FY 2027/28	FY 2028/29	FY 2029/30 and Beyond	Total
<b>REVENUE TOTAL</b>	<b>0</b>	<b>0</b>	<b>0</b>	<b>0</b>	<b>0</b>	<b>37,500,000</b>	<b>37,500,000</b>



City of Moreno Valley  
 Capital Improvement Plan - Project Details  
 FYs 2025-2030 and Beyond

Security Alarm Replacement

<b>Department / Division:</b> 70 - Public Works / 40 - Fleet & Facilities	<b>Project Priority:</b> Deferrable Start within 5 to 10 yrs	<b>Project Status:</b> On Hold - Unfunded	<b>Council District(s):</b>
--	---	--	-----------------------------

Schedule:

---



---



---



---



---



---



Project Description:

Upgrade security alarm panels, sensors, and applicable equipment. Locations: Animal Shelter Annex 1 City Hall Conference and Recreation Center (CRC) Emergency Operations Center (EOC) Public Safety Building (PSB) Senior Center Towngate Community Center

Justification or Significance of Improvement:

Facilities Maintenance performed an assessment report in 2018. Upgrading the security alarm was identified at eight facilities.

Estimated Maintenance Costs:

Annual average building maintenance costs are estimated at approximately \$10/SF. Although actual maintenance costs may vary, this estimated cost is based on an industry accepted standard maintenance cost. Funding sources also vary, depending on the type of building, but the primary source is the General Fund.

Life-to-Date Expenditures Through FY 2023-24 0

PROJECT PHASE	Budget FY 2024/25	FY 25/26 - 26/27 Budget		FY 2027/28	FY 2028/29	FY 2029/30 and Beyond	Total
		New Request FY 2025/26	New Request FY 2026/27				
Prelim. Eng. / Environ.							
Design							
Right of Way							
Construction							
Other						1,678,000	1,678,000
<b>PROJECT TOTAL</b>	<b>0</b>	<b>0</b>	<b>0</b>	<b>0</b>	<b>0</b>	<b>1,678,000</b>	<b>1,678,000</b>

FUNDING SOURCE	Budget FY 2024/25	New Request FY 2025/26	New Request FY 2026/27	FY 2027/28	FY 2028/29	FY 2029/30 and Beyond	Total
<b>REVENUE TOTAL</b>	<b>0</b>	<b>0</b>	<b>0</b>	<b>0</b>	<b>0</b>	<b>1,678,000</b>	<b>1,678,000</b>

City of Moreno Valley  
 Capital Improvement Plan - Project Details  
 FYs 2025-2030 and Beyond

Remodel Fire Station 65 - Indian Street and John F. Kennedy Drive

<b>Department / Division:</b>	<b>Project Priority:</b>	<b>Project Status:</b>	<b>Council District(s):</b>
40 - Fire / 77 - PW - Capital Projects	Deferrable Start within 5 to 10 yrs	New - Unfunded	District 4

Schedule:

---



---



---



---



---



---



---



Project Description:

Fire Station 65 requires renovations due to building code requirements and expanded use including the addition of Medic Squad 65. Improvements will include bathroom renovations to add additional access and to comply with Americans with Disabilities Act (ADA) requirements; expand the bay to accommodate additional equipment, privatization of sleeping quarters to provide separation between the individual beds for privacy and modesty; kitchen expansion and renovations with new appliances; construction of an exercise room; and ADA-required parking updates, signage, and path of travel to meet California Code Title 24 requirements.

Justification or Significance of Improvement:

The remodeling work is necessary to meet recent changes in building code requirements, increase capacity, and to provide needed services to the community due to rising call volume.

Estimated Maintenance Costs:

Annual average building maintenance costs are estimated at approximately \$10 / square foot. Although actual maintenance costs may vary, this estimated cost is based on an industry accepted standard maintenance cost. Funding sources also vary, depending on the type of building, but the primary source is the General Fund.

Life-to-Date Expenditures Through FY 2023-24 0

PROJECT PHASE	Budget FY 2024/25	FY 25/26 - 26/27 Budget		FY 2027/28	FY 2028/29	FY 2029/30 and Beyond	Total
		New Request FY 2025/26	New Request FY 2026/27				
Prelim. Eng. / Environ.							
Design		1,000,000					1,000,000
Right of Way							
Construction		10,000,000					10,000,000
Other							
<b>PROJECT TOTAL</b>	<b>0</b>	<b>11,000,000</b>	<b>0</b>	<b>0</b>	<b>0</b>	<b>0</b>	<b>11,000,000</b>

FUNDING SOURCE	Budget FY 2024/25	New Request FY 2025/26	New Request FY 2026/27	FY 2027/28	FY 2028/29	FY 2029/30 and Beyond	Total
<b>REVENUE TOTAL</b>	<b>11,000,000</b>	<b>0</b>	<b>0</b>	<b>0</b>	<b>0</b>	<b>0</b>	<b>0</b>

City of Moreno Valley  
 Capital Improvement Plan - Project Details  
 FYs 2025-2030 and Beyond

Public Safety Building South Hallway Remodel

<b>Department / Division:</b> 40 - Fire / 77 - PW - Capital Projects	<b>Project Priority:</b> Deferrable Start within 5 to 10 yrs	<b>Project Status:</b> On Hold - Unfunded	<b>Council District(s):</b>
---	---	--	-----------------------------

Schedule:

---



---



---



---



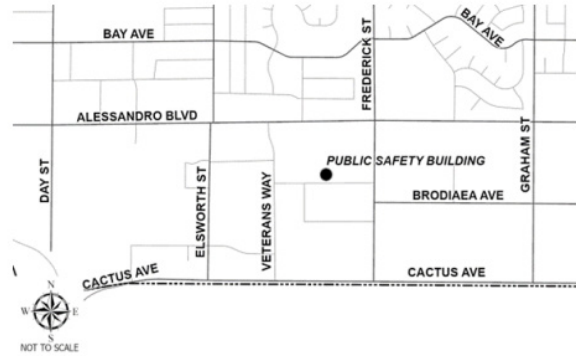
---



---



---



**Project Description:**

This project will provide additional meeting and storage spaces as well as expansion to the existing Women Locker Room for the Public Safety Building.

**Justification or Significance of Improvement:**

This project is necessary to provide the required space and facilities for the increasing number of female deputies. The project also provides a redesign to provide storage and meeting space.

**Estimated Maintenance Costs:**

Annual average building maintenance costs are estimated at approximately \$10/SF. Although actual maintenance costs may vary, this estimated cost is based on an industry accepted standard maintenance cost. Currently no new funding source has been identified to fund these maintenance costs.

Life-to-Date Expenditures Through FY 2023-24 0

PROJECT PHASE	Budget FY 2024/25	FY 25/26 - 26/27 Budget		FY 2027/28	FY 2028/29	FY 2029/30 and Beyond	Total
		New Request FY 2025/26	New Request FY 2026/27				
Prelim. Eng. / Environ.							
Design						300,000	300,000
Right of Way							
Construction						1,200,000	1,200,000
Other							
<b>PROJECT TOTAL</b>	<b>0</b>	<b>0</b>	<b>0</b>	<b>0</b>	<b>0</b>	<b>1,500,000</b>	<b>1,500,000</b>

FUNDING SOURCE	Budget FY 2024/25	New Request FY 2025/26	New Request FY 2026/27	FY 2027/28	FY 2028/29	FY 2029/30 and Beyond	Total
<b>REVENUE TOTAL</b>	<b>0</b>	<b>0</b>	<b>0</b>	<b>0</b>	<b>0</b>	<b>1,500,000</b>	<b>1,500,000</b>

City of Moreno Valley  
 Capital Improvement Plan - Project Details  
 FYs 2025-2030 and Beyond

Public Safety Building Expansion - Phase II & III

<b>Department / Division:</b> 60 - Police / 77 - PW - Capital Projects	<b>Project Priority:</b> Deferrable Start within 5 to 10 yrs	<b>Project Status:</b> On Hold - Unfunded	<b>Council District(s):</b> District 1
---	---	--	---

Schedule:

---

---

---

---

---

---

---

---



Project Description:

Anticipated planning efforts for the relocation/expansion of the department divisions is to be determined depending on availability of funds. Phase II: New 2 story addition - Lobby and Administration remodel includes improvement of Kitchen, court yard and conference rooms.

Justification or Significance of Improvement:

Expansion and remodel of the Public Safety Building is anticipated to meet demands of Public Safety personnel resulting from current growth and anticipated population growth through City build-out.

Estimated Maintenance Costs:

Annual average building maintenance costs are estimated at approximately \$10/SF. Although actual maintenance costs may vary, this estimated cost is based on an industry accepted standard maintenance cost. Currently no new funding source has been identified to fund these maintenance costs.

Life-to-Date Expenditures Through FY 2023-24 0

PROJECT PHASE	Budget FY 2024/25	FY 25/26 - 26/27 Budget		FY 2027/28	FY 2028/29	FY 2029/30 and Beyond	Total
		New Request FY 2025/26	New Request FY 2026/27				
Prelim. Eng. / Environ.							
Design						1,200,000	1,200,000
Right of Way							
Construction						78,800,000	78,800,000
Other							
<b>PROJECT TOTAL</b>	<b>0</b>	<b>0</b>	<b>0</b>	<b>0</b>	<b>0</b>	<b>80,000,000</b>	<b>80,000,000</b>

FUNDING SOURCE	Budget FY 2024/25	New Request FY 2025/26	New Request FY 2026/27	FY 2027/28	FY 2028/29	FY 2029/30 and Beyond	Total
<b>REVENUE TOTAL</b>	<b>0</b>	<b>0</b>	<b>0</b>	<b>0</b>	<b>0</b>	<b>80,000,000</b>	<b>80,000,000</b>

City of Moreno Valley  
 Capital Improvement Plan - Project Details  
 FYs 2025-2030 and Beyond

Public Safety Building Conversion - Phase I

<b>Department / Division:</b> 60 - Police / 77 - PW - Capital Projects	<b>Project Priority:</b> Deferrable Start within 5 to 10 yrs	<b>Project Status:</b> On Hold - Unfunded	<b>Council District(s):</b> District 1
---	---	--	---

Schedule:

---



---



---



---



---



---



Project Description:

Necessary planning efforts for the reuse of existing space for the relocation and/or expansion of all divisions to create efficiencies in use of space and accommodate an increase in personnel, construction of sally port. Phase I: Phase I of the PSB Expansion includes space for real-time crime center, sally port and remodeling portions of existing PSB space.

Justification or Significance of Improvement:

More efficient use of existing space of the Public Safety Building is necessary to meet current demands of contemporary policing and the increase in Public Safety personnel resulting from current growth and anticipated population growth through City build-out.

Estimated Maintenance Costs:

Annual average building maintenance costs are estimated at approximately \$10/SF. Although actual maintenance costs may vary, this estimated cost is based on an industry accepted standard maintenance cost. Currently no new funding source has been identified to fund these maintenance costs.

Life-to-Date Expenditures Through FY 2023-24 0

PROJECT PHASE	Budget FY 2024/25	FY 25/26 - 26/27 Budget		FY 2027/28	FY 2028/29	FY 2029/30 and Beyond	Total
		New Request FY 2025/26	New Request FY 2026/27				
Prelim. Eng. / Environ.							
Design						2,000,000	2,000,000
Right of Way							
Construction						76,000,000	76,000,000
Other							
<b>PROJECT TOTAL</b>	<b>0</b>	<b>0</b>	<b>0</b>	<b>0</b>	<b>0</b>	<b>78,000,000</b>	<b>78,000,000</b>

FUNDING SOURCE	Budget FY 2024/25	New Request FY 2025/26	New Request FY 2026/27	FY 2027/28	FY 2028/29	FY 2029/30 and Beyond	Total
<b>REVENUE TOTAL</b>	<b>0</b>	<b>0</b>	<b>0</b>	<b>0</b>	<b>0</b>	<b>78,000,000</b>	<b>78,000,000</b>

City of Moreno Valley  
 Capital Improvement Plan - Project Details  
 FYs 2025-2030 and Beyond

Photovoltaic System for Fire Station 2, Fire Station 6, and Fire Station 58

<b>Department / Division:</b> 70 - Public Works / 80 - FMS - Electric	<b>Project Priority:</b> Deferrable Start within 5 to 10 yrs	<b>Project Status:</b> On Hold - Unfunded	<b>Council District(s):</b>
--	---	--	-----------------------------

Schedule:

---



---



---



---



---



---



---



Project Description:

This project will construct the Photovoltaic (Solar Energy) Systems at Fire Station 2 and Fire Station 6. An analysis was conducted and it was determined that a fire station with solar power is saving approximately 66% on electric utility costs. It is cost effective to install solar panels for electricity and potentially for water heating. This project includes the investigation of the feasibility of a Photovoltaic System at Fire Station 58.

Justification or Significance of Improvement:

The project will install solar panels for electricity at Fire Station 2, Fire Station 6, and Fire Station 58. Estimated saving is 66% on electric utility cost.

Estimated Maintenance Costs:

Annual average building maintenance costs are estimated at approximately \$10 per square foot. Annual average solar system maintenance cost is estimated at \$1,000/system. Actual maintenance costs may vary, as these estimated maintenance costs are based on historical maintenance costs for City buildings. Currently no new funding source has been identified to fund these maintenance costs. Additional costs may also be incurred for specialized equipment.

Life-to-Date Expenditures Through FY 2023-24 0

PROJECT PHASE	Budget FY 2024/25	FY 25/26 - 26/27 Budget		FY 2027/28	FY 2028/29	FY 2029/30 and Beyond	Total
		New Request FY 2025/26	New Request FY 2026/27				
Prelim. Eng. / Environ.							
Design						120,000	120,000
Right of Way							
Construction						480,000	480,000
Other							
<b>PROJECT TOTAL</b>	<b>0</b>	<b>0</b>	<b>0</b>	<b>0</b>	<b>0</b>	<b>600,000</b>	<b>600,000</b>

FUNDING SOURCE	Budget FY 2024/25	New Request FY 2025/26	New Request FY 2026/27	FY 2027/28	FY 2028/29	FY 2029/30 and Beyond	Total
<b>REVENUE TOTAL</b>	<b>0</b>	<b>0</b>	<b>0</b>	<b>0</b>	<b>0</b>	<b>600,000</b>	<b>600,000</b>

City of Moreno Valley  
 Capital Improvement Plan - Project Details  
 FYs 2025-2030 and Beyond

Parks Community Recreation Buildings

<b>Department / Division:</b>	<b>Project Priority:</b>	<b>Project Status:</b>	<b>Council District(s):</b>
50 - Parks & Community Svcs / 57 - PCS - Parks	Deferrable Start within 5 to 10 yrs	On Hold - Unfunded	

Schedule:

---



---



---



---



---



---



---

Various Park Sites

Project Description:

This project will fund the addition of new buildings, as needed. Locations are to be determined.

Justification or Significance of Improvement:

The improvements are necessary to better serve the community as it continues to grow and buildings age.

Estimated Maintenance Costs:

Annual average building maintenance costs are estimated at approximately \$10/SF. Although actual maintenance costs may vary, this estimated cost is based on an industry accepted standard maintenance cost. Currently no new funding source has been identified to fund these maintenance costs.

Life-to-Date Expenditures Through FY 2023-24 0

PROJECT PHASE	Budget FY 2024/25	FY 25/26 - 26/27 Budget		FY 2027/28	FY 2028/29	FY 2029/30 and Beyond	Total
		New Request FY 2025/26	New Request FY 2026/27				
Prelim. Eng. / Environ.							
Design						1,000,000	1,000,000
Right of Way						1,500,000	1,500,000
Construction						22,500,000	22,500,000
Other							
<b>PROJECT TOTAL</b>	<b>0</b>	<b>0</b>	<b>0</b>	<b>0</b>	<b>0</b>	<b>25,000,000</b>	<b>25,000,000</b>

FUNDING SOURCE	Budget FY 2024/25	New Request FY 2025/26	New Request FY 2026/27	FY 2027/28	FY 2028/29	FY 2029/30 and Beyond	Total
<b>REVENUE TOTAL</b>	<b>0</b>	<b>0</b>	<b>0</b>	<b>0</b>	<b>0</b>	<b>25,000,000</b>	<b>25,000,000</b>



City of Moreno Valley  
 Capital Improvement Plan - Project Details  
 FYs 2025-2030 and Beyond

**Northeast Fire Station**

<b>Department / Division:</b>	<b>Project Priority:</b>	<b>Project Status:</b>	<b>Council District(s):</b>
40 - Fire / 77 - PW - Capital Projects	Deferrable Start within 5 to 10 yrs	On Hold - Unfunded	District 3

Schedule:


TBD

**Project Description:**

This station will be situated in the northeast area of the City. Land Acquisition: On hold Design: Subject to available funding Construction: Subject to available funding

**Justification or Significance of Improvement:**

The project will provide emergency services to newly constructed residential and commercial buildings in the area.

**Estimated Maintenance Costs:**

Annual average building maintenance costs are estimated at approximately \$10/SF. Although actual maintenance costs may vary, this estimated cost is based on an industry accepted standard maintenance cost. Currently no new funding source has been identified to fund these maintenance costs.

Life-to-Date Expenditures Through FY 2023-24 0

PROJECT PHASE	Budget FY 2024/25	FY 25/26 - 26/27 Budget		FY 2027/28	FY 2028/29	FY 2029/30 and Beyond	Total
		New Request FY 2025/26	New Request FY 2026/27				
Prelim. Eng. / Environ.							
Design						1,200,000	1,200,000
Right of Way						800,000	800,000
Construction						9,000,000	9,000,000
Other							
<b>PROJECT TOTAL</b>	<b>0</b>	<b>0</b>	<b>0</b>	<b>0</b>	<b>0</b>	<b>11,000,000</b>	<b>11,000,000</b>

FUNDING SOURCE	Budget FY 2024/25	New Request FY 2025/26	New Request FY 2026/27	FY 2027/28	FY 2028/29	FY 2029/30 and Beyond	Total
<b>REVENUE TOTAL</b>	<b>0</b>	<b>0</b>	<b>0</b>	<b>0</b>	<b>0</b>	<b>11,000,000</b>	<b>11,000,000</b>

City of Moreno Valley  
 Capital Improvement Plan - Project Details  
 FYs 2025-2030 and Beyond

**New Senior Center**

<b>Department / Division:</b>	<b>Project Priority:</b>	<b>Project Status:</b>	<b>Council District(s):</b>
50 - Parks & Community Svcs / 57 - PCS - Parks	Deferrable Start within 5 to 10 yrs	On Hold - Unfunded	

Schedule:


TBD

Project Description:

This project will include the design and construction of a new Senior Center in the City of Moreno Valley. Location is TBD.

Justification or Significance of Improvement:

The use at the current Senior Community Center continues to grow and is expected to exceed the capacity of the community used rooms and the parking is limited and does not support growth.

Estimated Maintenance Costs:

Annual average building maintenance costs are estimated at approximately \$10/SF. Although actual maintenance costs may vary, this estimated cost is based on an industry accepted standard maintenance cost. Currently no new funding source has been identified to fund these maintenance costs.

Life-to-Date Expenditures Through FY 2023-24 0

PROJECT PHASE	Budget FY 2024/25	FY 25/26 - 26/27 Budget		FY 2027/28	FY 2028/29	FY 2029/30 and Beyond	Total
		New Request FY 2025/26	New Request FY 2026/27				
Prelim. Eng. / Environ.							
Design						1,500,000	1,500,000
Right of Way						2,000,000	2,000,000
Construction						34,000,000	34,000,000
Other							
<b>PROJECT TOTAL</b>	<b>0</b>	<b>0</b>	<b>0</b>	<b>0</b>	<b>0</b>	<b>37,500,000</b>	<b>37,500,000</b>

FUNDING SOURCE	Budget FY 2024/25	New Request FY 2025/26	New Request FY 2026/27	FY 2027/28	FY 2028/29	FY 2029/30 and Beyond	Total
<b>REVENUE TOTAL</b>	<b>0</b>	<b>0</b>	<b>0</b>	<b>0</b>	<b>0</b>	<b>37,500,000</b>	<b>37,500,000</b>

City of Moreno Valley  
 Capital Improvement Plan - Project Details  
 FYs 2025-2030 and Beyond

**New Recreation and Youth Center**

<b>Department / Division:</b>	<b>Project Priority:</b>	<b>Project Status:</b>	<b>Council District(s):</b>
50 - Parks & Community Svcs / 57 - PCS - Parks	Deferrable Start within 5 to 10 yrs	On Hold - Unfunded	

Schedule:


TBD

**Project Description:**

This project will provide a new Recreation and Youth Center to accommodate the growing demand of youth recreation. Location is TBD.

**Justification or Significance of Improvement:**

The popularity and demand for existing youth recreation activities supports the need for a new facility.

**Estimated Maintenance Costs:**

Annual average building maintenance costs are estimated at approximately \$10/SF. Although actual maintenance costs may vary, this estimated cost is based on an industry accepted standard maintenance cost. Currently no new funding source has been identified to fund these maintenance costs.

Life-to-Date Expenditures Through FY 2023-24 0

PROJECT PHASE	Budget FY 2024/25	FY 25/26 - 26/27 Budget		FY 2027/28	FY 2028/29	FY 2029/30 and Beyond	Total
		New Request FY 2025/26	New Request FY 2026/27				
Prelim. Eng. / Environ.							
Design						1,000,000	1,000,000
Right of Way						1,500,000	1,500,000
Construction						24,000,000	24,000,000
Other							
<b>PROJECT TOTAL</b>	<b>0</b>	<b>0</b>	<b>0</b>	<b>0</b>	<b>0</b>	<b>26,500,000</b>	<b>26,500,000</b>

FUNDING SOURCE	Budget FY 2024/25	New Request FY 2025/26	New Request FY 2026/27	FY 2027/28	FY 2028/29	FY 2029/30 and Beyond	Total
<b>REVENUE TOTAL</b>	<b>0</b>	<b>0</b>	<b>0</b>	<b>0</b>	<b>0</b>	<b>26,500,000</b>	<b>26,500,000</b>

City of Moreno Valley  
 Capital Improvement Plan - Project Details  
 FYs 2025-2030 and Beyond

**New Public Library**

<b>Department / Division:</b>	<b>Project Priority:</b>	<b>Project Status:</b>	<b>Council District(s):</b>
22 - Economic Development / 77 - PW - Capital Projects	Deferrable Start within 5 to 10 yrs	On Hold - Unfunded	

Schedule:

---



---



---



---



---



---



---

TBD

**Project Description:**

This project will provide a new library branch in the City of Moreno Valley.

**Justification or Significance of Improvement:**

The purpose of this project is to meet the community demands of an essential facility to serve the Moreno Valley community.

**Estimated Maintenance Costs:**

Annual average building maintenance costs are estimated at approximately \$10/SF. Although actual maintenance costs may vary, this estimated cost is based on an industry accepted standard maintenance cost. Currently no new funding source has been identified to fund these maintenance costs.

Life-to-Date Expenditures Through FY 2023- 24 0

PROJECT PHASE	Budget FY 2024/25	FY 25/26 - 26/27 Budget		FY 2027/28	FY 2028/29	FY 2029/30 and Beyond	Total
		New Request FY 2025/26	New Request FY 2026/27				
Prelim. Eng. / Environ.							
Design						2,000,000	2,000,000
Right of Way							
Construction						48,000,000	48,000,000
Other							
<b>PROJECT TOTAL</b>	<b>0</b>	<b>0</b>	<b>0</b>	<b>0</b>	<b>0</b>	<b>50,000,000</b>	<b>50,000,000</b>

FUNDING SOURCE	Budget FY 2024/25	New Request FY 2025/26	New Request FY 2026/27	FY 2027/28	FY 2028/29	FY 2029/30 and Beyond	Total
<b>REVENUE TOTAL</b>	<b>0</b>	<b>0</b>	<b>0</b>	<b>0</b>	<b>0</b>	<b>50,000,000</b>	<b>50,000,000</b>

City of Moreno Valley  
 Capital Improvement Plan - Project Details  
 FYs 2025-2030 and Beyond

New Corporate Yard Building to Replace Existing Barn

<b>Department / Division:</b>	<b>Project Priority:</b>	<b>Project Status:</b>	<b>Council District(s):</b>
70 - Public Works / 77 - PW - Capital Projects	Deferrable Start within 5 to 10 yrs	On Hold - Unfunded	District 4

Schedule:

---



---



---



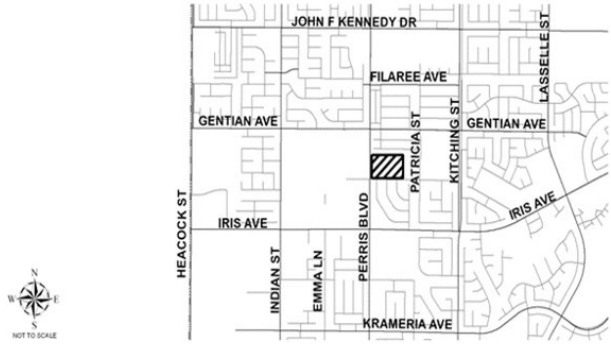
---



---



---



**Project Description:**  
 This project will replace the existing Barn building with a new building.

**Justification or Significance of Improvement:**  
 The existing Barn building is aged and approaching the end of its useful life. A new building is needed to continue providing services to the residents of Moreno Valley.

**Estimated Maintenance Costs:**  
 Annual average building maintenance costs are estimated at approximately \$10/SF. Although actual maintenance costs may vary, this estimated cost is based on an industry accepted standard maintenance cost. Currently no new funding source has been identified to fund these maintenance costs.

Life-to-Date Expenditures Through FY 2023-24 0

PROJECT PHASE	Budget FY 2024/25	FY 25/26 - 26/27 Budget		FY 2027/28	FY 2028/29	FY 2029/30 and Beyond	Total
		New Request FY 2025/26	New Request FY 2026/27				
Prelim. Eng. / Environ.							
Design						1,000,000	1,000,000
Right of Way							
Construction						49,000,000	49,000,000
Other							
<b>PROJECT TOTAL</b>	<b>0</b>	<b>0</b>	<b>0</b>	<b>0</b>	<b>0</b>	<b>50,000,000</b>	<b>50,000,000</b>

FUNDING SOURCE	Budget FY 2024/25	New Request FY 2025/26	New Request FY 2026/27	FY 2027/28	FY 2028/29	FY 2029/30 and Beyond	Total
<b>REVENUE TOTAL</b>	<b>0</b>	<b>0</b>	<b>0</b>	<b>0</b>	<b>0</b>	<b>50,000,000</b>	<b>50,000,000</b>

City of Moreno Valley  
 Capital Improvement Plan - Project Details  
 FYs 2025-2030 and Beyond

Main Library

<b>Department / Division:</b>	<b>Project Priority:</b>	<b>Project Status:</b>	<b>Council District(s):</b>
22 - Economic Development / 77 - PW - Capital Projects	Deferrable Start within 5 to 10 yrs	On Hold - Unfunded	District 1

Schedule:

---



---



---



---



---



---



Project Description:

The proposed library involves design of a 70,300 sq. ft. building. The building may be constructed in two (2) phases - a 38,800 sq. ft. building in the first phase followed at a later unknown date by an addition of 31,500 sq. ft. Construction includes all associated site civil, facilities, street improvements, mechanical, electrical, plumbing, HVAC, furniture and furnishings, landscaping, etc. This project was previously funded under Facility Construction Fund.

Justification or Significance of Improvement:

The purpose of this project is to meet the community demands of an essential facility to serve the Moreno Valley community.

Estimated Maintenance Costs:

Annual average building maintenance costs are estimated at approximately \$9/SF. Although actual maintenance costs may vary, this estimated cost is based on an industry accepted standard maintenance cost. Currently no new funding source has been identified to fund these maintenance costs.

Life-to-Date Expenditures Through FY 2023-24 0

PROJECT PHASE	Budget FY 2024/25	FY 25/26 - 26/27 Budget		FY 2027/28	FY 2028/29	FY 2029/30 and Beyond	Total
		New Request FY 2025/26	New Request FY 2026/27				
Prelim. Eng. / Environ.							
Design						1,000,000	1,000,000
Right of Way							
Construction						49,000,000	49,000,000
Other							
<b>PROJECT TOTAL</b>	<b>0</b>	<b>0</b>	<b>0</b>	<b>0</b>	<b>0</b>	<b>50,000,000</b>	<b>50,000,000</b>

FUNDING SOURCE	Budget FY 2024/25	New Request FY 2025/26	New Request FY 2026/27	FY 2027/28	FY 2028/29	FY 2029/30 and Beyond	Total
<b>REVENUE TOTAL</b>	<b>0</b>	<b>0</b>	<b>0</b>	<b>0</b>	<b>0</b>	<b>50,000,000</b>	<b>50,000,000</b>

City of Moreno Valley  
 Capital Improvement Plan - Project Details  
 FYs 2025-2030 and Beyond

**Library Satellite Facility**

<b>Department / Division:</b>	<b>Project Priority:</b>	<b>Project Status:</b>	<b>Council District(s):</b>
22 - Economic Development / 77 - PW - Capital Projects	Deferrable Start within 5 to 10 yrs	On Hold - Unfunded	

Schedule:

---



---



---



---



---



---



---

TBD

**Project Description:**

This project will provide a new satellite library branch location in the City of Moreno Valley.

**Justification or Significance of Improvement:**

The purpose of this project is to meet the community demands of an essential facility to serve the Moreno Valley community.

**Estimated Maintenance Costs:**

Annual average building maintenance costs are estimated at approximately \$10/SF. Although actual maintenance costs may vary, this estimated cost is based on an industry accepted standard maintenance cost. Currently no new funding source has been identified to fund these maintenance costs.

Life-to-Date Expenditures Through FY 2023- 24 44,308

PROJECT PHASE	Budget FY 2024/25	FY 25/26 - 26/27 Budget		FY 2027/28	FY 2028/29	FY 2029/30 and Beyond	Total
		New Request FY 2025/26	New Request FY 2026/27				
Prelim. Eng. / Environ.							
Design						400,000	400,000
Right of Way							
Construction						1,600,000	1,600,000
Other							
<b>PROJECT TOTAL</b>	<b>0</b>	<b>0</b>	<b>0</b>	<b>0</b>	<b>0</b>	<b>2,000,000</b>	<b>2,000,000</b>

FUNDING SOURCE	Budget FY 2024/25	New Request FY 2025/26	New Request FY 2026/27	FY 2027/28	FY 2028/29	FY 2029/30 and Beyond	Total
<b>REVENUE TOTAL</b>	<b>0</b>	<b>0</b>	<b>0</b>	<b>0</b>	<b>0</b>	<b>2,000,000</b>	<b>2,000,000</b>



City of Moreno Valley  
 Capital Improvement Plan - Project Details  
 FYs 2025-2030 and Beyond

Infill Fire Station

<b>Department / Division:</b>	<b>Project Priority:</b>	<b>Project Status:</b>	<b>Council District(s):</b>
40 - Fire / 77 - PW - Capital Projects	Deferrable Start within 5 to 10 yrs	On Hold - Unfunded	District 1

Schedule:

---



---



---



---



---



---



---



Project Description:

The Fire Station will include design and construction for an essential facility, along with inspection and project management to oversee the construction phase. The new fire station will be constructed on 1.32 acres. Land Acquisition: Completed in March 2021 (northwest corner of Atwood Avenue and Liberty Lane) Design: Subject to availability of funds. Construction: Subject to availability of funds.

Justification or Significance of Improvement:

Response time will be reduced with the new fire station.

Estimated Maintenance Costs:

Annual average building maintenance costs are estimated at approximately \$10/SF. Although actual maintenance costs may vary, this estimated cost is based on an industry accepted standard maintenance cost. Currently no new funding source has been identified to fund these maintenance costs.

Life-to-Date Expenditures Through FY 2023-24 435,000

PROJECT PHASE	Budget FY 2024/25	FY 25/26 - 26/27 Budget		FY 2027/28	FY 2028/29	FY 2029/30 and Beyond	Total
		New Request FY 2025/26	New Request FY 2026/27				
Prelim. Eng. / Environ.							
Design						1,000,000	1,000,000
Right of Way						750,000	750,000
Construction						9,250,000	9,250,000
Other							
<b>PROJECT TOTAL</b>	<b>0</b>	<b>0</b>	<b>0</b>	<b>0</b>	<b>0</b>	<b>11,000,000</b>	<b>11,000,000</b>

FUNDING SOURCE	Budget FY 2024/25	New Request FY 2025/26	New Request FY 2026/27	FY 2027/28	FY 2028/29	FY 2029/30 and Beyond	Total
<b>REVENUE TOTAL</b>	<b>0</b>	<b>0</b>	<b>0</b>	<b>0</b>	<b>0</b>	<b>11,000,000</b>	<b>11,000,000</b>

City of Moreno Valley  
 Capital Improvement Plan - Project Details  
 FYs 2025-2030 and Beyond

Industrial Fire Station

<b>Department / Division:</b>	<b>Project Priority:</b>	<b>Project Status:</b>	<b>Council District(s):</b>
40 - Fire / 77 - PW - Capital Projects	Deferrable Start within 5 to 10 yrs	On Hold - Unfunded	District 4

Schedule:

---



---



---



---



---



---



Project Description:

The Industrial Fire Station project includes land acquisition, design, and construction of an essential facility. The new fire station and drill tower will be constructed on an approximately 2.5 acre site. Land Acquisition: Completed in April 2012 Design: Subject to availability of funds Construction: Subject to availability of funds

Justification or Significance of Improvement:

Response time will be reduced with the new fire station.

Estimated Maintenance Costs:

Annual average building maintenance costs are estimated at approximately \$10.00 / square foot. Although actual maintenance costs may vary, this estimated cost is based on an industry accepted standard maintenance cost. Funding sources also vary, depending on the type of building, but the primary source is the General Fund.

Life-to-Date Expenditures Through FY 2023-24 0

PROJECT PHASE	Budget FY 2024/25	FY 25/26 - 26/27 Budget		FY 2027/28	FY 2028/29	FY 2029/30 and Beyond	Total
		New Request FY 2025/26	New Request FY 2026/27				
Prelim. Eng. / Environ.							
Design						1,000,000	1,000,000
Right of Way						750,000	750,000
Construction						13,250,000	13,250,000
Other							
<b>PROJECT TOTAL</b>	<b>0</b>	<b>0</b>	<b>0</b>	<b>0</b>	<b>0</b>	<b>15,000,000</b>	<b>15,000,000</b>

FUNDING SOURCE	Budget FY 2024/25	New Request FY 2025/26	New Request FY 2026/27	FY 2027/28	FY 2028/29	FY 2029/30 and Beyond	Total
<b>REVENUE TOTAL</b>	<b>0</b>	<b>0</b>	<b>0</b>	<b>0</b>	<b>0</b>	<b>15,000,000</b>	<b>15,000,000</b>

City of Moreno Valley  
 Capital Improvement Plan - Project Details  
 FYs 2025-2030 and Beyond

Corporate Yard Master Plan Build Out

<b>Department / Division:</b>	<b>Project Priority:</b>	<b>Project Status:</b>	<b>Council District(s):</b>
70 - Public Works / 77 - PW - Capital Projects	Deferrable Start within 5 to 10 yrs	On Hold - Unfunded	District 4

Schedule:

---



---



---



---



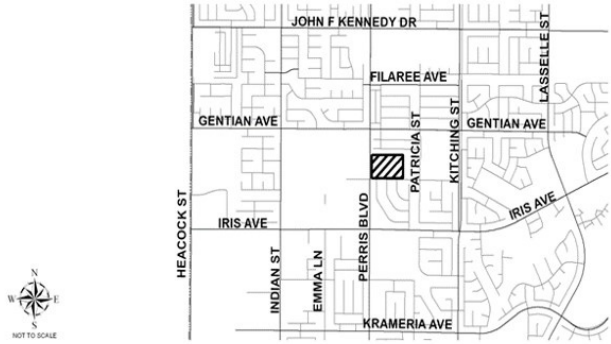
---



---



---



**Project Description:**  
 This project will provide the design and construction of the ultimate City Corporate Yard build-out as identified in the master plan.

**Justification or Significance of Improvement:**  
 The Corporate Yard will operate at maximum efficiency and capacity and offer the highest level of service to Moreno Valley residents at build-out.

**Estimated Maintenance Costs:**  
 Annual average building maintenance costs are estimated at approximately \$10/SF. Although actual maintenance costs may vary, this estimated cost is based on an industry accepted standard maintenance cost. Currently no new funding source has been identified to fund these maintenance costs.

Life-to-Date Expenditures Through FY 2023-24 0

PROJECT PHASE	Budget FY 2024/25	FY 25/26 - 26/27 Budget		FY 2027/28	FY 2028/29	FY 2029/30 and Beyond	Total
		New Request FY 2025/26	New Request FY 2026/27				
Prelim. Eng. / Environ.							
Design						19,000,000	19,000,000
Right of Way							
Construction						76,000,000	76,000,000
Other							
<b>PROJECT TOTAL</b>	<b>0</b>	<b>0</b>	<b>0</b>	<b>0</b>	<b>0</b>	<b>95,000,000</b>	<b>95,000,000</b>

FUNDING SOURCE	Budget FY 2024/25	New Request FY 2025/26	New Request FY 2026/27	FY 2027/28	FY 2028/29	FY 2029/30 and Beyond	Total
<b>REVENUE TOTAL</b>	<b>0</b>	<b>0</b>	<b>0</b>	<b>0</b>	<b>0</b>	<b>95,000,000</b>	<b>95,000,000</b>

City of Moreno Valley  
 Capital Improvement Plan - Project Details  
 FYs 2025-2030 and Beyond

Animal Shelter Expansion - Phase 2 to 4

<b>Department / Division:</b>	<b>Project Priority:</b>	<b>Project Status:</b>	<b>Council District(s):</b>
70 - Public Works / 38 - Animal Services	Deferrable Start within 5 to 10 yrs	On Hold - Unfunded	

Schedule:

---



---



---



---



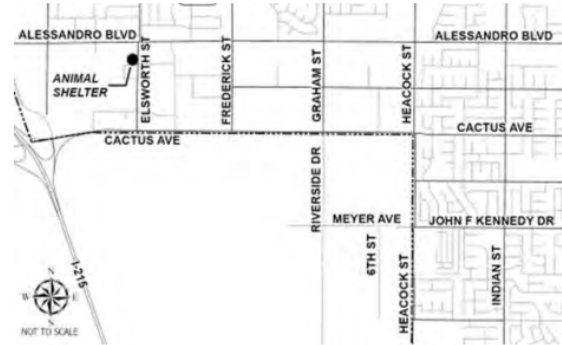
---



---



---



**Project Description:**  
 This project includes an expansion of existing animal shelter facilities, new amenities, and refurbishment of existing amenities. The project consists of four phases: Phase 1 - Patio expansion (separate CIP project) Phase 2 - New perimeter block wall Phase 3 - Building expansion Phase 4 - Refurbishment

**Justification or Significance of Improvement:**  
 Improving the quality of the existing animal shelter and its amenities is key to a growing community and meeting the increasing need to shelter more animals for adoption.

**Estimated Maintenance Costs:**  
 Annual average building maintenance costs are estimated at approximately \$10/SF.

Life-to-Date Expenditures Through FY 2023-24 0

PROJECT PHASE	Budget FY 2024/25	FY 25/26 - 26/27 Budget		FY 2027/28	FY 2028/29	FY 2029/30 and Beyond	Total
		New Request FY 2025/26	New Request FY 2026/27				
Prelim. Eng. / Environ.							
Design						1,000,000	1,000,000
Right of Way							
Construction						7,000,000	7,000,000
Other							
<b>PROJECT TOTAL</b>	<b>0</b>	<b>0</b>	<b>0</b>	<b>0</b>	<b>0</b>	<b>8,000,000</b>	<b>8,000,000</b>

FUNDING SOURCE	Budget FY 2024/25	New Request FY 2025/26	New Request FY 2026/27	FY 2027/28	FY 2028/29	FY 2029/30 and Beyond	Total
<b>REVENUE TOTAL</b>	<b>0</b>	<b>0</b>	<b>0</b>	<b>0</b>	<b>0</b>	<b>8,000,000</b>	<b>8,000,000</b>





# DRAINAGE

CAPITAL IMPROVEMENT PLAN 2025/26 • 2026/27 / CITY OF MORENO VALLEY



# DRAINAGE

CAPITAL IMPROVEMENT PLAN FY 2025-2030 AND BEYOND / CITY OF MORENO VALLEY

## Unfunded Projects

[Cactus Avenue Channel Improvements](#)

[Perris Boulevard / John F. Kennedy Drive Crossgutter](#)

[Perris Boulevard Storm Drain \(Line A-1\) / PVSD Lateral A to Suburban Lane](#)

[Perris Boulevard Storm Drain \(Line B-1\) / Rivard Road to San Michele Road](#)

[SR-60 / Quincy Street Storm Drain](#)

[SR-60 Culvert Crossing Tie-ins between Indian Street and SR-60 Perris Boulevard Off-Ramp](#)





THIS PAGE INTENTIONALLY LEFT BLANK

City of Moreno Valley  
 Capital Improvement Plan - Project Details  
 FYs 2025-2030 and Beyond

SR-60 / Quincy Street Storm Drain

<b>Department / Division:</b>	<b>Project Priority:</b>	<b>Project Status:</b>	<b>Council District(s):</b>
70 - Public Works / 77 - PW - Capital Projects	Deferrable Start within 5 to 10 yrs	On Hold - Unfunded	District 2, District 3

Schedule:

---

---

---

---

---

---

---

---



Project Description:

This project will involve the modification of existing drainage at Quincy Street under SR-60.

Justification or Significance of Improvement:

This project will provide improved drainage.

Estimated Maintenance Costs:

Annual average costs associated with storm drain maintenance are estimated at approximately \$121 per catch basin. This does not include actual catch basin and/or pipeline replacement, which typically have lifespans of 70 to 100 years. Although actual maintenance costs may vary, these estimated maintenance costs are based on historical maintenance costs for the City of Moreno Valley's storm drain infrastructure. Currently no new funding source has been identified to fund these maintenance costs.

Life-to-Date Expenditures Through FY 2023-24 0

PROJECT PHASE	Budget FY 2024/25	FY 25/26 - 26/27 Budget		FY 2027/28	FY 2028/29	FY 2029/30 and Beyond	Total
		New Request FY 2025/26	New Request FY 2026/27				
Prelim. Eng. / Environ.							
Design						1,100,000	1,100,000
Right of Way							
Construction						6,000,000	6,000,000
Other							
<b>PROJECT TOTAL</b>	<b>0</b>	<b>0</b>	<b>0</b>	<b>0</b>	<b>0</b>	<b>7,100,000</b>	<b>7,100,000</b>

FUNDING SOURCE	Budget FY 2024/25	New Request FY 2025/26	New Request FY 2026/27	FY 2027/28	FY 2028/29	FY 2029/30 and Beyond	Total
<b>REVENUE TOTAL</b>	<b>0</b>	<b>0</b>	<b>0</b>	<b>0</b>	<b>0</b>	<b>7,100,000</b>	<b>7,100,000</b>

City of Moreno Valley  
 Capital Improvement Plan - Project Details  
 FYs 2025-2030 and Beyond

**SR-60 Culvert Crossing Tie-ins between Indian Street and SR-60 Perris Boulevard Off-Ramp**

<b>Department / Division:</b>	<b>Project Priority:</b>	<b>Project Status:</b>	<b>Council District(s):</b>
70 - Public Works / 77 - PW - Capital Projects	Desirable Start within 3 to 5 yrs	On Hold - Unfunded	District 1

Schedule:

---



---



---



---



---



---



---



**Project Description:**

This project will install storm drain connectors to tie-in the existing SR-60 culvert crossing outlets on the south side of the freeway between Indian Street and SR-60/ Perris Boulevard off-ramp to the existing storm drain line in Sunnymead Boulevard. Construction and permanent maintenance access easements will need to be acquired.

**Justification or Significance of Improvement:**

This project will provide improved drainage within private properties.

**Estimated Maintenance Costs:**

Annual average costs associated with storm drain maintenance are estimated at approximately \$121 per catch basin. This does not include actual catch basin and/or pipeline replacement, which typically have lifespans of 70 to 100 years. Although actual maintenance costs may vary, these estimated maintenance costs are based on historical maintenance costs for the City of Moreno Valley's storm drain infrastructure. Currently no new funding source has been identified to fund these maintenance costs.

Life-to-Date Expenditures Through FY 2023-24 0

PROJECT PHASE	Budget FY 2024/25	FY 25/26 - 26/27 Budget		FY 2027/28	FY 2028/29	FY 2029/30 and Beyond	Total
		New Request FY 2025/26	New Request FY 2026/27				
Prelim. Eng. / Environ.							
Design						350,000	350,000
Right of Way						150,000	150,000
Construction						1,800,000	1,800,000
Other							
<b>PROJECT TOTAL</b>	<b>0</b>	<b>0</b>	<b>0</b>	<b>0</b>	<b>0</b>	<b>2,300,000</b>	<b>2,300,000</b>

FUNDING SOURCE	Budget FY 2024/25	New Request FY 2025/26	New Request FY 2026/27	FY 2027/28	FY 2028/29	FY 2029/30 and Beyond	Total
<b>REVENUE TOTAL</b>	<b>0</b>	<b>0</b>	<b>0</b>	<b>0</b>	<b>0</b>	<b>2,300,000</b>	<b>2,300,000</b>

City of Moreno Valley  
 Capital Improvement Plan - Project Details  
 FYs 2025-2030 and Beyond

Perris Boulevard Storm Drain (Line B-1) / Rivard Road to San Michele Road

<b>Department / Division:</b>	<b>Project Priority:</b>	<b>Project Status:</b>	<b>Council District(s):</b>
70 - Public Works / 77 - PW - Capital Projects	Deferrable Start within 5 to 10 yrs	On Hold - Unfunded	District 4

Schedule:

---



---



---



---



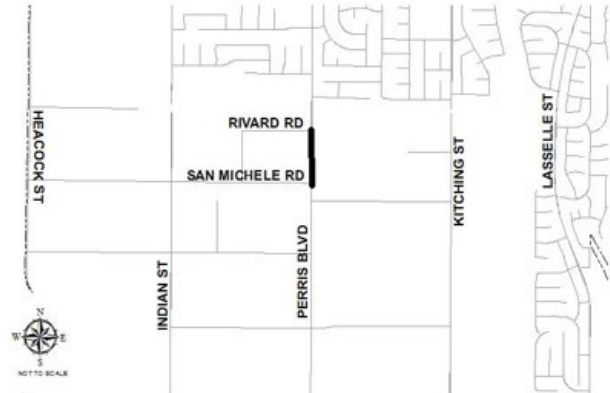
---



---



---



**Project Description:**

This project will design and construct a storm drain line in Perris Boulevard from PVSD Lateral B to San Michele Road in the Perris Valley Master Drainage Plan.

**Justification or Significance of Improvement:**

This project will provide improved drainage.

**Estimated Maintenance Costs:**

Annual average costs associated with storm drain maintenance are estimated at approximately \$121 per catch basin. This does not include actual catch basin and/or pipeline replacement, which typically have lifespans of 70 to 100 years. Although actual maintenance costs may vary, these estimated maintenance costs are based on historical maintenance costs for the City of Moreno Valley's storm drain infrastructure. Currently no new funding source has been identified to fund these maintenance costs.

Life-to-Date Expenditures Through FY 2023-24 0

PROJECT PHASE	Budget FY 2024/25	FY 25/26 - 26/27 Budget		FY 2027/28	FY 2028/29	FY 2029/30 and Beyond	Total
		New Request FY 2025/26	New Request FY 2026/27				
Prelim. Eng. / Environ.							
Design						350,000	350,000
Right of Way							
Construction						1,250,000	1,250,000
Other							
<b>PROJECT TOTAL</b>	<b>0</b>	<b>0</b>	<b>0</b>	<b>0</b>	<b>0</b>	<b>1,600,000</b>	<b>1,600,000</b>

FUNDING SOURCE	Budget FY 2024/25	New Request FY 2025/26	New Request FY 2026/27	FY 2027/28	FY 2028/29	FY 2029/30 and Beyond	Total
<b>REVENUE TOTAL</b>	<b>0</b>	<b>0</b>	<b>0</b>	<b>0</b>	<b>0</b>	<b>1,600,000</b>	<b>1,600,000</b>

City of Moreno Valley  
 Capital Improvement Plan - Project Details  
 FYs 2025-2030 and Beyond

Perris Boulevard Storm Drain (Line A-1) / PVSD Lateral A to Suburban Lane

<b>Department / Division:</b>	<b>Project Priority:</b>	<b>Project Status:</b>	<b>Council District(s):</b>
70 - Public Works / 77 - PW - Capital Projects	Deferrable Start within 5 to 10 yrs	On Hold - Unfunded	District 4

Schedule:

---

---

---

---

---

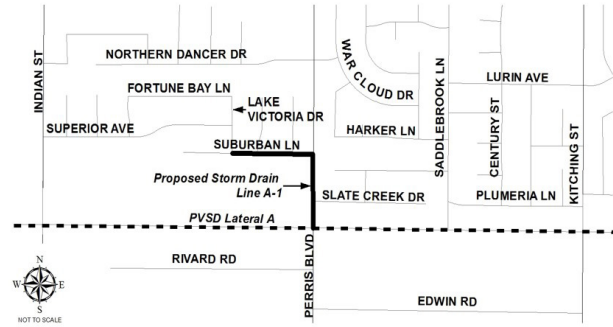
---

---

---

---

---



Project Description:

This project will design and construct a storm drain line in Perris Boulevard from PVSD Lateral A to Suburban Lane and in Suburban Lane from Perris Boulevard to Lake Victoria Drive in the Sunnymead Master Drainage Plan (MDP).

Justification or Significance of Improvement:

This project will provide improved drainage.

Estimated Maintenance Costs:

Annual average costs associated with storm drain maintenance are estimated at approximately \$121 per catch basin. This does not include actual catch basin and/or pipeline replacement, which typically have lifespans of 70 to 100 years. Although actual maintenance costs may vary, these estimated maintenance costs are based on historical maintenance costs for the City of Moreno Valley's storm drain infrastructure. Currently no new funding source has been identified to fund these maintenance costs.

Life-to-Date Expenditures Through FY 2023-24 0

PROJECT PHASE	Budget FY 2024/25	FY 25/26 - 26/27 Budget		FY 2027/28	FY 2028/29	FY 2029/30 and Beyond	Total
		New Request FY 2025/26	New Request FY 2026/27				
Prelim. Eng. / Environ.							
Design						350,000	350,000
Right of Way							
Construction						850,000	850,000
Other							
<b>PROJECT TOTAL</b>	<b>0</b>	<b>0</b>	<b>0</b>	<b>0</b>	<b>0</b>	<b>1,200,000</b>	<b>1,200,000</b>

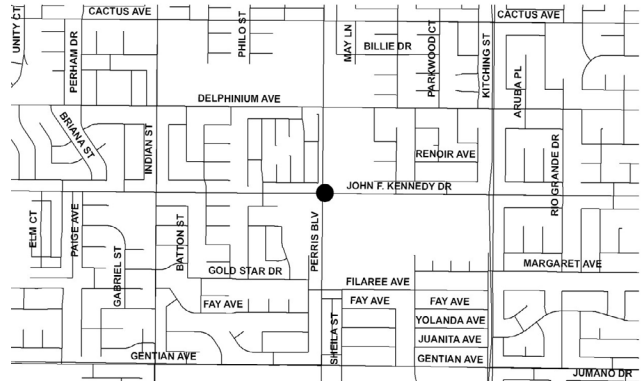
FUNDING SOURCE	Budget FY 2024/25	New Request FY 2025/26	New Request FY 2026/27	FY 2027/28	FY 2028/29	FY 2029/30 and Beyond	Total
<b>REVENUE TOTAL</b>	<b>0</b>	<b>0</b>	<b>0</b>	<b>0</b>	<b>0</b>	<b>1,200,000</b>	<b>1,200,000</b>

City of Moreno Valley  
 Capital Improvement Plan - Project Details  
 FYs 2025-2030 and Beyond

Perris Boulevard / John F. Kennedy Drive Crossgutter

<b>Department / Division:</b>	<b>Project Priority:</b>	<b>Project Status:</b>	<b>Council District(s):</b>
70 - Public Works / 77 - PW - Capital Projects	Deferrable Start within 5 to 10 yrs	On Hold - Unfunded	District 3, District 4

Schedule:



Project Description:

This project will improve the crossgutter and the intersection of Perris Boulevard and John F. Kennedy Drive.

Justification or Significance of Improvement:

This project will provide improved drainage.

Estimated Maintenance Costs:

Annual average costs associated with storm drain maintenance are estimated at approximately \$121 per catch basin. This does not include actual catch basin and/or pipeline replacement, which typically have lifespans of 70 to 100 years. Although actual maintenance costs may vary, these estimated maintenance costs are based on historical maintenance costs for the City of Moreno Valley's storm drain infrastructure. Currently no new funding source has been identified to fund these maintenance costs.

Life-to-Date Expenditures Through FY 2023-24 0

PROJECT PHASE	Budget FY 2024/25	FY 25/26 - 26/27 Budget		FY 2027/28	FY 2028/29	FY 2029/30 and Beyond	Total
		New Request FY 2025/26	New Request FY 2026/27				
Prelim. Eng. / Environ.							
Design						50,000	50,000
Right of Way							
Construction						450,000	450,000
Other							
<b>PROJECT TOTAL</b>	<b>0</b>	<b>0</b>	<b>0</b>	<b>0</b>	<b>0</b>	<b>500,000</b>	<b>500,000</b>
FUNDING SOURCE	Budget FY 2024/25	New Request FY 2025/26	New Request FY 2026/27	FY 2027/28	FY 2028/29	FY 2029/30 and Beyond	Total
Unfunded Projects 804 XXXX UNF						500,000	500,000
<b>REVENUE TOTAL</b>	<b>0</b>	<b>0</b>	<b>0</b>	<b>0</b>	<b>0</b>	<b>500,000</b>	<b>500,000</b>

City of Moreno Valley  
 Capital Improvement Plan - Project Details  
 FYs 2025-2030 and Beyond

Cactus Avenue Channel Improvements

<b>Department / Division:</b>	<b>Project Priority:</b>	<b>Project Status:</b>	<b>Council District(s):</b>
70 - Public Works / 77 - PW - Capital Projects	Deferrable Start within 5 to 10 yrs	On Hold - Unfunded	District 1

Schedule:

---



---



---



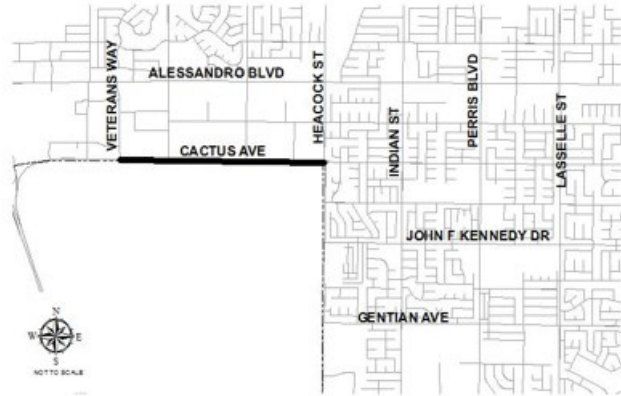
---



---



---



Project Description:

The project will be a multi-jurisdictional effort amongst March Joint Powers Authority (MJPA), Riverside County Flood Control & Water Conservation District (RCFC&WCD), March Air Reserve Base (MARB), and the City of Moreno Valley (COMV). The project consists of improving the capacity of the Cactus Channel from Veterans Way to Heacock Street.

Justification or Significance of Improvement:

This project will provide improved drainage.

Estimated Maintenance Costs:

Riverside County Flood & Water Conservation District will maintain the channel upon project completion.

Life-to-Date Expenditures Through FY 2023-24 0

PROJECT PHASE	Budget FY 2024/25	FY 25/26 - 26/27 Budget		FY 2027/28	FY 2028/29	FY 2029/30 and Beyond	Total
		New Request FY 2025/26	New Request FY 2026/27				
Prelim. Eng. / Environ.						250,000	250,000
Design						950,000	950,000
Right of Way							
Construction						24,300,000	24,300,000
Other							
<b>PROJECT TOTAL</b>	<b>0</b>	<b>0</b>	<b>0</b>	<b>0</b>	<b>0</b>	<b>25,500,000</b>	<b>25,500,000</b>

FUNDING SOURCE	Budget FY 2024/25	New Request FY 2025/26	New Request FY 2026/27	FY 2027/28	FY 2028/29	FY 2029/30 and Beyond	Total
<b>REVENUE TOTAL</b>	<b>0</b>	<b>0</b>	<b>0</b>	<b>0</b>	<b>0</b>	<b>25,500,000</b>	<b>25,500,000</b>





# ELECTRIC UTILITY

CAPITAL IMPROVEMENT PLAN 2025/26 • 2026/27 / CITY OF MORENO VALLEY



# ELECTRIC UTILITY

CAPITAL IMPROVEMENT PLAN FY 2025-2030 AND BEYOND / CITY OF MORENO VALLEY

## Unfunded Projects

[Backbone System - Brodiaea Avenue between Quincy Street to Merwin Street](#)

[Charging Station Infrastructure at City Facilities](#)

[Citywide Electric Vehicle Charging Stations](#)

[Conduit in SR-60 / Theodore Street Interchange](#)


[Moreno Valley Library Service Transfer](#)

[Moreno Valley Substation Battery Storage](#)

[Moreno Valley Substation Conduits and Feeders on Cottonwood Avenue and Oliver Street](#)

[Moreno Valley Substation Feeder Line - Rancho Belago 12kV Feeder, Phase 1 Substation / Cottonwood](#)

[Replacement of Conduit and Cable Systems](#)



THIS PAGE INTENTIONALLY LEFT BLANK

City of Moreno Valley  
 Capital Improvement Plan - Project Details  
 FYs 2025-2030 and Beyond

Replacement of Conduit and Cable Systems

<b>Department / Division:</b>	<b>Project Priority:</b>	<b>Project Status:</b>	<b>Council District(s):</b>
70 - Public Works / 80 - FMS - Electric	Deferrable Start within 5 to 10 yrs	On Hold - Unfunded	District 1, District 3, District 4

Schedule:

Design	July 2029 to September 2029
Advertise / Award	October 2029 to December 2029
Construction	January 2030 to June 2030

CITYWIDE

Project Description:

Early installations at Moreno Valley Utility (MVU) were performed using Cable in Conduit (CIC) style installation systems. The conduit was too soft to hold its shape after dirt is placed on it and this makes it difficult or impossible to replace when it begins to fail. MVU will need to start replacing these systems.

Justification or Significance of Improvement:

In order to maintain high reliability and ensure customers do not experience extended outages during faults, these cable systems need to be replaced with ones that are easier to maintain.

Estimated Maintenance Costs:

Ongoing maintenance costs are built into Moreno Valley Utilities rate structure as part of the cost to serve.

Life-to-Date Expenditures Through FY 2023-24 0

PROJECT PHASE	Budget FY 2024/25	FY 25/26 - 26/27 Budget		FY 2027/28	FY 2028/29	FY 2029/30 and Beyond	Total
		New Request FY 2025/26	New Request FY 2026/27				
Prelim. Eng. / Environ.						1,000	1,000
Design						5,000	5,000
Right of Way							
Construction						300,000	300,000
Other						15,000	15,000
<b>PROJECT TOTAL</b>	<b>0</b>	<b>0</b>	<b>0</b>	<b>0</b>	<b>0</b>	<b>321,000</b>	<b>321,000</b>

FUNDING SOURCE	Budget FY 2024/25	New Request FY 2025/26	New Request FY 2026/27	FY 2027/28	FY 2028/29	FY 2029/30 and Beyond	Total
<b>REVENUE TOTAL</b>	<b>0</b>	<b>0</b>	<b>0</b>	<b>0</b>	<b>0</b>	<b>321,000</b>	<b>321,000</b>

City of Moreno Valley  
 Capital Improvement Plan - Project Details  
 FYs 2025-2030 and Beyond

Moreno Valley Substation Feeder Line - Rancho Belago 12kV Feeder, Phase 1 Substation / Cottonwood

<b>Department / Division:</b> 70 - Public Works / 80 - FMS - Electric	<b>Project Priority:</b> Desirable Start within 3 to 5 yrs	<b>Project Status:</b> On Hold - Unfunded	<b>Council District(s):</b> District 3
--	---	--	---

Schedule:

Design	July 2029 to September 2029
Advertise / Award	October 2029 to December 2029
Construction	January 2030 to April 2030



Project Description:

This project will install 4,500 linear feet of underground backbone facilities east on Cottonwood Avenue from Moreno Valley Substation.

Justification or Significance of Improvement:

Installation of electric distribution infrastructure is required to provide service to new developments east of the Moreno Valley substation and for improved reliability.

Estimated Maintenance Costs:

Ongoing maintenance costs are built into Moreno Valley Utility's rate structure as part of the cost to serve.

Life-to-Date Expenditures Through FY 2023-24 0

PROJECT PHASE	Budget FY 2024/25	FY 25/26 - 26/27 Budget		FY 2027/28	FY 2028/29	FY 2029/30 and Beyond	Total
		New Request FY 2025/26	New Request FY 2026/27				
Prelim. Eng. / Environ.					5,000		5,000
Design					20,000		20,000
Right of Way							
Construction						800,000	800,000
Other							
<b>PROJECT TOTAL</b>	<b>0</b>	<b>0</b>	<b>0</b>	<b>0</b>	<b>25,000</b>	<b>800,000</b>	<b>825,000</b>

FUNDING SOURCE	Budget FY 2024/25	New Request FY 2025/26	New Request FY 2026/27	FY 2027/28	FY 2028/29	FY 2029/30 and Beyond	Total
<b>REVENUE TOTAL</b>	<b>0</b>	<b>0</b>	<b>0</b>	<b>0</b>	<b>25,000</b>	<b>800,000</b>	<b>825,000</b>



City of Moreno Valley  
 Capital Improvement Plan - Project Details  
 FYs 2025-2030 and Beyond

**Moreno Valley Substation Conduits and Feeders on Cottonwood Avenue and Oliver Street**

<b>Department / Division:</b>	<b>Project Priority:</b>	<b>Project Status:</b>	<b>Council District(s):</b>
70 - Public Works / 80 - FMS - Electric	Desirable Start within 3 to 5 yrs	On Hold - Unfunded	District 3

Schedule:

Design	July 2029 to October 2029
Advertise / Award	October 2029 to November 2029
Construction	January 2030 to April 2030



Project Description:

This project will install 9,300 linear feet of underground backbone facilities on Cottonwood Avenue from Moreno Beach Drive to Nason Street and from Cottonwood Avenue to Alessandro Boulevard on Oliver Street in support of a capacity increase at Moreno Valley substation.

Justification or Significance of Improvement:

This project will provide the underground infrastructure support for the expansion of Moreno Valley substation and support growth in the area.

Estimated Maintenance Costs:

Ongoing maintenance costs are built into Moreno Valley Utility's rate structure as part of the cost to serve.

Life-to-Date Expenditures Through FY 2023-24 0

PROJECT PHASE	Budget FY 2024/25	FY 25/26 - 26/27 Budget		FY 2027/28	FY 2028/29	FY 2029/30 and Beyond	Total
		New Request FY 2025/26	New Request FY 2026/27				
Prelim. Eng. / Environ.							
Design						208,000	208,000
Right of Way							
Construction						2,966,000	2,966,000
Other							
<b>PROJECT TOTAL</b>	<b>0</b>	<b>0</b>	<b>0</b>	<b>0</b>	<b>0</b>	<b>3,174,000</b>	<b>3,174,000</b>

FUNDING SOURCE	Budget FY 2024/25	New Request FY 2025/26	New Request FY 2026/27	FY 2027/28	FY 2028/29	FY 2029/30 and Beyond	Total
<b>REVENUE TOTAL</b>	<b>0</b>	<b>0</b>	<b>0</b>	<b>0</b>	<b>0</b>	<b>3,174,000</b>	<b>3,174,000</b>



City of Moreno Valley  
 Capital Improvement Plan - Project Details  
 FYs 2025-2030 and Beyond

Moreno Valley Substation Battery Storage

<b>Department / Division:</b> 70 - Public Works / 80 - FMS - Electric	<b>Project Priority:</b> Necessary Start within 1 to 3 yrs	<b>Project Status:</b> On Hold - Unfunded	<b>Council District(s):</b> District 3
--	---	--	---

Schedule:

Design	July 2028 to December 2028
Advertise / Award	January 2029 to March 2029
Construction	April 2029 to June 2029



Project Description:

This project proposes the installation of a battery storage system consisting of 6 megawatts of battery storage capacity with a 4 hour discharge duration. The energy storage will increase system reliability as stored energy in batteries can be used to offset peak loads and helps defer the purchase of an additional transformer at the Moreno Valley Substation.

Justification or Significance of Improvement:

The battery storage system will defer the purchase of another transformer at the Moreno Valley Substation.

Estimated Maintenance Costs:

Ongoing maintenance costs are built into Moreno Valley Utilities rate structure as part of the cost to serve.

Life-to-Date Expenditures Through FY 2023-24 0

PROJECT PHASE	Budget FY 2024/25	FY 25/26 - 26/27 Budget		FY 2027/28	FY 2028/29	FY 2029/30 and Beyond	Total
		New Request FY 2025/26	New Request FY 2026/27				
Prelim. Eng. / Environ.					20,000		20,000
Design					100,000		100,000
Right of Way							
Construction					11,000,000		11,000,000
Other							
<b>PROJECT TOTAL</b>	<b>0</b>	<b>0</b>	<b>0</b>	<b>0</b>	<b>11,120,000</b>	<b>0</b>	<b>11,120,000</b>

FUNDING SOURCE	Budget FY 2024/25	New Request FY 2025/26	New Request FY 2026/27	FY 2027/28	FY 2028/29	FY 2029/30 and Beyond	Total
<b>REVENUE TOTAL</b>	<b>0</b>	<b>0</b>	<b>0</b>	<b>0</b>	<b>11,120,000</b>	<b>0</b>	<b>11,120,000</b>

City of Moreno Valley  
 Capital Improvement Plan - Project Details  
 FYs 2025-2030 and Beyond

Moreno Valley Library Service Transfer

<b>Department / Division:</b> 70 - Public Works / 80 - FMS - Electric	<b>Project Priority:</b> Desirable Start within 3 to 5 yrs	<b>Project Status:</b> On Hold - Unfunded	<b>Council District(s):</b> District 3
--	---	---	---

Schedule:

Design	July 2029 to September 2029
Advertise / Award	November 2029 to January 2030
Construction	February 2030 to April 2030



Project Description:

This project will install new conduit, cable and electrical facilities from Alessandro Boulevard. Moreno Valley Utility has a conduit stub that was installed as part of the Alessandro Cross-Town Tie Line Extension in order to transfer service from Southern California Edison (SCE) to Moreno Valley Utility.

Justification or Significance of Improvement:

SCE currently serves the Moreno Valley Branch Library from an overhead source feed that originates at their Alessandro Substation. MVU facilities are 100% underground and can provide a more reliable expectation of electrical service.

Estimated Maintenance Costs:

Ongoing maintenance costs are built into Moreno Valley Utilities rate structure as part of the cost to serve.

Life-to-Date Expenditures Through FY 2023-24 0

PROJECT PHASE	Budget FY 2024/25	FY 25/26 - 26/27 Budget		FY 2027/28	FY 2028/29	FY 2029/30 and Beyond	Total
		New Request FY 2025/26	New Request FY 2026/27				
Prelim. Eng. / Environ.						6,000	6,000
Design						12,000	12,000
Right of Way							
Construction						522,000	522,000
Other							
<b>PROJECT TOTAL</b>	<b>0</b>	<b>0</b>	<b>0</b>	<b>0</b>	<b>0</b>	<b>540,000</b>	<b>540,000</b>

FUNDING SOURCE	Budget FY 2024/25	New Request FY 2025/26	New Request FY 2026/27	FY 2027/28	FY 2028/29	FY 2029/30 and Beyond	Total
<b>REVENUE TOTAL</b>	<b>0</b>	<b>0</b>	<b>0</b>	<b>0</b>	<b>0</b>	<b>540,000</b>	<b>540,000</b>

City of Moreno Valley  
 Capital Improvement Plan - Project Details  
 FYs 2025-2030 and Beyond

**Conduit in SR-60 / Theodore Street Interchange**

<b>Department / Division:</b> 70 - Public Works / 80 - FMS - Electric	<b>Project Priority:</b> Desirable Start within 3 to 5 yrs	<b>Project Status:</b> On Hold - Unfunded	<b>Council District(s):</b> District 2, District 3
--	---	---	---

**Schedule:**

Design	July 2027 to December 2027
Advertise / Award	January 2028 to March 2028
Construction	May 2028 to June 2029



**Project Description:**

This project will install electrical conduits and structures during construction of new Bridge on Theodore Street over SR60 freeway.

**Justification or Significance of Improvement:**

This project is for future system expansion north of SR-60 freeway.

**Estimated Maintenance Costs:**

Ongoing maintenance costs are built into Moreno Valley Utilities rate structure as part of the cost to serve.

Life-to-Date Expenditures Through FY 2023-24 0

PROJECT PHASE	Budget FY 2024/25	FY 25/26 - 26/27 Budget		FY 2027/28	FY 2028/29	FY 2029/30 and Beyond	Total
		New Request FY 2025/26	New Request FY 2026/27				
Prelim. Eng. / Environ.							
Design				8,000			8,000
Right of Way							
Construction					144,000		144,000
Other							
<b>PROJECT TOTAL</b>	<b>0</b>	<b>0</b>	<b>0</b>	<b>8,000</b>	<b>144,000</b>	<b>0</b>	<b>152,000</b>

FUNDING SOURCE	Budget FY 2024/25	New Request FY 2025/26	New Request FY 2026/27	FY 2027/28	FY 2028/29	FY 2029/30 and Beyond	Total
<b>REVENUE TOTAL</b>	<b>0</b>	<b>0</b>	<b>0</b>	<b>8,000</b>	<b>144,000</b>	<b>0</b>	<b>152,000</b>

City of Moreno Valley  
 Capital Improvement Plan - Project Details  
 FYs 2025-2030 and Beyond

Citywide Electric Vehicle Charging Stations

<b>Department / Division:</b> 70 - Public Works / 80 - FMS - Electric	<b>Project Priority:</b> Necessary Start within 1 to 3 yrs	<b>Project Status:</b> On Hold - Unfunded	<b>Council District(s):</b> District 1, District 2, District 3, District 4
--	---	--	---

Schedule:

Design July 2027 to January 2028

Advertise / Award March 2028 to May 2028

Construction July 2028 to June 2030

CITYWIDE

Project Description:

This project will install new conduit, cable, and electrical facilities to support the installation of future electric vehicle charging stations in areas identified as providing the most public benefit.

Justification or Significance of Improvement:

Increased Electric Vehicle (EV) charging stations will help foster adoption of EVs in the City of Moreno Valley. This project works toward the goal of making charging more accessible for residents.

Estimated Maintenance Costs:

Ongoing maintenance costs are built into Moreno Valley Utilities rate structure as part of the cost to serve.

Life-to-Date Expenditures Through FY 2023-24 0

PROJECT PHASE	Budget FY 2024/25	FY 25/26 - 26/27 Budget		FY 2027/28	FY 2028/29	FY 2029/30 and Beyond	Total
		New Request FY 2025/26	New Request FY 2026/27				
Prelim. Eng. / Environ.							
Design				10,000	10,000	10,000	30,000
Right of Way							
Construction				500,000	500,000	500,000	1,500,000
Other							
<b>PROJECT TOTAL</b>	<b>0</b>	<b>0</b>	<b>0</b>	<b>510,000</b>	<b>510,000</b>	<b>510,000</b>	<b>1,530,000</b>

FUNDING SOURCE	Budget FY 2024/25	New Request FY 2025/26	New Request FY 2026/27	FY 2027/28	FY 2028/29	FY 2029/30 and Beyond	Total
<b>REVENUE TOTAL</b>	<b>0</b>	<b>0</b>	<b>0</b>	<b>510,000</b>	<b>510,000</b>	<b>510,000</b>	<b>1,530,000</b>

City of Moreno Valley  
 Capital Improvement Plan - Project Details  
 FYs 2025-2030 and Beyond

**Charging Station Infrastructure at City Facilities**

<b>Department / Division:</b>	<b>Project Priority:</b>	<b>Project Status:</b>	<b>Council District(s):</b>
70 - Public Works / 80 - FMS - Electric	Necessary Start within 1 to 3 yrs	On Hold - Unfunded	District 1, District 2, District 3, District 4

Schedule:

---



---



---



---



---



---



---

CITYWIDE

**Project Description:**

This project will install electric vehicle (EV) charging stations at City owned facilities including City Hall, Community Center, Senior Center, Animal Shelter, and City Yard.

**Justification or Significance of Improvement:**

This project will provide the necessary EV charging infrastructure needed for the City's and its resident's growing number of EVs.

**Estimated Maintenance Costs:**

Ongoing maintenance costs are built into Moreno Valley Utilities rate structure as part of the cost to serve.

Life-to-Date Expenditures Through FY 2023-24 0

PROJECT PHASE	Budget FY 2024/25	FY 25/26 - 26/27 Budget		FY 2027/28	FY 2028/29	FY 2029/30 and Beyond	Total
		New Request FY 2025/26	New Request FY 2026/27				
Prelim. Eng. / Environ.							
Design				20,000	20,000	20,000	60,000
Right of Way							
Construction				1,000,000	1,000,000	1,000,000	3,000,000
Other							
<b>PROJECT TOTAL</b>	<b>0</b>	<b>0</b>	<b>0</b>	<b>1,020,000</b>	<b>1,020,000</b>	<b>1,020,000</b>	<b>3,060,000</b>

FUNDING SOURCE	Budget FY 2024/25	New Request FY 2025/26	New Request FY 2026/27	FY 2027/28	FY 2028/29	FY 2029/30 and Beyond	Total
<b>REVENUE TOTAL</b>	<b>0</b>	<b>0</b>	<b>0</b>	<b>1,020,000</b>	<b>1,020,000</b>	<b>1,020,000</b>	<b>3,060,000</b>

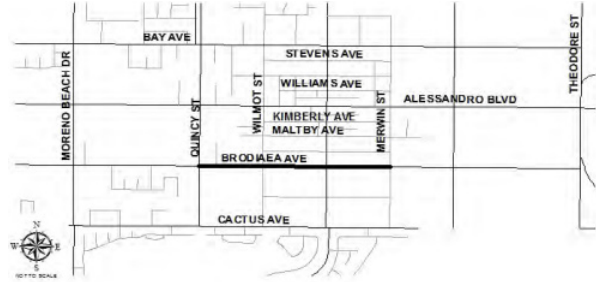
City of Moreno Valley  
 Capital Improvement Plan - Project Details  
 FYs 2025-2030 and Beyond

**Backbone System - Brodiaea Avenue between Quincy Street to Merwin Street**

<b>Department / Division:</b>	<b>Project Priority:</b>	<b>Project Status:</b>	<b>Council District(s):</b>
70 - Public Works / 80 - FMS - Electric	Desirable Start within 3 to 5 yrs	On Hold - Unfunded	District 3

Schedule:

Design	July 2029 to September 2029
Advertise / Award	October 2029 to December 2029
Construction	March 2030 to July 2030



Project Description:

This project will install underground backbone facilities along Brodiaea Avenue from Quincy Street to Merwin Street.

Justification or Significance of Improvement:

This project will support future developments in the City on Brodiaea Ave by making ready the electrical backbone infrastructure in the area.

Estimated Maintenance Costs:


Ongoing maintenance costs are built into Moreno Valley Utility's rate structure as part of the cost to serve.

Life-to-Date Expenditures Through FY 2023-24 0

PROJECT PHASE	Budget FY 2024/25	FY 25/26 - 26/27 Budget		FY 2027/28	FY 2028/29	FY 2029/30 and Beyond	Total
		New Request FY 2025/26	New Request FY 2026/27				
Prelim. Eng. / Environ.							
Design						25,000	25,000
Right of Way							
Construction						1,440,000	1,440,000
Other							
<b>PROJECT TOTAL</b>	<b>0</b>	<b>0</b>	<b>0</b>	<b>0</b>	<b>0</b>	<b>1,465,000</b>	<b>1,465,000</b>

FUNDING SOURCE	Budget FY 2024/25	New Request FY 2025/26	New Request FY 2026/27	FY 2027/28	FY 2028/29	FY 2029/30 and Beyond	Total
<b>REVENUE TOTAL</b>	<b>0</b>	<b>0</b>	<b>0</b>	<b>0</b>	<b>0</b>	<b>1,465,000</b>	<b>1,465,000</b>



THIS PAGE INTENTIONALLY LEFT BLANK





# PARKS

CAPITAL IMPROVEMENT PLAN 2025/26 • 2026/27 / CITY OF MORENO VALLEY




# PARKS

CAPITAL IMPROVEMENT PLAN FY 2025-2030 AND BEYOND / CITY OF MORENO VALLEY

## Unfunded Projects

Bikeway Enhancement North of Krameria Avenue and West of Kitching Street  
Cottonwood Golf Center Parking Lot  
Cottonwood Golf Course - Rebuild Greens  
Dog Park-District 3 & 4  
Future Park Site Development (Approximately 213.96 Acres)  
Future Park Site Land Acquisition  
Moreno Valley Equestrian Center (MVEC) Master Plan and Design  
Morrison Park Expansion  
Multi-Use Trails  
New Park  
Outdoor Exercise Equipment  
Planting New Trees at Various City Parks and City Facilities  
Poorman's Reservoir Nature Park  
Soccer Complex  
Sports Complex  
Sports Field Lighting Upgrade at Various Park Sites  
Upgrade Baseball Backstop in Parks



THIS PAGE INTENTIONALLY LEFT BLANK

City of Moreno Valley  
 Capital Improvement Plan - Project Details  
 FYs 2025-2030 and Beyond

**Bikeway Enhancement North of Krameria Avenue and West of Kitching Street**

<b>Department / Division:</b> 50 - Parks & Community Svcs / 57 - PCS - Parks	<b>Project Priority:</b>	<b>Project Status:</b> Completed	<b>Council District(s):</b> District 4
---	--------------------------	-------------------------------------	---

Schedule:

---



---



---



---



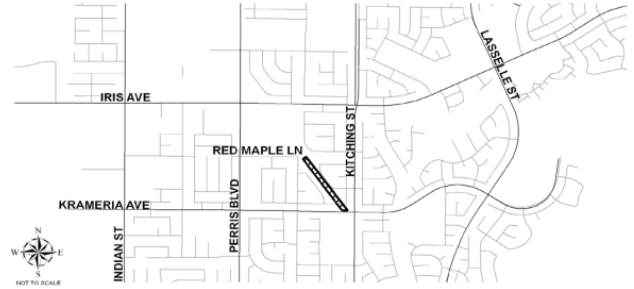
---



---



---



**Project Description:**

The Aqueduct Bikeway is part of the City's General Plan. Bikeway enhancement is needed within this site to comply with the General Plan. The new bike path will be constructed on concrete. Stub-ups for future energy efficient lighting will be included. Planned design and construction is estimated for FY 16/17. The project is being placed on hold until grant funds are secured. A grant from the Bicycle Transportation Account (BTA) is being pursued by the Transportation Engineering Division to assist with funding. This project was funded previously under DIF-Parkland Facilities.

**Justification or Significance of Improvement:**

Bikeway enhancement is needed within this site to comply with the City's General Plan.

**Estimated Maintenance Costs:**

Trail maintenance costs average approximately \$4,000 per acre per year based on budget information provided by the Parks Maintenance Division. Actual maintenance costs may vary depending on the size and amenities of the site. Currently no new funding source has been identified to fund costs associated with future replacements needed due to normal use.

Life-to-Date Expenditures Through FY 2023-24 0

PROJECT PHASE	Budget FY 2024/25	FY 25/26 - 26/27 Budget		FY 2027/28	FY 2028/29	FY 2029/30 and Beyond	Total
		New Request FY 2025/26	New Request FY 2026/27				
Prelim. Eng. / Environ.							
Design				72,000			72,000
Right of Way				310,000			310,000
Construction				310,000			310,000
Other							
<b>PROJECT TOTAL</b>	<b>0</b>	<b>0</b>	<b>0</b>	<b>692,000</b>	<b>0</b>	<b>0</b>	<b>692,000</b>

FUNDING SOURCE	Budget FY 2024/25	New Request FY 2025/26	New Request FY 2026/27	FY 2027/28	FY 2028/29	FY 2029/30 and Beyond	Total
Parks-Comm Serv Capital Projects 807 XXXX 3006				346,000			346,000
<b>REVENUE TOTAL</b>	<b>0</b>	<b>0</b>	<b>0</b>	<b>692,000</b>	<b>0</b>	<b>0</b>	<b>692,000</b>

City of Moreno Valley  
 Capital Improvement Plan - Project Details  
 FYs 2025-2030 and Beyond

Cottonwood Golf Center Parking Lot

<b>Department / Division:</b>	<b>Project Priority:</b>	<b>Project Status:</b>	<b>Council District(s):</b>
50 - Parks & Community Svcs / 57 - PCS - Parks		Completed	District 1

Schedule:

---



---



---



---



---



---



---



**Project Description:**  
 This project involves the repairing and striping of the Cottonwood Golf Course parking lot, adding planters, and adding lighting.

**Justification or Significance of Improvement:**  
 Approximately 10 years ago, this parking lot was capped as a temporary fix. At that time the asphalt was in poor condition. Time and the elements of nature have taken its toll on the parking lot, necessitating its replacement. Lighting does not meet parks foot candle standards. Since the remodel of the center, rentals have increased. The facility now needs a parking lot upgrade to restore the decaying pavement provide shade for vehicles, and fix substandard lighting.

**Estimated Maintenance Costs:**  
 Parking lot maintenance costs are estimated \$3,500 per acre per year based on budget information provided by the Parks Maintenance Division. Actual maintenance costs may vary depending on the size and amenities of the site. Currently no new funding source has been identified to fund costs associated with future replacements needed due to normal use.

Life-to-Date Expenditures Through FY 2023-24 0

PROJECT PHASE	Budget FY 2024/25	FY 25/26 - 26/27 Budget		FY 2027/28	FY 2028/29	FY 2029/30 and Beyond	Total
		New Request FY 2025/26	New Request FY 2026/27				
Prelim. Eng. / Environ.							
Design				144,000			144,000
Right of Way							
Construction				1,440,000			1,440,000
Other							
<b>PROJECT TOTAL</b>	<b>0</b>	<b>0</b>	<b>0</b>	<b>1,584,000</b>	<b>0</b>	<b>0</b>	<b>1,584,000</b>

FUNDING SOURCE	Budget FY 2024/25	New Request FY 2025/26	New Request FY 2026/27	FY 2027/28	FY 2028/29	FY 2029/30 and Beyond	Total
<b>REVENUE TOTAL</b>	<b>0</b>	<b>0</b>	<b>0</b>	<b>1,584,000</b>	<b>0</b>	<b>0</b>	<b>1,584,000</b>



City of Moreno Valley  
 Capital Improvement Plan - Project Details  
 FYs 2025-2030 and Beyond

Cottonwood Golf Course - Rebuild Greens

<b>Department / Division:</b>	<b>Project Priority:</b>	<b>Project Status:</b>	<b>Council District(s):</b>
50 - Parks & Community Svcs / 57 - PCS - Parks	Deferrable Start within 5 to 10 yrs	On Hold - Unfunded	District 1

Schedule:

---

---

---

---

---

---

---

---

---

---



Project Description:

This project involves the rebuilding / replacement of the golf greens with new turf, soil, and drainage.

Justification or Significance of Improvement:

Seven of the greens are the original greens as acquired from the County. Two of the greens were replaced approximately 15 years ago. These greens were constructed on native soil, having poor drainage. Due to this, the greens have had problems with turf diseases.

Estimated Maintenance Costs:

Park maintenance costs average approximately \$19,000 per acre per year based on budget information provided by the Parks Maintenance Division. Actual maintenance costs may vary depending on the size and amenities of the site. Currently no new funding source has been identified to fund costs associated with future replacements needed due to normal use.

Life-to-Date Expenditures Through FY 2023-24 0

PROJECT PHASE	Budget FY 2024/25	FY 25/26 - 26/27 Budget		FY 2027/28	FY 2028/29	FY 2029/30 and Beyond	Total
		New Request FY 2025/26	New Request FY 2026/27				
Prelim. Eng. / Environ.							
Design						55,000	55,000
Right of Way							
Construction						495,000	495,000
Other							
<b>PROJECT TOTAL</b>	<b>0</b>	<b>0</b>	<b>0</b>	<b>0</b>	<b>0</b>	<b>550,000</b>	<b>550,000</b>

FUNDING SOURCE	Budget FY 2024/25	New Request FY 2025/26	New Request FY 2026/27	FY 2027/28	FY 2028/29	FY 2029/30 and Beyond	Total
<b>REVENUE TOTAL</b>	<b>0</b>	<b>0</b>	<b>0</b>	<b>0</b>	<b>0</b>	<b>550,000</b>	<b>550,000</b>



City of Moreno Valley  
 Capital Improvement Plan - Project Details  
 FYs 2025-2030 and Beyond

**Dog Park-District 3 & 4**

<b>Department / Division:</b>	<b>Project Priority:</b>	<b>Project Status:</b>	<b>Council District(s):</b>
50 - Parks & Community Svcs / 57 - PCS - Parks	Deferrable Start within 5 to 10 yrs	New - Unfunded	District 3, District 4

Schedule:

---



---



---



---



---



---



---

TBD

Project Description:

Purchase land to construct a new dog park or add a dog park to an existing park in Council Districts 3 and 4.

Justification or Significance of Improvement:

The current dog park, Hound Town, located at the Equestrian Center is not large enough or centrally located for the residents of Moreno Valley

Estimated Maintenance Costs:

Park maintenance costs average approximately \$19,000 per acre per year based on budget information provided by the Parks Maintenance Division. Actual maintenance costs may vary depending on the size and amenities of the site. Currently no new funding source has been identified to fund costs associated with future replacements needed due to normal use.

Life-to-Date Expenditures Through FY 2023-24 0

PROJECT PHASE	Budget FY 2024/25	FY 25/26 - 26/27 Budget		FY 2027/28	FY 2028/29	FY 2029/30 and Beyond	Total
		New Request FY 2025/26	New Request FY 2026/27				
Prelim. Eng. / Environ.							
Design						1,200,000	1,200,000
Right of Way							
Construction						4,800,000	4,800,000
Other							
<b>PROJECT TOTAL</b>	<b>0</b>	<b>0</b>	<b>0</b>	<b>0</b>	<b>0</b>	<b>6,000,000</b>	<b>6,000,000</b>

FUNDING SOURCE	Budget FY 2024/25	New Request FY 2025/26	New Request FY 2026/27	FY 2027/28	FY 2028/29	FY 2029/30 and Beyond	Total
<b>REVENUE TOTAL</b>	<b>0</b>	<b>0</b>	<b>0</b>	<b>0</b>	<b>0</b>	<b>6,000,000</b>	<b>6,000,000</b>

City of Moreno Valley  
 Capital Improvement Plan - Project Details  
 FYs 2025-2030 and Beyond

Sports Complex

<b>Department / Division:</b>	<b>Project Priority:</b>	<b>Project Status:</b>	<b>Council District(s):</b>
50 - Parks & Community Svcs / 57 - PCS - Parks	Necessary Start within 1 to 3 yrs	New - Unfunded	District 1, District 2, District 3, District 4

Schedule:

---



---



---



---



---



---



---

CITYWIDE

Project Description:

The City of Moreno Valley is pursuing the development of a modern sports complex to expand recreational opportunities, attract regional events, and support community health and economic growth. A private developer will lead the financing, design, construction and operation of the facility under a public-private partnership. However, the City may provide funding support for infrastructure or project components as needed. Proposed amenities include multi-use sports fields, indoor courts and related facilities. This project will serve as a key community asset and potential economic driver for the region. Estimated cost ranges from \$20 to \$200 million.

Justification or Significance of Improvement:

This project addresses a growing community demand for high-quality recreational facilities and supports the City's goals of promoting active lifestyles, youth development and local economic vitality. The sports complex will also attract tournaments and visitors, generating revenue for local businesses and enhancing Moreno Valley's regional profile.

Estimated Maintenance Costs:

Ongoing maintenance and operational costs will primarily be the responsibility of the private developer under the partnership agreement. However, the City may incur minimal long-term costs related to supporting infrastructure or shared public-use areas, pending final project scope and agreement terms.

Life-to-Date Expenditures Through FY 2023-24 0

PROJECT PHASE	Budget FY 2024/25	FY 25/26 - 26/27 Budget		FY 2027/28	FY 2028/29	FY 2029/30 and Beyond	Total
		New Request FY 2025/26	New Request FY 2026/27				
Prelim. Eng. / Environ.							
Design							
Right of Way							
Construction				20,000,000			20,000,000
Other							
<b>PROJECT TOTAL</b>	<b>0</b>	<b>0</b>	<b>0</b>	<b>20,000,000</b>	<b>0</b>	<b>0</b>	<b>20,000,000</b>

FUNDING SOURCE	Budget FY 2024/25	New Request FY 2025/26	New Request FY 2026/27	FY 2027/28	FY 2028/29	FY 2029/30 and Beyond	Total
807 XXXX UNF							
<b>REVENUE TOTAL</b>	<b>0</b>	<b>0</b>	<b>0</b>	<b>20,000,000</b>	<b>0</b>	<b>0</b>	<b>20,000,000</b>

City of Moreno Valley  
 Capital Improvement Plan - Project Details  
 FYs 2025-2030 and Beyond

Upgrade Baseball Backstop in Parks

<b>Department / Division:</b>	<b>Project Priority:</b>	<b>Project Status:</b>	<b>Council District(s):</b>
50 - Parks & Community Svcs / 57 - PCS - Parks	Deferrable Start within 5 to 10 yrs	On Hold - Unfunded	District 1, District 3, District 4

Schedule:



Project Description:

Upgrade older style clamshell backstops with straight back backstops for Morrison Park, Towngate Park, Woodland Park, and JFK Veterans Memorial Park.

Justification or Significance of Improvement:

This upgrade would create a more professional field for the users.

Estimated Maintenance Costs:

Park maintenance costs average approximately \$19,000 per acre per year based on budget information provided by the Parks Maintenance Division. Actual maintenance costs may vary depending on the size and amenities of the site. Currently no new funding source has been identified to fund costs associated with future replacements needed due to normal use.

Life-to-Date Expenditures Through FY 2023-24 0

PROJECT PHASE	Budget FY 2024/25	FY 25/26 - 26/27 Budget		FY 2027/28	FY 2028/29	FY 2029/30 and Beyond	Total
		New Request FY 2025/26	New Request FY 2026/27				
Prelim. Eng. / Environ.							
Design							
Right of Way							
Construction						612,000	612,000
Other							
<b>PROJECT TOTAL</b>	<b>0</b>	<b>0</b>	<b>0</b>	<b>0</b>	<b>0</b>	<b>612,000</b>	<b>612,000</b>

FUNDING SOURCE	Budget FY 2024/25	New Request FY 2025/26	New Request FY 2026/27	FY 2027/28	FY 2028/29	FY 2029/30 and Beyond	Total
<b>REVENUE TOTAL</b>	<b>0</b>	<b>0</b>	<b>0</b>	<b>0</b>	<b>0</b>	<b>612,000</b>	<b>612,000</b>

City of Moreno Valley  
 Capital Improvement Plan - Project Details  
 FYs 2025-2030 and Beyond

Sports Field Lighting Upgrade at Various Park Sites

<b>Department / Division:</b>	<b>Project Priority:</b>	<b>Project Status:</b>	<b>Council District(s):</b>
50 - Parks & Community Svcs / 57 - PCS - Parks	Deferrable Start within 5 to 10 yrs	On Hold - Unfunded	District 1, District 2, District 3, District 4

Schedule:

---



---



---



---



---



---



---

CITYWIDE

Project Description:

This project involves the replacement of inefficient/outdated sports lighting at various sites.

Justification or Significance of Improvement:

Several sports fields have outdated and inefficient lighting. This is costing thousands of dollars in wasted electricity, while providing inadequate lighting for its users.

Estimated Maintenance Costs:

Park maintenance costs average approximately \$19,000 per acre per year based on budget information provided by the Parks Maintenance Division. Actual maintenance costs may vary depending on the size and amenities of the site. Currently no new funding source has been identified to fund costs associated with future replacements needed due to normal use.

Life-to-Date Expenditures Through FY 2023-24 0

PROJECT PHASE	Budget FY 2024/25	FY 25/26 - 26/27 Budget		FY 2027/28	FY 2028/29	FY 2029/30 and Beyond	Total
		New Request FY 2025/26	New Request FY 2026/27				
Prelim. Eng. / Environ.							
Design						1,469,000	1,469,000
Right of Way							
Construction						13,217,000	13,217,000
Other							
<b>PROJECT TOTAL</b>	<b>0</b>	<b>0</b>	<b>0</b>	<b>0</b>	<b>0</b>	<b>14,686,000</b>	<b>14,686,000</b>

FUNDING SOURCE	Budget FY 2024/25	New Request FY 2025/26	New Request FY 2026/27	FY 2027/28	FY 2028/29	FY 2029/30 and Beyond	Total
<b>REVENUE TOTAL</b>	<b>0</b>	<b>0</b>	<b>0</b>	<b>0</b>	<b>0</b>	<b>14,686,000</b>	<b>14,686,000</b>

City of Moreno Valley  
 Capital Improvement Plan - Project Details  
 FYs 2025-2030 and Beyond

**Soccer Complex**

<b>Department / Division:</b>	<b>Project Priority:</b>	<b>Project Status:</b>	<b>Council District(s):</b>
50 - Parks & Community Svcs / 57 - PCS - Parks	Deferrable Start within 5 to 10 yrs	On Hold - Unfunded	

Schedule:


TBD

Project Description:

This project will provide a new soccer complex to provide additional soccer and recreation activities to Moreno Valley residents.

Justification or Significance of Improvement:

The popularity and demand for existing soccer activities in the City continues to increase. A new facility will meet growing demand.

Estimated Maintenance Costs:

Park maintenance costs average approximately \$19,000 per acre per year based on budget information provided by the Parks Maintenance Division. Actual maintenance costs may vary depending on the size and amenities of the site. Currently no new funding source has been identified to fund costs associated with future replacements needed due to normal use.

Life-to-Date Expenditures Through FY 2023-24 0

PROJECT PHASE	Budget FY 2024/25	FY 25/26 - 26/27 Budget		FY 2027/28	FY 2028/29	FY 2029/30 and Beyond	Total
		New Request FY 2025/26	New Request FY 2026/27				
Prelim. Eng. / Environ.							
Design						7,000,000	7,000,000
Right of Way							
Construction						28,000,000	28,000,000
Other							
<b>PROJECT TOTAL</b>	<b>0</b>	<b>0</b>	<b>0</b>	<b>0</b>	<b>0</b>	<b>35,000,000</b>	<b>35,000,000</b>

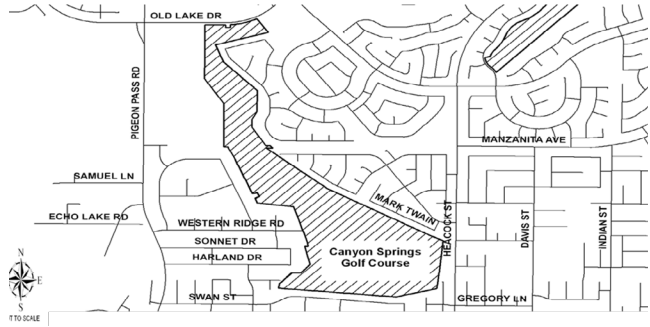
FUNDING SOURCE	Budget FY 2024/25	New Request FY 2025/26	New Request FY 2026/27	FY 2027/28	FY 2028/29	FY 2029/30 and Beyond	Total
<b>REVENUE TOTAL</b>	<b>0</b>	<b>0</b>	<b>0</b>	<b>0</b>	<b>0</b>	<b>35,000,000</b>	<b>35,000,000</b>

City of Moreno Valley  
 Capital Improvement Plan - Project Details  
 FYs 2025-2030 and Beyond

Poorman's Reservoir Nature Park

<b>Department / Division:</b>	<b>Project Priority:</b>	<b>Project Status:</b>	<b>Council District(s):</b>
50 - Parks & Community Svcs / 57 - PCS - Parks	Deferrable Start within 5 to 10 yrs	On Hold - Unfunded	District 2

Schedule:



Project Description:

This project is for the design and development of this 125 acre site for best use.

Justification or Significance of Improvement:

This site consists of approximately 125 acres. Having restricted uses, this site needs a master plan to fulfill the recreational needs of the community.

Estimated Maintenance Costs:

Park maintenance costs average approximately \$19,000 per acre per year based on budget information provided by the Parks Maintenance Division. Actual maintenance costs may vary depending on the size and amenities of the site. Currently no new funding source has been identified to fund costs associated with future replacements needed due to normal use.

Life-to-Date Expenditures Through FY 2023-24 0

PROJECT PHASE	Budget FY 2024/25	FY 25/26 - 26/27 Budget		FY 2027/28	FY 2028/29	FY 2029/30 and Beyond	Total
		New Request FY 2025/26	New Request FY 2026/27				
Prelim. Eng. / Environ.							
Design						1,469,000	1,469,000
Right of Way							
Construction						14,686,000	14,686,000
Other							
<b>PROJECT TOTAL</b>	<b>0</b>	<b>0</b>	<b>0</b>	<b>0</b>	<b>0</b>	<b>16,155,000</b>	<b>16,155,000</b>

FUNDING SOURCE	Budget FY 2024/25	New Request FY 2025/26	New Request FY 2026/27	FY 2027/28	FY 2028/29	FY 2029/30 and Beyond	Total
<b>REVENUE TOTAL</b>	<b>0</b>	<b>0</b>	<b>0</b>	<b>0</b>	<b>0</b>	<b>16,155,000</b>	<b>16,155,000</b>

City of Moreno Valley  
 Capital Improvement Plan - Project Details  
 FYs 2025-2030 and Beyond

**Planting New Trees at Various City Parks and City Facilities**

<b>Department / Division:</b>	<b>Project Priority:</b>	<b>Project Status:</b>	<b>Council District(s):</b>
50 - Parks & Community Svcs / 57 - PCS - Parks	Deferrable Start within 5 to 10 yrs	On Hold - Unfunded	District 1, District 2, District 3, District 4

Schedule:

---



---



---



---



---



---



---



---

CITYWIDE

Project Description:

This project will plant new trees and vegetation at City parks and City-owned facilities, citywide.

Justification or Significance of Improvement:

This project will further beautify the City and help improve air quality.

Estimated Maintenance Costs:

Park maintenance costs average approximately \$19,000 per acre per year based on budget information provided by the Parks Maintenance Division. Actual maintenance costs may vary depending on the size and amenities of the site. Currently no new funding source has been identified to fund costs associated with future replacements needed due to normal use.

Life-to-Date Expenditures Through FY 2023-24 0

PROJECT PHASE	Budget FY 2024/25	FY 25/26 - 26/27 Budget		FY 2027/28	FY 2028/29	FY 2029/30 and Beyond	Total
		New Request FY 2025/26	New Request FY 2026/27				
Prelim. Eng. / Environ.							
Design						2,000,000	2,000,000
Right of Way							
Construction						8,000,000	8,000,000
Other							
<b>PROJECT TOTAL</b>	<b>0</b>	<b>0</b>	<b>0</b>	<b>0</b>	<b>0</b>	<b>10,000,000</b>	<b>10,000,000</b>

FUNDING SOURCE	Budget FY 2024/25	New Request FY 2025/26	New Request FY 2026/27	FY 2027/28	FY 2028/29	FY 2029/30 and Beyond	Total
<b>REVENUE TOTAL</b>	<b>0</b>	<b>0</b>	<b>0</b>	<b>0</b>	<b>0</b>	<b>10,000,000</b>	<b>10,000,000</b>



City of Moreno Valley  
 Capital Improvement Plan - Project Details  
 FYs 2025-2030 and Beyond

Outdoor Exercise Equipment

<b>Department / Division:</b>	<b>Project Priority:</b>	<b>Project Status:</b>	<b>Council District(s):</b>
50 - Parks & Community Svcs / 57 - PCS - Parks	Deferrable Start within 5 to 10 yrs	On Hold - Unfunded	District 2, District 4

Schedule:

---



---



---



---



---



---



---



Project Description:

The walkways and outdoor exercise equipment installed at Towngate Park are extensively utilized by fitness-minded residents. Shadow Mountain Park, and Cold Creek Trail are used frequently by walkers and joggers. The addition of outdoor exercise equipment at Shadow Mountain Park and Cold Creek Trail will provide residents additional means of exercise.

Justification or Significance of Improvement:

This project will install outdoor exercise equipment in order to provide residents with additional means for exercise.

Estimated Maintenance Costs:

Park maintenance costs average approximately \$19,000 per acre per year based on budget information provided by the Parks Maintenance Division. Actual maintenance costs may vary depending on the size and amenities of the site. Currently no new funding source has been identified to fund costs associated with future replacements needed due to normal use.

Life-to-Date Expenditures Through FY 2023-24 0

PROJECT PHASE	Budget FY 2024/25	FY 25/26 - 26/27 Budget		FY 2027/28	FY 2028/29	FY 2029/30 and Beyond	Total
		New Request FY 2025/26	New Request FY 2026/27				
Prelim. Eng. / Environ.							
Design							
Right of Way							
Construction						144,000	144,000
Other							
<b>PROJECT TOTAL</b>	<b>0</b>	<b>0</b>	<b>0</b>	<b>0</b>	<b>0</b>	<b>144,000</b>	<b>144,000</b>

FUNDING SOURCE	Budget FY 2024/25	New Request FY 2025/26	New Request FY 2026/27	FY 2027/28	FY 2028/29	FY 2029/30 and Beyond	Total
807 XXXX UNF							
<b>REVENUE TOTAL</b>	<b>0</b>	<b>0</b>	<b>0</b>	<b>0</b>	<b>0</b>	<b>144,000</b>	<b>144,000</b>

City of Moreno Valley  
 Capital Improvement Plan - Project Details  
 FYs 2025-2030 and Beyond

**New Park**

<b>Department / Division:</b>	<b>Project Priority:</b>	<b>Project Status:</b>	<b>Council District(s):</b>
50 - Parks & Community Svcs / 57 - PCS - Parks	Deferrable Start within 5 to 10 yrs	On Hold - Unfunded	

Schedule:


TBD

**Project Description:**

This project will construct a brand new park. The location is still being explored but the City is focusing on the Edgemont area as only two parks currently exist in Edgemont.

**Justification or Significance of Improvement:**

This project will enhance health and well-being for City of Moreno Valley residents.

**Estimated Maintenance Costs:**

Park maintenance costs average approximately \$19,000 per acre per year based on budget information provided by the Parks Maintenance Division. Actual maintenance costs may vary depending on the size and amenities of the site. Currently no new funding source has been identified to fund costs associated with future replacements needed due to normal use.

Life-to-Date Expenditures Through FY 2023-24 0

PROJECT PHASE	Budget FY 2024/25	FY 25/26 - 26/27 Budget		FY 2027/28	FY 2028/29	FY 2029/30 and Beyond	Total
		New Request FY 2025/26	New Request FY 2026/27				
Prelim. Eng. / Environ.							
Design						1,200,000	1,200,000
Right of Way							
Construction						4,800,000	4,800,000
Other							
<b>PROJECT TOTAL</b>	<b>0</b>	<b>0</b>	<b>0</b>	<b>0</b>	<b>0</b>	<b>6,000,000</b>	<b>6,000,000</b>

FUNDING SOURCE	Budget FY 2024/25	New Request FY 2025/26	New Request FY 2026/27	FY 2027/28	FY 2028/29	FY 2029/30 and Beyond	Total
<b>REVENUE TOTAL</b>	<b>0</b>	<b>0</b>	<b>0</b>	<b>0</b>	<b>0</b>	<b>6,000,000</b>	<b>6,000,000</b>

City of Moreno Valley  
 Capital Improvement Plan - Project Details  
 FYs 2025-2030 and Beyond

Multi-Use Trails

<b>Department / Division:</b>	<b>Project Priority:</b>	<b>Project Status:</b>	<b>Council District(s):</b>
50 - Parks & Community Svcs / 57 - PCS - Parks	Deferrable Start within 5 to 10 yrs	On Hold - Unfunded	District 1, District 2, District 3, District 4

Schedule:

---



---



---



---



---



---



---



---

CITYWIDE

Project Description:

This project will provide Right of Way and improvement of additional multi-use trails.

Justification or Significance of Improvement:

Several miles of proposed multi-use trails within the City require acquisition and development in order to adhere to the master plan of trails.

Estimated Maintenance Costs:

Trail maintenance costs average approximately \$10,000 per acre per year based on budget information provided by the Parks Maintenance Division. Actual maintenance costs may vary depending on the size and amenities of the site. Currently no new funding source has been identified to fund costs associated with future replacements needed due to normal use.

Life-to-Date Expenditures Through FY 2023-24 0

PROJECT PHASE	Budget FY 2024/25	FY 25/26 - 26/27 Budget		FY 2027/28	FY 2028/29	FY 2029/30 and Beyond	Total
		New Request FY 2025/26	New Request FY 2026/27				
Prelim. Eng. / Environ.							
Design						279,000	279,000
Right of Way							
Construction						2,512,000	2,512,000
Other							
<b>PROJECT TOTAL</b>	<b>0</b>	<b>0</b>	<b>0</b>	<b>0</b>	<b>0</b>	<b>2,791,000</b>	<b>2,791,000</b>

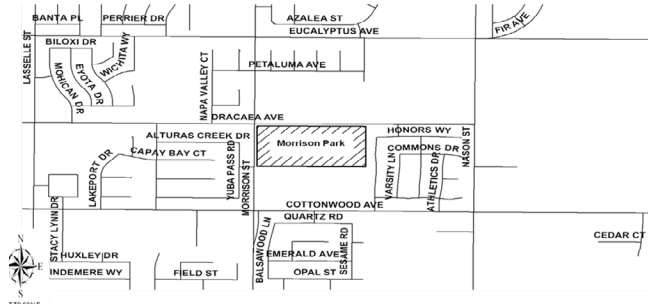
FUNDING SOURCE	Budget FY 2024/25	New Request FY 2025/26	New Request FY 2026/27	FY 2027/28	FY 2028/29	FY 2029/30 and Beyond	Total
<b>REVENUE TOTAL</b>	<b>0</b>	<b>0</b>	<b>0</b>	<b>0</b>	<b>0</b>	<b>2,791,000</b>	<b>2,791,000</b>

City of Moreno Valley  
 Capital Improvement Plan - Project Details  
 FYs 2025-2030 and Beyond

Morrison Park Expansion

<b>Department / Division:</b>	<b>Project Priority:</b>	<b>Project Status:</b>	<b>Council District(s):</b>
50 - Parks & Community Svcs / 57 - PCS - Parks	Deferrable Start within 5 to 10 yrs	On Hold - Unfunded	District 3

Schedule:

Project Description:

The Morrison Park expansion project will include the development of approximately 6.5 acres of parkland. Planned amenities include additional parking, open space, and dog park, restroom near baseball field, additional baseball fields.

Justification or Significance of Improvement:

The community around Morrison Park has grown over the past few years. DIF funds collected will pay for improvements and satisfy some of the recreational needs of the community.

Estimated Maintenance Costs:

Park maintenance costs average approximately \$19,000 per acre per year based on budget information provided by the Parks Maintenance Division. Actual maintenance costs may vary depending on the size and amenities of the site. Currently no new funding source has been identified to fund costs associated with future replacements needed due to normal use.

Life-to-Date Expenditures Through FY 2023-24 0

PROJECT PHASE	Budget FY 2024/25	FY 25/26 - 26/27 Budget		FY 2027/28	FY 2028/29	FY 2029/30 and Beyond	Total
		New Request FY 2025/26	New Request FY 2026/27				
Prelim. Eng. / Environ.						108,000	108,000
Design						216,000	216,000
Right of Way							
Construction						3,226,000	3,226,000
Other							
<b>PROJECT TOTAL</b>	<b>0</b>	<b>0</b>	<b>0</b>	<b>0</b>	<b>0</b>	<b>3,550,000</b>	<b>3,550,000</b>
FUNDING SOURCE	Budget FY 2024/25	New Request FY 2025/26	New Request FY 2026/27	FY 2027/28	FY 2028/29	FY 2029/30 and Beyond	Total
Unfunded Projects 807 XXXX UNF						3,550,000	3,550,000
<b>REVENUE TOTAL</b>	<b>0</b>	<b>0</b>	<b>0</b>	<b>0</b>	<b>0</b>	<b>3,550,000</b>	<b>3,550,000</b>

City of Moreno Valley  
 Capital Improvement Plan - Project Details  
 FYs 2025-2030 and Beyond

Moreno Valley Equestrian Center (MVEC) Master Plan and Design

<b>Department / Division:</b> 50 - Parks & Community Svcs / 57 - PCS - Parks	<b>Project Priority:</b> Deferrable Start within 5 to 10 yrs	<b>Project Status:</b> On Hold - Unfunded	<b>Council District(s):</b> District 2
---	---	--	---

Schedule:

---



---



---



---



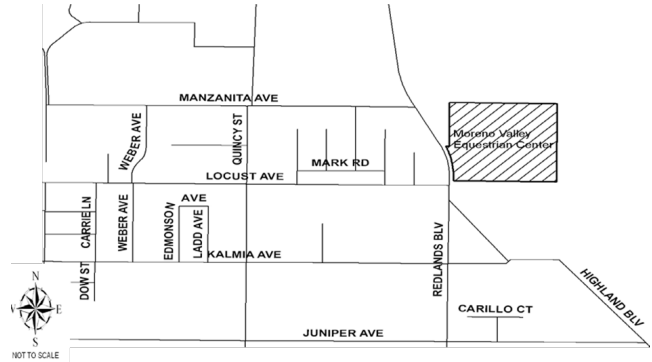
---



---



---



**Project Description:**  
 The master plan of the equestrian center would optimize its use to the needs of the community.

**Justification or Significance of Improvement:**  
 The equestrian center consists of approximately 45 acres. Currently, the only amenity is a horse arena. Master planning this site is necessary to fulfill the recreational needs of the community.

**Estimated Maintenance Costs:**  
 Equestrian Center maintenance costs average approximately \$10,000 per acre per year based on budget information provided by the Parks Maintenance Division. Actual maintenance costs may vary depending on the size and amenities of the site. Currently no new funding source has been identified to fund costs associated with future replacements needed due to normal use.

Life-to-Date Expenditures Through FY 2023-24 0

PROJECT PHASE	Budget FY 2024/25	FY 25/26 - 26/27 Budget		FY 2027/28	FY 2028/29	FY 2029/30 and Beyond	Total
		New Request FY 2025/26	New Request FY 2026/27				
Prelim. Eng. / Environ.							
Design						222,000	222,000
Right of Way							
Construction							
Other							
<b>PROJECT TOTAL</b>	<b>0</b>	<b>0</b>	<b>0</b>	<b>0</b>	<b>0</b>	<b>222,000</b>	<b>222,000</b>

FUNDING SOURCE	Budget FY 2024/25	New Request FY 2025/26	New Request FY 2026/27	FY 2027/28	FY 2028/29	FY 2029/30 and Beyond	Total
<b>REVENUE TOTAL</b>	<b>0</b>	<b>0</b>	<b>0</b>	<b>0</b>	<b>0</b>	<b>222,000</b>	<b>222,000</b>

City of Moreno Valley  
 Capital Improvement Plan - Project Details  
 FYs 2025-2030 and Beyond

**Future Park Site Land Acquisition**

<b>Department / Division:</b>	<b>Project Priority:</b>	<b>Project Status:</b>	<b>Council District(s):</b>
50 - Parks & Community Svcs / 57 - PCS - Parks	Deferrable Start within 5 to 10 yrs	On Hold - Unfunded	

Schedule:


CITYWIDE

**Project Description:**

The Quimby funding for property acquisition is targeted for future park sites within the City. New park sites are needed in growing areas as suitable properties become available. It is important to evaluate the properties and land bank for future park use.

**Justification or Significance of Improvement:**

The Quimby funding for property acquisition is targeted for future park sites within the City.

**Estimated Maintenance Costs:**

Park maintenance costs average approximately \$19,000 per acre per year based on budget information provided by the Parks Maintenance Division. Actual maintenance costs may vary depending on the size and amenities of the site. Currently no new funding source has been identified to fund these maintenance costs.

Life-to-Date Expenditures Through FY 2023-24 0

PROJECT PHASE	Budget FY 2024/25	FY 25/26 - 26/27 Budget		FY 2027/28	FY 2028/29	FY 2029/30 and Beyond	Total
		New Request FY 2025/26	New Request FY 2026/27				
Prelim. Eng. / Environ.							
Design							
Right of Way						2,880,000	2,880,000
Construction							
Other							
<b>PROJECT TOTAL</b>	<b>0</b>	<b>0</b>	<b>0</b>	<b>0</b>	<b>0</b>	<b>2,880,000</b>	<b>2,880,000</b>

FUNDING SOURCE	Budget FY 2024/25	New Request FY 2025/26	New Request FY 2026/27	FY 2027/28	FY 2028/29	FY 2029/30 and Beyond	Total
<b>REVENUE TOTAL</b>	<b>0</b>	<b>0</b>	<b>0</b>	<b>0</b>	<b>0</b>	<b>2,880,000</b>	<b>2,880,000</b>

City of Moreno Valley  
 Capital Improvement Plan - Project Details  
 FYs 2025-2030 and Beyond

Future Park Site Development (Approximately 213.96 Acres)

<b>Department / Division:</b>	<b>Project Priority:</b>	<b>Project Status:</b>	<b>Council District(s):</b>
50 - Parks & Community Svcs / 57 - PCS - Parks	Deferrable Start within 5 to 10 yrs	On Hold - Unfunded	

Schedule:

---



---



---



---



---



---



---

Locations to be determined

Project Description:

This project captures the development of future parks within the City per the General Plan. Locations to be determined.

Justification or Significance of Improvement:

In order to maintain the City's adopted ratio of 3 acres per 1,000 population for parkland, approximately 213.96 acres of developed parks will be needed at build out.

Estimated Maintenance Costs:

Park maintenance costs average approximately \$19,000 per acre per year based on budget information provided by the Parks Maintenance Division. Actual maintenance costs may vary depending on the size and amenities of the site. Currently no new funding source has been identified to fund costs associated with future replacements needed due to normal use.

Life-to-Date Expenditures Through FY 2023-24 0

PROJECT PHASE	Budget FY 2024/25	FY 25/26 - 26/27 Budget		FY 2027/28	FY 2028/29	FY 2029/30 and Beyond	Total
		New Request FY 2025/26	New Request FY 2026/27				
Prelim. Eng. / Environ.							
Design						11,749,000	11,749,000
Right of Way							
Construction						105,737,000	105,737,000
Other							
<b>PROJECT TOTAL</b>	<b>0</b>	<b>0</b>	<b>0</b>	<b>0</b>	<b>0</b>	<b>117,486,000</b>	<b>117,486,000</b>

FUNDING SOURCE	Budget FY 2024/25	New Request FY 2025/26	New Request FY 2026/27	FY 2027/28	FY 2028/29	FY 2029/30 and Beyond	Total
<b>REVENUE TOTAL</b>	<b>0</b>	<b>0</b>	<b>0</b>	<b>0</b>	<b>0</b>	<b>117,486,000</b>	<b>117,486,000</b>





THIS PAGE INTENTIONALLY LEFT BLANK



# TRAFFIC SIGNALS

CAPITAL IMPROVEMENT PLAN 2025/26 • 2026/27 / CITY OF MORENO VALLEY



# TRAFFIC SIGNALS

CAPITAL IMPROVEMENT PLAN FY 2025-2030 AND BEYOND / CITY OF MORENO VALLEY

## Unfunded Projects

[Alessandro Boulevard / Day Street Traffic Signal](#)  
[Alessandro Boulevard \(Future\) / Gilman Springs Road Traffic Signal](#)  
[Alessandro Boulevard / Quincy Street Traffic Signal](#)  
[Alessandro Boulevard / Redlands Boulevard Traffic Signal](#)  
[Cactus Avenue / Quincy Street Traffic Signal](#)  
[Cottonwood Avenue / Elsworth Street Traffic Signal](#)  
[Cottonwood Avenue / Old 215 Frontage Road Traffic Signal](#)  
[Cottonwood Avenue / Quincy Street Traffic Signal](#)  
[Cottonwood Avenue / Redlands Boulevard Traffic Signal](#)  
[Day Street / Cottonwood Avenue Traffic Signal](#)  
[Day Street / Dracaea Avenue Traffic Signal](#)  
[Day Street / Eucalyptus Avenue Traffic Signal](#)  
[Day Street / Old 215 Frontage Road Traffic Signal](#)  
[Elder Avenue / Kitching Street Traffic Signal](#)  
[Elder Avenue / Lasselle Street Traffic Signal](#)  
[Elder Avenue / Morrison Street Traffic Signal](#)  
[Encilia Avenue \(formerly Eucalyptus Avenue\) / Quincy Street Traffic Signal](#)  
[Encilia Avenue \(formerly Eucalyptus Avenue\) / Redlands Boulevard Traffic Signal](#)  
[Encilia Avenue \(formerly Eucalyptus Avenue\) / World Logistics Center Parkway Traffic Signal](#)  
[Eucalyptus Avenue \(formerly Fir Avenue\) / Encilia Avenue \(formerly Eucalyptus Avenue\) Traffic Signal](#)  
[Eucalyptus Avenue \(formerly Fir Avenue\) / Quincy Street Traffic Signal](#)  
[Eucalyptus Avenue / Indian Street Traffic Signal](#)  
[Eucalyptus Avenue / Kitching Street Traffic Signal](#)  
[Eucalyptus Avenue / Lasselle Street Traffic Signal](#)  
[Heacock Street / Lake Summit Drive Traffic Signal](#)  
[Indian Street / Hemlock Avenue Traffic Signal](#)  
[Indian Street / Sundial Way Traffic Signal](#)  
[Interconnect Installation](#)  
[Ironwood Avenue / Avocado Lane Traffic Signal](#)  
[Ironwood Avenue / Quincy Street Traffic Signal](#)  
[Ironwood Avenue / Sinclair Street Traffic Signal](#)  
[Ironwood Avenue / World Logistics Center Parkway Traffic Signal](#)  
[John F. Kennedy Drive / Redlands Boulevard / Cactus Avenue Traffic Signal](#)  
[Kitching Street / Bay Avenue Traffic Signal](#)  
[Kitching Street / Globe Street Traffic Signal](#)  
[Krameria Avenue / Indian Street Traffic Signal](#)  
[Moreno Beach Drive / Alessandro Boulevard Traffic Signal](#)  
[Moreno Beach Drive / Cottonwood Avenue Traffic Signal](#)  
[Moreno Beach Drive / Ironwood Avenue Traffic Signal](#)  
[Moreno Beach Drive / Locust Avenue Traffic Signal](#)  
[Nason Street / Clubhouse Drive Traffic Signal](#)  
[Nason Street / Ironwood Avenue Traffic Signal](#)  
[Oliver Street / John F. Kennedy Drive Traffic Signal](#)  
[Perris Boulevard / Dracaea Avenue Traffic Signal](#)  
[Perris Boulevard / Eucalyptus Avenue Traffic Signal](#)

# TRAFFIC SIGNALS

CAPITAL IMPROVEMENT PLAN FY 2025-2030 AND BEYOND / CITY OF MORENO VALLEY

Pigeon Pass Road / Seabrook Lane Traffic Signal  
Redlands Boulevard / Ironwood Avenue Traffic Signal  
Sunnymead Boulevard / Indian Street Traffic Signal  
Sunnymead Boulevard / Kitching Street Traffic Signal  
Sunnymead Ranch Parkway / Pigeon Pass Road Traffic Signal  
Valley Springs Parkway / Eucalyptus Avenue Traffic Signal



City of Moreno Valley  
 Capital Improvement Plan - Project Details  
 FYs 2025-2030 and Beyond

Cactus Avenue / Quincy Street Traffic Signal

<b>Department / Division:</b>	<b>Project Priority:</b>	<b>Project Status:</b>	<b>Council District(s):</b>
70 - Public Works / 76 - PW - Transportation	Deferrable Start within 5 to 10 yrs	On Hold - Unfunded	District 3, District 4

Schedule:

---



---



---



---



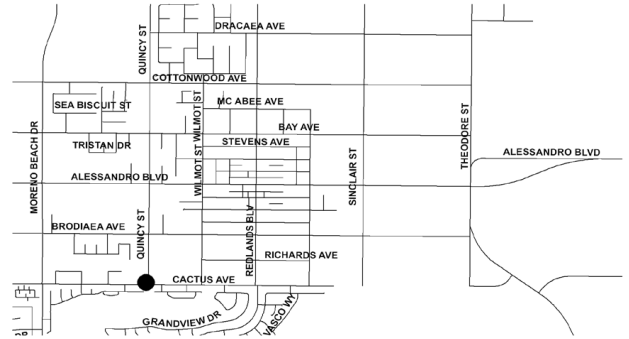
---



---



---



Project Description:

This project will signalize the intersection of Cactus Avenue / Quincy Street. This intersection is included in the City's future traffic signal data base for signalization. Future traffic signals will be constructed at half-mile spacing.

Justification or Significance of Improvement:

This signal will be conditioned for design and construction either by the developers or by the City as the development occurs within the vicinity of this intersection. The traffic signal will be completed using DIF funds.

Estimated Maintenance Costs:

Annual average costs associated with traffic signal maintenance are approximately \$3,500 per traffic signal. Although actual maintenance costs may vary, this cost is based on the City's historical maintenance costs for traffic signals. Currently no new source has been identified to fund the maintenance of the new traffic signal(s) in this project.

Life-to-Date Expenditures Through FY 2023-24 0

PROJECT PHASE	Budget FY 2024/25	FY 25/26 - 26/27 Budget		FY 2027/28	FY 2028/29	FY 2029/30 and Beyond	Total
		New Request FY 2025/26	New Request FY 2026/27				
Prelim. Eng. / Environ.				17,000			17,000
Design				90,000			90,000
Right of Way							
Construction				315,000			315,000
Other							
<b>PROJECT TOTAL</b>	<b>0</b>	<b>0</b>	<b>0</b>	<b>422,000</b>	<b>0</b>	<b>0</b>	<b>422,000</b>

FUNDING SOURCE	Budget FY 2024/25	New Request FY 2025/26	New Request FY 2026/27	FY 2027/28	FY 2028/29	FY 2029/30 and Beyond	Total
<b>REVENUE TOTAL</b>	<b>0</b>	<b>0</b>	<b>0</b>	<b>422,000</b>	<b>0</b>	<b>0</b>	<b>422,000</b>

City of Moreno Valley  
 Capital Improvement Plan - Project Details  
 FYs 2025-2030 and Beyond

Day Street / Dracaea Avenue Traffic Signal

<b>Department / Division:</b>	<b>Project Priority:</b>	<b>Project Status:</b>	<b>Council District(s):</b>
70 - Public Works / 76 - PW - Transportation	Deferrable Start within 5 to 10 yrs	On Hold - Unfunded	District 1

Schedule:

---

---

---

---

---

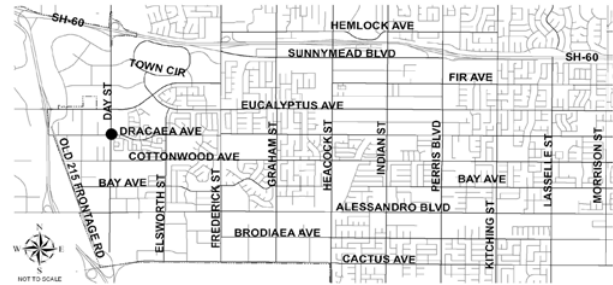
---

---

---

---

---



**Project Description:**

This project will relocate existing traffic signal equipment that is not at its ultimate location. The work would be undertaken at the same time that road widening occurs.

**Justification or Significance of Improvement:**

Modification of signalized intersections to place equipment at its ultimate location is a key component of completing the City's road infrastructure.

**Estimated Maintenance Costs:**

Annual average costs associated with traffic signal maintenance are approximately \$3,500 per traffic signal. Although actual maintenance costs may vary, this cost is based on the City's historical maintenance costs for traffic signals. Currently no new source has been identified to fund the maintenance of the new traffic signal(s) in this project.

Life-to-Date Expenditures Through FY 2023-24 0

PROJECT PHASE	Budget FY 2024/25	FY 25/26 - 26/27 Budget		FY 2027/28	FY 2028/29	FY 2029/30 and Beyond	Total
		New Request FY 2025/26	New Request FY 2026/27				
Prelim. Eng. / Environ.							
Design				72,000			72,000
Right of Way							
Construction				145,000			145,000
Other							
<b>PROJECT TOTAL</b>	<b>0</b>	<b>0</b>	<b>0</b>	<b>217,000</b>	<b>0</b>	<b>0</b>	<b>217,000</b>
FUNDING SOURCE	Budget FY 2024/25	New Request FY 2025/26	New Request FY 2026/27	FY 2027/28	FY 2028/29	FY 2029/30 and Beyond	Total
Unfunded Projects 808 XXXX UNF				217,000			217,000
<b>REVENUE TOTAL</b>	<b>0</b>	<b>0</b>	<b>0</b>	<b>217,000</b>	<b>0</b>	<b>0</b>	<b>217,000</b>



City of Moreno Valley  
 Capital Improvement Plan - Project Details  
 FYs 2025-2030 and Beyond

**Eucalyptus Avenue (formerly Fir Avenue) / Encilia Avenue (formerly Eucalyptus Avenue)  
 Traffic Signal**

<b>Department / Division:</b>	<b>Project Priority:</b>	<b>Project Status:</b>	<b>Council District(s):</b>
70 - Public Works / 76 - PW - Transportation	Deferrable Start within 5 to 10 yrs	On Hold - Unfunded	District 3

Schedule:

---



---



---



---



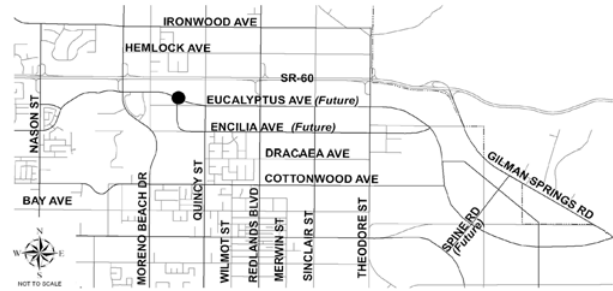
---



---



---



**Project Description:**

This project will signalize the intersection of Eucalyptus Avenue (formerly Fir Avenue) / Encilia Avenue (formerly Eucalyptus Avenue). This intersection is included in the City's future traffic signal data base for signalization. Future traffic signals will be constructed at half-mile spacing.

**Justification or Significance of Improvement:**

This signal will be conditioned for design and construction either by the developers or by the City as the development occurs within the vicinity of this intersection. The traffic signal will be completed using DIF funds.

**Estimated Maintenance Costs:**

Annual average costs associated with traffic signal maintenance are approximately \$3,500 per traffic signal. Although actual maintenance costs may vary, this cost is based on the City's historical maintenance costs for traffic signals. Currently no new source has been identified to fund the maintenance of the new traffic signal(s) in this project.

Life-to-Date Expenditures Through FY 2023- 24 0

PROJECT PHASE	Budget FY 2024/25	FY 25/26 - 26/27 Budget		FY 2027/28	FY 2028/29	FY 2029/30 and Beyond	Total
		New Request FY 2025/26	New Request FY 2026/27				
Prelim. Eng. / Environ.				17,000			17,000
Design				90,000			90,000
Right of Way							
Construction				315,000			315,000
Other							
<b>PROJECT TOTAL</b>	<b>0</b>	<b>0</b>	<b>0</b>	<b>422,000</b>	<b>0</b>	<b>0</b>	<b>422,000</b>

FUNDING SOURCE	Budget FY 2024/25	New Request FY 2025/26	New Request FY 2026/27	FY 2027/28	FY 2028/29	FY 2029/30 and Beyond	Total
<b>REVENUE TOTAL</b>	<b>0</b>	<b>0</b>	<b>0</b>	<b>422,000</b>	<b>0</b>	<b>0</b>	<b>422,000</b>

City of Moreno Valley  
 Capital Improvement Plan - Project Details  
 FYs 2025-2030 and Beyond

Eucalyptus Avenue (formerly Fir Avenue) / Quincy Street Traffic Signal

<b>Department / Division:</b>	<b>Project Priority:</b>	<b>Project Status:</b>	<b>Council District(s):</b>
70 - Public Works / 76 - PW - Transportation	Deferrable Start within 5 to 10 yrs	On Hold - Unfunded	District 3

Schedule:

---

---

---

---

---

---

---

---

---

---



Project Description:

This project will signalize the intersection of Eucalyptus Avenue (formerly Fir Avenue) / Quincy Street. This intersection is included in the City's future traffic signal data base for signalization. Future traffic signals will be constructed at half-mile spacing.

Justification or Significance of Improvement:

This signal will be conditioned for design and construction either by the developers or by the City as the development occurs within the vicinity of this intersection. The traffic signal will be completed using DIF funds.

Estimated Maintenance Costs:

Annual average costs associated with traffic signal maintenance are approximately \$3,500 per traffic signal. Although actual maintenance costs may vary, this cost is based on the City's historical maintenance costs for traffic signals. Currently no new source has been identified to fund the maintenance of the new traffic signal(s) in this project.

Life-to-Date Expenditures Through FY 2023-24 0

PROJECT PHASE	Budget FY 2024/25	FY 25/26 - 26/27 Budget		FY 2027/28	FY 2028/29	FY 2029/30 and Beyond	Total
		New Request FY 2025/26	New Request FY 2026/27				
Prelim. Eng. / Environ.				17,000			17,000
Design				90,000			90,000
Right of Way							
Construction				315,000			315,000
Other							
<b>PROJECT TOTAL</b>	<b>0</b>	<b>0</b>	<b>0</b>	<b>422,000</b>	<b>0</b>	<b>0</b>	<b>422,000</b>

FUNDING SOURCE	Budget FY 2024/25	New Request FY 2025/26	New Request FY 2026/27	FY 2027/28	FY 2028/29	FY 2029/30 and Beyond	Total
<b>REVENUE TOTAL</b>	<b>0</b>	<b>0</b>	<b>0</b>	<b>422,000</b>	<b>0</b>	<b>0</b>	<b>422,000</b>

City of Moreno Valley  
 Capital Improvement Plan - Project Details  
 FYs 2025-2030 and Beyond

Valley Springs Parkway / Eucalyptus Avenue Traffic Signal

<b>Department / Division:</b>	<b>Project Priority:</b>	<b>Project Status:</b>	<b>Council District(s):</b>
70 - Public Works / 76 - PW - Transportation	Deferrable Start within 5 to 10 yrs	On Hold - Unfunded	District 1

Schedule:

---



---



---



---



---



---



Project Description:

This project will relocate existing traffic signal equipment that is not at its ultimate location. The work would be undertaken at the same time that road widening occurs.

Justification or Significance of Improvement:

Modification of signalized intersections to place equipment at its ultimate location is a key component of completing the City's road infrastructure.

Estimated Maintenance Costs:

Annual average costs associated with traffic signal maintenance are approximately \$3,500 per traffic signal. Although actual maintenance costs may vary, this cost is based on the City's historical maintenance costs for traffic signals. Currently no new source has been identified to fund the maintenance of the new traffic signal(s) in this project.

Life-to-Date Expenditures Through FY 2023-24 0

PROJECT PHASE	Budget FY 2024/25	FY 25/26 - 26/27 Budget		FY 2027/28	FY 2028/29	FY 2029/30 and Beyond	Total
		New Request FY 2025/26	New Request FY 2026/27				
Prelim. Eng. / Environ.							
Design				36,000			36,000
Right of Way							
Construction				73,000			73,000
Other				36,000			36,000
<b>PROJECT TOTAL</b>	<b>0</b>	<b>0</b>	<b>0</b>	<b>145,000</b>	<b>0</b>	<b>0</b>	<b>145,000</b>

FUNDING SOURCE	Budget FY 2024/25	New Request FY 2025/26	New Request FY 2026/27	FY 2027/28	FY 2028/29	FY 2029/30 and Beyond	Total
<b>REVENUE TOTAL</b>	<b>0</b>	<b>0</b>	<b>0</b>	<b>145,000</b>	<b>0</b>	<b>0</b>	<b>145,000</b>

City of Moreno Valley  
 Capital Improvement Plan - Project Details  
 FYs 2025-2030 and Beyond

Sunnymead Ranch Parkway / Pigeon Pass Road Traffic Signal

<b>Department / Division:</b>	<b>Project Priority:</b>	<b>Project Status:</b>	<b>Council District(s):</b>
70 - Public Works / 76 - PW - Transportation	Deferrable Start within 5 to 10 yrs	On Hold - Unfunded	District 2

Schedule:

---



---



---



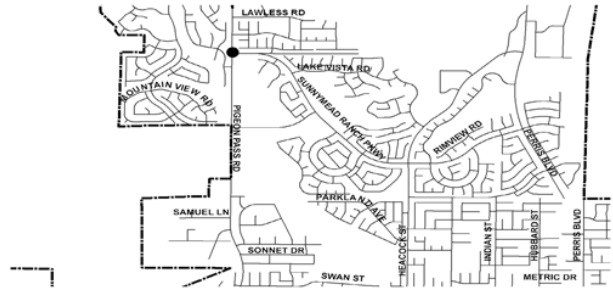
---



---



---



**Project Description:**

This project will signalize the intersection of Sunnymead Ranch Parkway / Pigeon Pass Road. This intersection is included in the City's future traffic signal data base for signalization. Future traffic signals will be constructed at half-mile spacing.

**Justification or Significance of Improvement:**

This signal will be conditioned for design and construction either by the developers or by the City as the development occurs within the vicinity of this intersection. The traffic signal will be completed using DIF funds.

**Estimated Maintenance Costs:**

Annual average costs associated with traffic signal maintenance are approximately \$3,500 per traffic signal. Although actual maintenance costs may vary, this cost is based on the City's historical maintenance costs for traffic signals. Currently no new source has been identified to fund the maintenance of the new traffic signal(s) in this project.

Life-to-Date Expenditures Through FY 2023-24 0

PROJECT PHASE	Budget FY 2024/25	FY 25/26 - 26/27 Budget		FY 2027/28	FY 2028/29	FY 2029/30 and Beyond	Total
		New Request FY 2025/26	New Request FY 2026/27				
Prelim. Eng. / Environ.				17,000			17,000
Design				90,000			90,000
Right of Way							
Construction				315,000			315,000
Other							
<b>PROJECT TOTAL</b>	<b>0</b>	<b>0</b>	<b>0</b>	<b>422,000</b>	<b>0</b>	<b>0</b>	<b>422,000</b>

FUNDING SOURCE	Budget FY 2024/25	New Request FY 2025/26	New Request FY 2026/27	FY 2027/28	FY 2028/29	FY 2029/30 and Beyond	Total
<b>REVENUE TOTAL</b>	<b>0</b>	<b>0</b>	<b>0</b>	<b>422,000</b>	<b>0</b>	<b>0</b>	<b>422,000</b>

City of Moreno Valley  
 Capital Improvement Plan - Project Details  
 FYs 2025-2030 and Beyond

Sunnymead Boulevard / Kitching Street Traffic Signal

<b>Department / Division:</b> 70 - Public Works / 76 - PW - Transportation	<b>Project Priority:</b> Deferrable Start within 5 to 10 yrs	<b>Project Status:</b> On Hold - Unfunded	<b>Council District(s):</b> District 3
---	---	--	---

Schedule:

---



---



---



---



---



---



Project Description:

This project will signalize the intersection of Sunnymead Boulevard / Kitching Street. This intersection is included in the City's future traffic signal data base for signalization. Future traffic signals will be constructed at half-mile spacing.

Justification or Significance of Improvement:

This signal will be conditioned for design and construction either by the developers or by the City as the development occurs within the vicinity of this intersection. The traffic signal will be completed using DIF funds.

Estimated Maintenance Costs:

Annual average costs associated with traffic signal maintenance are approximately \$3,500 per traffic signal. Although actual maintenance costs may vary, this cost is based on the City's historical maintenance costs for traffic signals. Currently no new source has been identified to fund the maintenance of the new traffic signal(s) in this project.

Life-to-Date Expenditures Through FY 2023-24 0

PROJECT PHASE	Budget FY 2024/25	FY 25/26 - 26/27 Budget		FY 2027/28	FY 2028/29	FY 2029/30 and Beyond	Total
		New Request FY 2025/26	New Request FY 2026/27				
Prelim. Eng. / Environ.				17,000			17,000
Design				90,000			90,000
Right of Way							
Construction				315,000			315,000
Other							
<b>PROJECT TOTAL</b>	<b>0</b>	<b>0</b>	<b>0</b>	<b>422,000</b>	<b>0</b>	<b>0</b>	<b>422,000</b>

FUNDING SOURCE	Budget FY 2024/25	New Request FY 2025/26	New Request FY 2026/27	FY 2027/28	FY 2028/29	FY 2029/30 and Beyond	Total
<b>REVENUE TOTAL</b>	<b>0</b>	<b>0</b>	<b>0</b>	<b>422,000</b>	<b>0</b>	<b>0</b>	<b>422,000</b>

City of Moreno Valley  
 Capital Improvement Plan - Project Details  
 FYs 2025-2030 and Beyond

Sunnymead Boulevard / Indian Street Traffic Signal

<b>Department / Division:</b>	<b>Project Priority:</b>	<b>Project Status:</b>	<b>Council District(s):</b>
70 - Public Works / 76 - PW - Transportation	Deferrable Start within 5 to 10 yrs	On Hold - Unfunded	District 1

Schedule:

---

---

---

---

---

---

---

---



**Project Description:**

This project will relocate existing traffic signal equipment that is not at its ultimate location. The work would be undertaken at the same time that road widening occurs.

**Justification or Significance of Improvement:**

Modification of signalized intersections to place equipment at its ultimate location is a key component of completing the City's road infrastructure.

**Estimated Maintenance Costs:**

Annual average costs associated with traffic signal maintenance are approximately \$3,500 per traffic signal. Although actual maintenance costs may vary, this cost is based on the City's historical maintenance costs for traffic signals. Currently no new source has been identified to fund the maintenance of the new traffic signal(s) in this project.

Life-to-Date Expenditures Through FY 2023-24 0

PROJECT PHASE	Budget FY 2024/25	FY 25/26 - 26/27 Budget		FY 2027/28	FY 2028/29	FY 2029/30 and Beyond	Total
		New Request FY 2025/26	New Request FY 2026/27				
Prelim. Eng. / Environ.							
Design				72,000			72,000
Right of Way							
Construction				145,000			145,000
Other							
<b>PROJECT TOTAL</b>	<b>0</b>	<b>0</b>	<b>0</b>	<b>217,000</b>	<b>0</b>	<b>0</b>	<b>217,000</b>

FUNDING SOURCE	Budget FY 2024/25	New Request FY 2025/26	New Request FY 2026/27	FY 2027/28	FY 2028/29	FY 2029/30 and Beyond	Total
<b>REVENUE TOTAL</b>	<b>0</b>	<b>0</b>	<b>0</b>	<b>217,000</b>	<b>0</b>	<b>0</b>	<b>217,000</b>

City of Moreno Valley  
 Capital Improvement Plan - Project Details  
 FYs 2025-2030 and Beyond

Redlands Boulevard / Ironwood Avenue Traffic Signal

<b>Department / Division:</b> 70 - Public Works / 76 - PW - Transportation	<b>Project Priority:</b> Deferrable Start within 5 to 10 yrs	<b>Project Status:</b> On Hold - Unfunded	<b>Council District(s):</b> District 2
---	---	--	---

Schedule:

---

---

---

---

---

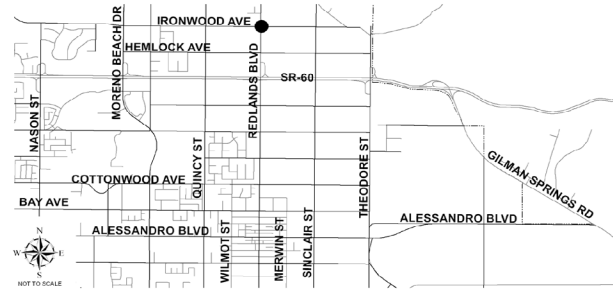
---

---

---

---

---



Project Description:

This project will relocate existing traffic signal equipment that is not at its ultimate location. The work would be undertaken at the same time that road widening occurs.

Justification or Significance of Improvement:

Modification of signalized intersections to place equipment at its ultimate location is a key component of completing the City's road infrastructure.

Estimated Maintenance Costs:

Annual average costs associated with traffic signal maintenance are approximately \$3,500 per traffic signal. Although actual maintenance costs may vary, this cost is based on the City's historical maintenance costs for traffic signals. Currently no new source has been identified to fund the maintenance of the new traffic signal(s) in this project.

Life-to-Date Expenditures Through FY 2023-24 0

PROJECT PHASE	Budget FY 2024/25	FY 25/26 - 26/27 Budget		FY 2027/28	FY 2028/29	FY 2029/30 and Beyond	Total
		New Request FY 2025/26	New Request FY 2026/27				
Prelim. Eng. / Environ.							
Design				72,000			72,000
Right of Way							
Construction							
Other				289,000			289,000
<b>PROJECT TOTAL</b>	<b>0</b>	<b>0</b>	<b>0</b>	<b>361,000</b>	<b>0</b>	<b>0</b>	<b>361,000</b>

FUNDING SOURCE	Budget FY 2024/25	New Request FY 2025/26	New Request FY 2026/27	FY 2027/28	FY 2028/29	FY 2029/30 and Beyond	Total
<b>REVENUE TOTAL</b>	<b>0</b>	<b>0</b>	<b>0</b>	<b>361,000</b>	<b>0</b>	<b>0</b>	<b>361,000</b>



City of Moreno Valley  
 Capital Improvement Plan - Project Details  
 FYs 2025-2030 and Beyond

**Pigeon Pass Road / Seabrook Lane Traffic Signal**

<b>Department / Division:</b> 70 - Public Works / 76 - PW - Transportation	<b>Project Priority:</b> Desirable Start within 3 to 5 yrs	<b>Project Status:</b> On Hold - Unfunded	<b>Council District(s):</b> District 2
---	---	--	---

Schedule:

---



---



---



---



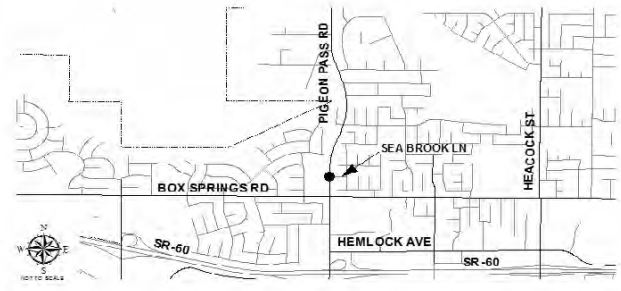
---



---



---



**Project Description:**

This project will signalize the intersection of Pigeon Pass Road and Seabrook Lane including the supermarket driveway on the fourth leg.

**Justification or Significance of Improvement:**

This intersection satisfies several warrants for signalization. Schedule: Based on funding availability.

**Estimated Maintenance Costs:**

Annual average costs associated with traffic signal maintenance are approximately \$3,500 per traffic signal. Although actual maintenance costs may vary, this cost is based on the City's historical maintenance costs for traffic signals. Currently no new source has been identified to fund the maintenance of the new traffic signal(s) in this project.

Life-to-Date Expenditures Through FY 2023-24 0

PROJECT PHASE	Budget FY 2024/25	FY 25/26 - 26/27 Budget		FY 2027/28	FY 2028/29	FY 2029/30 and Beyond	Total
		New Request FY 2025/26	New Request FY 2026/27				
Prelim. Eng. / Environ.				8,000			8,000
Design				29,000			29,000
Right of Way							
Construction				360,000			360,000
Other							
<b>PROJECT TOTAL</b>	<b>0</b>	<b>0</b>	<b>0</b>	<b>397,000</b>	<b>0</b>	<b>0</b>	<b>397,000</b>

FUNDING SOURCE	Budget FY 2024/25	New Request FY 2025/26	New Request FY 2026/27	FY 2027/28	FY 2028/29	FY 2029/30 and Beyond	Total
<b>REVENUE TOTAL</b>	<b>0</b>	<b>0</b>	<b>0</b>	<b>397,000</b>	<b>0</b>	<b>0</b>	<b>397,000</b>

City of Moreno Valley  
 Capital Improvement Plan - Project Details  
 FYs 2025-2030 and Beyond

Perris Boulevard / Eucalyptus Avenue Traffic Signal

<b>Department / Division:</b>	<b>Project Priority:</b>	<b>Project Status:</b>	<b>Council District(s):</b>
70 - Public Works / 76 - PW - Transportation	Deferrable Start within 5 to 10 yrs	On Hold - Unfunded	District 1, District 3

Schedule:

---

---

---

---

---

---

---

---

---

---



Project Description:

This project will relocate existing traffic signal equipment that is not at its ultimate location. The work would be undertaken at the same time that road widening occurs.

Justification or Significance of Improvement:

Modification of signalized intersections to place equipment at its ultimate location is a key component of completing the City's road infrastructure.

Estimated Maintenance Costs:

Annual average costs associated with traffic signal maintenance are approximately \$3,500 per traffic signal. Although actual maintenance costs may vary, this cost is based on the City's historical maintenance costs for traffic signals. Currently no new source has been identified to fund the maintenance of the new traffic signal(s) in this project.

Life-to-Date Expenditures Through FY 2023-24 0

PROJECT PHASE	Budget FY 2024/25	FY 25/26 - 26/27 Budget		FY 2027/28	FY 2028/29	FY 2029/30 and Beyond	Total
		New Request FY 2025/26	New Request FY 2026/27				
Prelim. Eng. / Environ.							
Design				36,000			36,000
Right of Way							
Construction				73,000			73,000
Other				36,000			36,000
<b>PROJECT TOTAL</b>	<b>0</b>	<b>0</b>	<b>0</b>	<b>145,000</b>	<b>0</b>	<b>0</b>	<b>145,000</b>

FUNDING SOURCE	Budget FY 2024/25	New Request FY 2025/26	New Request FY 2026/27	FY 2027/28	FY 2028/29	FY 2029/30 and Beyond	Total
<b>REVENUE TOTAL</b>	<b>0</b>	<b>0</b>	<b>0</b>	<b>145,000</b>	<b>0</b>	<b>0</b>	<b>145,000</b>

City of Moreno Valley  
 Capital Improvement Plan - Project Details  
 FYs 2025-2030 and Beyond

Perris Boulevard / Dracaea Avenue Traffic Signal

<b>Department / Division:</b>	<b>Project Priority:</b>	<b>Project Status:</b>	<b>Council District(s):</b>
70 - Public Works / 76 - PW - Transportation	Deferrable Start within 5 to 10 yrs	On Hold - Unfunded	District 1, District 3

Schedule:

---



---



---



---



---



---



---



Project Description:

This project will relocate existing traffic signal equipment that is not at its ultimate location. The work would be undertaken at the same time that road widening occurs.

Justification or Significance of Improvement:

Modification of signalized intersections to place equipment at its ultimate location is a key component of completing the City's road infrastructure.

Estimated Maintenance Costs:

Annual average costs associated with traffic signal maintenance are approximately \$3,500 per traffic signal. Although actual maintenance costs may vary, this cost is based on the City's historical maintenance costs for traffic signals. Currently no new source has been identified to fund the maintenance of the new traffic signal(s) in this project.

Life-to-Date Expenditures Through FY 2023-24 0

PROJECT PHASE	Budget FY 2024/25	FY 25/26 - 26/27 Budget		FY 2027/28	FY 2028/29	FY 2029/30 and Beyond	Total
		New Request FY 2025/26	New Request FY 2026/27				
Prelim. Eng. / Environ.							
Design				36,000			36,000
Right of Way							
Construction				73,000			73,000
Other				36,000			36,000
<b>PROJECT TOTAL</b>	<b>0</b>	<b>0</b>	<b>0</b>	<b>145,000</b>	<b>0</b>	<b>0</b>	<b>145,000</b>

FUNDING SOURCE	Budget FY 2024/25	New Request FY 2025/26	New Request FY 2026/27	FY 2027/28	FY 2028/29	FY 2029/30 and Beyond	Total
<b>REVENUE TOTAL</b>	<b>0</b>	<b>0</b>	<b>0</b>	<b>145,000</b>	<b>0</b>	<b>0</b>	<b>145,000</b>

City of Moreno Valley  
 Capital Improvement Plan - Project Details  
 FYs 2025-2030 and Beyond

Oliver Street / John F. Kennedy Drive Traffic Signal

<b>Department / Division:</b> 70 - Public Works / 76 - PW - Transportation	<b>Project Priority:</b> Deferrable Start within 5 to 10 yrs	<b>Project Status:</b> On Hold - Unfunded	<b>Council District(s):</b> District 4
---	---	--	---

Schedule:

---



---



---



---



---



---



**Project Description:**  
 This project will signalize the Oliver Street and John F. Kennedy Drive intersection.

**Justification or Significance of Improvement:**  
 This project will signalize the Oliver Street and John F. Kennedy Drive intersection.

**Estimated Maintenance Costs:**  
 Annual average costs associated with traffic signal maintenance are approximately \$3,500 per traffic signal. Although actual maintenance costs may vary, this cost is based on the City's historical maintenance costs for traffic signals. Currently no new source has been identified to fund the maintenance of the new traffic signal(s) in this project.

Life-to-Date Expenditures Through FY 2023-24 0

PROJECT PHASE	Budget FY 2024/25	FY 25/26 - 26/27 Budget		FY 2027/28	FY 2028/29	FY 2029/30 and Beyond	Total
		New Request FY 2025/26	New Request FY 2026/27				
Prelim. Eng. / Environ.				17,000			17,000
Design				90,000			90,000
Right of Way							
Construction				315,000			315,000
Other							
<b>PROJECT TOTAL</b>	<b>0</b>	<b>0</b>	<b>0</b>	<b>422,000</b>	<b>0</b>	<b>0</b>	<b>422,000</b>

FUNDING SOURCE	Budget FY 2024/25	New Request FY 2025/26	New Request FY 2026/27	FY 2027/28	FY 2028/29	FY 2029/30 and Beyond	Total
<b>REVENUE TOTAL</b>	<b>0</b>	<b>0</b>	<b>0</b>	<b>422,000</b>	<b>0</b>	<b>0</b>	<b>422,000</b>

City of Moreno Valley  
 Capital Improvement Plan - Project Details  
 FYs 2025-2030 and Beyond

Nason Street / Ironwood Avenue Traffic Signal

<b>Department / Division:</b>	<b>Project Priority:</b>	<b>Project Status:</b>	<b>Council District(s):</b>
70 - Public Works / 76 - PW - Transportation	Deferrable Start within 5 to 10 yrs	On Hold - Unfunded	District 2

Schedule:



Project Description:

This project will relocate existing traffic signal equipment that is not at its ultimate location. The work would be undertaken at the same time that road widening occurs.

Justification or Significance of Improvement:

Modification of signalized intersections to place equipment at its ultimate location is a key component of completing the City's road infrastructure.

Estimated Maintenance Costs:

Annual average costs associated with traffic signal maintenance are approximately \$3,500 per traffic signal. Although actual maintenance costs may vary, this cost is based on the City's historical maintenance costs for traffic signals. Currently no new source has been identified to fund the maintenance of the new traffic signal(s) in this project.

Life-to-Date Expenditures Through FY 2023-24 0

PROJECT PHASE	Budget FY 2024/25	FY 25/26 - 26/27 Budget		FY 2027/28	FY 2028/29	FY 2029/30 and Beyond	Total
		New Request FY 2025/26	New Request FY 2026/27				
Prelim. Eng. / Environ.							
Design				72,000			72,000
Right of Way							
Construction							
Other				217,000			217,000
<b>PROJECT TOTAL</b>	<b>0</b>	<b>0</b>	<b>0</b>	<b>289,000</b>	<b>0</b>	<b>0</b>	<b>289,000</b>

FUNDING SOURCE	Budget FY 2024/25	New Request FY 2025/26	New Request FY 2026/27	FY 2027/28	FY 2028/29	FY 2029/30 and Beyond	Total
<b>REVENUE TOTAL</b>	<b>0</b>	<b>0</b>	<b>0</b>	<b>289,000</b>	<b>0</b>	<b>0</b>	<b>289,000</b>

City of Moreno Valley  
 Capital Improvement Plan - Project Details  
 FYs 2025-2030 and Beyond

Nason Street / Clubhouse Drive Traffic Signal

<b>Department / Division:</b>	<b>Project Priority:</b>	<b>Project Status:</b>	<b>Council District(s):</b>
70 - Public Works / 76 - PW - Transportation	Deferrable Start within 5 to 10 yrs	On Hold - Unfunded	District 4

Schedule:

---

---

---

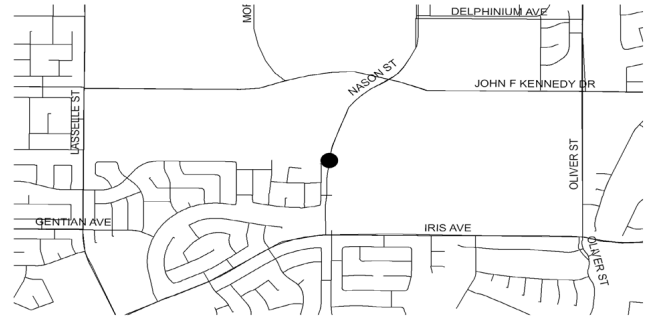
---

---

---

---

---



Project Description:

This project will signalize the intersection of Nason Street / Clubhouse Drive. This intersection is included in the City's future traffic signal data base for signalization. Future traffic signals will be constructed at half-mile spacing.

Justification or Significance of Improvement:

This signal will be conditioned for design and construction either by the developers or by the City as the development occurs within the vicinity of this intersection. The traffic signal will be completed using DIF funds.

Estimated Maintenance Costs:

Annual average costs associated with traffic signal maintenance are approximately \$3,500 per traffic signal. Although actual maintenance costs may vary, this cost is based on the City's historical maintenance costs for traffic signals. Currently no new source has been identified to fund the maintenance of the new traffic signal(s) in this project.

Life-to-Date Expenditures Through FY 2023- 24 0

PROJECT PHASE	Budget FY 2024/25	FY 25/26 - 26/27 Budget		FY 2027/28	FY 2028/29	FY 2029/30 and Beyond	Total
		New Request FY 2025/26	New Request FY 2026/27				
Prelim. Eng. / Environ.				17,000			17,000
Design				90,000			90,000
Right of Way							
Construction				315,000			315,000
Other							
<b>PROJECT TOTAL</b>	<b>0</b>	<b>0</b>	<b>0</b>	<b>422,000</b>	<b>0</b>	<b>0</b>	<b>422,000</b>

FUNDING SOURCE	Budget FY 2024/25	New Request FY 2025/26	New Request FY 2026/27	FY 2027/28	FY 2028/29	FY 2029/30 and Beyond	Total
<b>REVENUE TOTAL</b>	<b>0</b>	<b>0</b>	<b>0</b>	<b>422,000</b>	<b>0</b>	<b>0</b>	<b>422,000</b>

City of Moreno Valley  
 Capital Improvement Plan - Project Details  
 FYs 2025-2030 and Beyond

Moreno Beach Drive / Locust Avenue Traffic Signal

<b>Department / Division:</b>	<b>Project Priority:</b>	<b>Project Status:</b>	<b>Council District(s):</b>
70 - Public Works / 76 - PW - Transportation	Deferrable Start within 5 to 10 yrs	On Hold - Unfunded	District 2

Schedule:

---



---



---



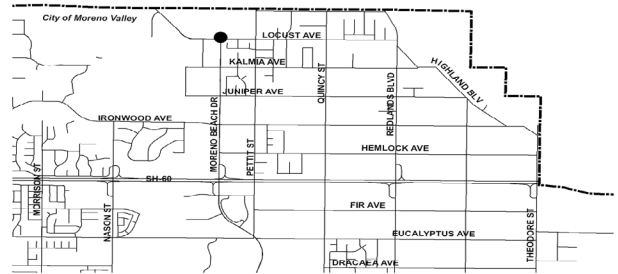
---



---



---



**Project Description:**  
 This project will signalize the intersection of Locust Avenue / Moreno Beach Drive. This intersection is included in the City's future traffic signal data base for signalization. Future traffic signals will be constructed at half-mile spacing.

**Justification or Significance of Improvement:**  
 This signal will be conditioned for design and construction either by the developers or by the City as the development occurs within the vicinity of this intersection. The traffic signal will be completed using DIF funds.

**Estimated Maintenance Costs:**  
 Annual average costs associated with traffic signal maintenance are approximately \$3,500 per traffic signal. Although actual maintenance costs may vary, this cost is based on the City's historical maintenance costs for traffic signals. Currently no new source has been identified to fund the maintenance of the new traffic signal(s) in this project.

Life-to-Date Expenditures Through FY 2023-24 0

PROJECT PHASE	Budget FY 2024/25	FY 25/26 - 26/27 Budget		FY 2027/28	FY 2028/29	FY 2029/30 and Beyond	Total
		New Request FY 2025/26	New Request FY 2026/27				
Prelim. Eng. / Environ.				17,000			17,000
Design				90,000			90,000
Right of Way							
Construction				315,000			315,000
Other							
<b>PROJECT TOTAL</b>	<b>0</b>	<b>0</b>	<b>0</b>	<b>422,000</b>	<b>0</b>	<b>0</b>	<b>422,000</b>

FUNDING SOURCE	Budget FY 2024/25	New Request FY 2025/26	New Request FY 2026/27	FY 2027/28	FY 2028/29	FY 2029/30 and Beyond	Total
<b>REVENUE TOTAL</b>	<b>0</b>	<b>0</b>	<b>0</b>	<b>422,000</b>	<b>0</b>	<b>0</b>	<b>422,000</b>



City of Moreno Valley  
 Capital Improvement Plan - Project Details  
 FYs 2025-2030 and Beyond

Moreno Beach Drive / Ironwood Avenue Traffic Signal

<b>Department / Division:</b> 70 - Public Works / 76 - PW - Transportation	<b>Project Priority:</b> Deferrable Start within 5 to 10 yrs	<b>Project Status:</b> On Hold - Unfunded	<b>Council District(s):</b> District 2
---	---	--	---

Schedule:

---



---



---



---



---



---



---



Project Description:

This project will relocate existing traffic signal equipment that is not at its ultimate location. The work would be undertaken at the same time that road widening occurs.

Justification or Significance of Improvement:

Modification of signalized intersections to place equipment at its ultimate location is a key component of completing the City's road infrastructure.

Estimated Maintenance Costs:

Annual average costs associated with traffic signal maintenance are approximately \$3,500 per traffic signal. Although actual maintenance costs may vary, this cost is based on the City's historical maintenance costs for traffic signals. Currently no new source has been identified to fund the maintenance of the new traffic signal(s) in this project.

Life-to-Date Expenditures Through FY 2023-24 0

PROJECT PHASE	Budget FY 2024/25	FY 25/26 - 26/27 Budget		FY 2027/28	FY 2028/29	FY 2029/30 and Beyond	Total
		New Request FY 2025/26	New Request FY 2026/27				
Prelim. Eng. / Environ.							
Design				72,000			72,000
Right of Way							
Construction				289,000			289,000
Other							
<b>PROJECT TOTAL</b>	<b>0</b>	<b>0</b>	<b>0</b>	<b>361,000</b>	<b>0</b>	<b>0</b>	<b>361,000</b>

FUNDING SOURCE	Budget FY 2024/25	New Request FY 2025/26	New Request FY 2026/27	FY 2027/28	FY 2028/29	FY 2029/30 and Beyond	Total
<b>REVENUE TOTAL</b>	<b>0</b>	<b>0</b>	<b>0</b>	<b>361,000</b>	<b>0</b>	<b>0</b>	<b>361,000</b>

City of Moreno Valley  
 Capital Improvement Plan - Project Details  
 FYs 2025-2030 and Beyond

Moreno Beach Drive / Cottonwood Avenue Traffic Signal

<b>Department / Division:</b> 70 - Public Works / 76 - PW - Transportation	<b>Project Priority:</b> Deferrable Start within 5 to 10 yrs	<b>Project Status:</b> On Hold - Unfunded	<b>Council District(s):</b> District 3
---	---	--	---

Schedule:



Project Description:

This project will relocate existing traffic signal equipment that is not at its ultimate location. The work would be undertaken at the same time that road widening occurs.

Justification or Significance of Improvement:

Modification of signalized intersections to place equipment at its ultimate location is a key component of completing the City's road infrastructure.

Estimated Maintenance Costs:

Annual average costs associated with traffic signal maintenance are approximately \$3,500 per traffic signal. Although actual maintenance costs may vary, this cost is based on the City's historical maintenance costs for traffic signals. Currently no new source has been identified to fund the maintenance of the new traffic signal(s) in this project.

Life-to-Date Expenditures Through FY 2023-24 0

PROJECT PHASE	Budget FY 2024/25	FY 25/26 - 26/27 Budget		FY 2027/28	FY 2028/29	FY 2029/30 and Beyond	Total
		New Request FY 2025/26	New Request FY 2026/27				
Prelim. Eng. / Environ.							
Design				72,000			72,000
Right of Way							
Construction				217,000			217,000
Other							
<b>PROJECT TOTAL</b>	<b>0</b>	<b>0</b>	<b>0</b>	<b>289,000</b>	<b>0</b>	<b>0</b>	<b>289,000</b>

FUNDING SOURCE	Budget FY 2024/25	New Request FY 2025/26	New Request FY 2026/27	FY 2027/28	FY 2028/29	FY 2029/30 and Beyond	Total
<b>REVENUE TOTAL</b>	<b>0</b>	<b>0</b>	<b>0</b>	<b>289,000</b>	<b>0</b>	<b>0</b>	<b>289,000</b>

City of Moreno Valley  
 Capital Improvement Plan - Project Details  
 FYs 2025-2030 and Beyond

Moreno Beach Drive / Alessandro Boulevard Traffic Signal

<b>Department / Division:</b>	<b>Project Priority:</b>	<b>Project Status:</b>	<b>Council District(s):</b>
70 - Public Works / 76 - PW - Transportation	Deferrable Start within 5 to 10 yrs	On Hold - Unfunded	District 3

Schedule:

---

---

---

---

---

---

---

---

---

---



Project Description:

This project will relocate existing traffic signal equipment that is not at its ultimate location. The work would be undertaken at the same time that road widening occurs.

Justification or Significance of Improvement:

Modification of signalized intersections to place equipment at its ultimate location is a key component of completing the City's road infrastructure.

Estimated Maintenance Costs:

Annual average costs associated with traffic signal maintenance are approximately \$3,500 per traffic signal. Although actual maintenance costs may vary, this cost is based on the City's historical maintenance costs for traffic signals. Currently no new source has been identified to fund the maintenance of the new traffic signal(s) in this project.

Life-to-Date Expenditures Through FY 2023-24 0

PROJECT PHASE	Budget FY 2024/25	FY 25/26 - 26/27 Budget		FY 2027/28	FY 2028/29	FY 2029/30 and Beyond	Total
		New Request FY 2025/26	New Request FY 2026/27				
Prelim. Eng. / Environ.							
Design				72,000			72,000
Right of Way							
Construction				289,000			289,000
Other							
<b>PROJECT TOTAL</b>	<b>0</b>	<b>0</b>	<b>0</b>	<b>361,000</b>	<b>0</b>	<b>0</b>	<b>361,000</b>

FUNDING SOURCE	Budget FY 2024/25	New Request FY 2025/26	New Request FY 2026/27	FY 2027/28	FY 2028/29	FY 2029/30 and Beyond	Total
<b>REVENUE TOTAL</b>	<b>0</b>	<b>0</b>	<b>0</b>	<b>361,000</b>	<b>0</b>	<b>0</b>	<b>361,000</b>

City of Moreno Valley  
 Capital Improvement Plan - Project Details  
 FYs 2025-2030 and Beyond

**Krameria Avenue / Indian Street Traffic Signal**

<b>Department / Division:</b> 70 - Public Works / 76 - PW - Transportation	<b>Project Priority:</b> Deferrable Start within 5 to 10 yrs	<b>Project Status:</b> On Hold - Unfunded	<b>Council District(s):</b> District 4
---	---	--	---

Schedule:

---



---



---



---



---



---



**Project Description:**  
 This project will signalize the intersection of Krameria Avenue / Indian Street. This intersection is included in the City's future traffic signal data base for signalization. Future traffic signals will be constructed at half-mile spacing.

**Justification or Significance of Improvement:**  
 This signal will be conditioned for design and construction either by the developers or by the City as the development occurs within the vicinity of this intersection. The traffic signal will be completed using DIF funds.

**Estimated Maintenance Costs:**  
 Annual average costs associated with traffic signal maintenance are approximately \$3,500 per traffic signal. Although actual maintenance costs may vary, this cost is based on the City's historical maintenance costs for traffic signals. Currently no new source has been identified to fund the maintenance of the new traffic signal(s) in this project.

Life-to-Date Expenditures Through FY 2023-24 0

PROJECT PHASE	Budget FY 2024/25	FY 25/26 - 26/27 Budget		FY 2027/28	FY 2028/29	FY 2029/30 and Beyond	Total
		New Request FY 2025/26	New Request FY 2026/27				
Prelim. Eng. / Environ.				17,000			17,000
Design				90,000			90,000
Right of Way							
Construction				315,000			315,000
Other							
<b>PROJECT TOTAL</b>	<b>0</b>	<b>0</b>	<b>0</b>	<b>422,000</b>	<b>0</b>	<b>0</b>	<b>422,000</b>

FUNDING SOURCE	Budget FY 2024/25	New Request FY 2025/26	New Request FY 2026/27	FY 2027/28	FY 2028/29	FY 2029/30 and Beyond	Total
<b>REVENUE TOTAL</b>	<b>0</b>	<b>0</b>	<b>0</b>	<b>422,000</b>	<b>0</b>	<b>0</b>	<b>422,000</b>

City of Moreno Valley  
 Capital Improvement Plan - Project Details  
 FYs 2025-2030 and Beyond

**Kitching Street / Globe Street Traffic Signal**

<b>Department / Division:</b>	<b>Project Priority:</b>	<b>Project Status:</b>	<b>Council District(s):</b>
70 - Public Works / 76 - PW - Transportation	Deferrable Start within 5 to 10 yrs	On Hold - Unfunded	District 4

Schedule:

---



---



---



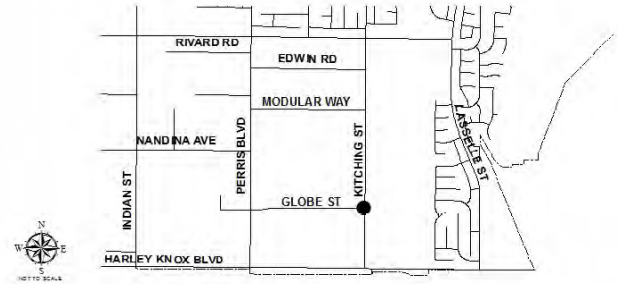
---



---



---



**Project Description:**

This project will signalize the intersection of Kitching Street / Globe Street. This intersection is included in the City's future traffic signal data base for signalization. The signalization would occur in conjunction with construction of a bridge over the storm drain channel to the south, connecting Kitching Street with Redlands Avenue in Perris.

**Justification or Significance of Improvement:**

This signal will be conditioned for design and construction either by the developers or by the City as the development occurs within the vicinity of this intersection. The traffic signal will be completed using DIF funds.

**Estimated Maintenance Costs:**

Annual average costs associated with traffic signal maintenance are approximately \$3,500 per traffic signal. Although actual maintenance costs may vary, this cost is based on the City's historical maintenance costs for traffic signals. Currently no new source has been identified to fund the maintenance of the new traffic signal(s) in this project.

Life-to-Date Expenditures Through FY 2023-24 0

PROJECT PHASE	Budget FY 2024/25	FY 25/26 - 26/27 Budget		FY 2027/28	FY 2028/29	FY 2029/30 and Beyond	Total
		New Request FY 2025/26	New Request FY 2026/27				
Prelim. Eng. / Environ.				17,000			17,000
Design				90,000			90,000
Right of Way							
Construction				315,000			315,000
Other							
<b>PROJECT TOTAL</b>	<b>0</b>	<b>0</b>	<b>0</b>	<b>422,000</b>	<b>0</b>	<b>0</b>	<b>422,000</b>

FUNDING SOURCE	Budget FY 2024/25	New Request FY 2025/26	New Request FY 2026/27	FY 2027/28	FY 2028/29	FY 2029/30 and Beyond	Total
<b>REVENUE TOTAL</b>	<b>0</b>	<b>0</b>	<b>0</b>	<b>422,000</b>	<b>0</b>	<b>0</b>	<b>422,000</b>

City of Moreno Valley  
 Capital Improvement Plan - Project Details  
 FYs 2025-2030 and Beyond

Kitching Street / Bay Avenue Traffic Signal

<b>Department / Division:</b>	<b>Project Priority:</b>	<b>Project Status:</b>	<b>Council District(s):</b>
70 - Public Works / 76 - PW - Transportation	Deferrable Start within 5 to 10 yrs	On Hold - Unfunded	District 1

Schedule:

---



---



---



---



---



---



---



**Project Description:**  
 This project would convert the existing all-way stop control to traffic signal control and remove the cross gutter across the west leg.

**Justification or Significance of Improvement:**  
 Installation of this traffic signal would remove an existing all-way stop.

**Estimated Maintenance Costs:**  
 Annual average costs associated with traffic signal maintenance are approximately \$3,500 per traffic signal. Although actual maintenance costs may vary, this cost is based on the City's historical maintenance costs for traffic signals. Currently no new source has been identified to fund the maintenance of the new traffic signal(s) in this project.

Life-to-Date Expenditures Through FY 2023-24 0

PROJECT PHASE	Budget FY 2024/25	FY 25/26 - 26/27 Budget		FY 2027/28	FY 2028/29	FY 2029/30 and Beyond	Total
		New Request FY 2025/26	New Request FY 2026/27				
Prelim. Eng. / Environ.							
Design				115,000			115,000
Right of Way							
Construction				433,000			433,000
Other							
<b>PROJECT TOTAL</b>	<b>0</b>	<b>0</b>	<b>0</b>	<b>548,000</b>	<b>0</b>	<b>0</b>	<b>548,000</b>

FUNDING SOURCE	Budget FY 2024/25	New Request FY 2025/26	New Request FY 2026/27	FY 2027/28	FY 2028/29	FY 2029/30 and Beyond	Total
<b>REVENUE TOTAL</b>	<b>0</b>	<b>0</b>	<b>0</b>	<b>548,000</b>	<b>0</b>	<b>0</b>	<b>548,000</b>

City of Moreno Valley  
 Capital Improvement Plan - Project Details  
 FYs 2025-2030 and Beyond

**John F. Kennedy Drive / Redlands Boulevard / Cactus Avenue Traffic Signal**

<b>Department / Division:</b>	<b>Project Priority:</b>	<b>Project Status:</b>	<b>Council District(s):</b>
70 - Public Works / 76 - PW - Transportation	Deferrable Start within 5 to 10 yrs	On Hold - Unfunded	District 3, District 4

Schedule:

---



---



---



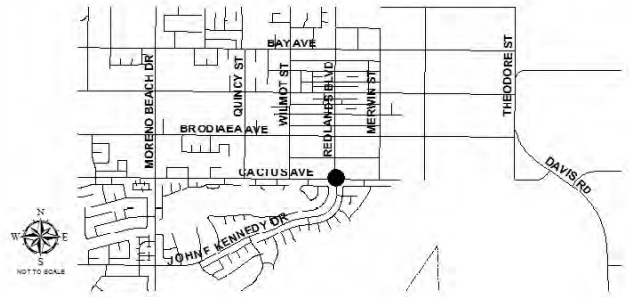
---



---



---



**Project Description:**  
 This project will signalize the intersection of John F. Kennedy Drive / Redlands Boulevard / Cactus Avenue. This intersection is included in the City’s future traffic signal data base for signalization. Future traffic signals will be constructed at half-mile spacing.

**Justification or Significance of Improvement:**  
 This signal will be conditioned for design and construction either by the developers or by the City as the development occurs within the vicinity of this intersection. The traffic signal will be completed using DIF funds.

**Estimated Maintenance Costs:**  
 Annual average costs associated with traffic signal maintenance are approximately \$3,500 per traffic signal. Although actual maintenance costs may vary, this cost is based on the City’s historical maintenance costs for traffic signals. Currently no new source has been identified to fund the maintenance of the new traffic signal(s) in this project.

Life-to-Date Expenditures Through FY 2023-24 0

PROJECT PHASE	Budget FY 2024/25	FY 25/26 - 26/27 Budget		FY 2027/28	FY 2028/29	FY 2029/30 and Beyond	Total
		New Request FY 2025/26	New Request FY 2026/27				
Prelim. Eng. / Environ.				17,000			17,000
Design				90,000			90,000
Right of Way							
Construction				315,000			315,000
Other							
<b>PROJECT TOTAL</b>	<b>0</b>	<b>0</b>	<b>0</b>	<b>422,000</b>	<b>0</b>	<b>0</b>	<b>422,000</b>

FUNDING SOURCE	Budget FY 2024/25	New Request FY 2025/26	New Request FY 2026/27	FY 2027/28	FY 2028/29	FY 2029/30 and Beyond	Total
<b>REVENUE TOTAL</b>	<b>0</b>	<b>0</b>	<b>0</b>	<b>422,000</b>	<b>0</b>	<b>0</b>	<b>422,000</b>



City of Moreno Valley  
 Capital Improvement Plan - Project Details  
 FYs 2025-2030 and Beyond

Ironwood Avenue / World Logistics Center Parkway Traffic Signal

<b>Department / Division:</b>	<b>Project Priority:</b>	<b>Project Status:</b>	<b>Council District(s):</b>
70 - Public Works / 76 - PW - Transportation	Deferrable Start within 5 to 10 yrs	On Hold - Unfunded	District 2

Schedule:

---



---



---



---



---



---



**Project Description:**

This project will signalize the intersection of Ironwood Avenue / World Logistics Center Parkway Traffic Signal. This intersection is included in the City’s future traffic signal data base for signalization. Future traffic signals will be constructed at half-mile spacing.

**Justification or Significance of Improvement:**

This signal will be conditioned for design and construction either by the developers or by the City as the development occurs within the vicinity of this intersection. The traffic signal will be completed using DIF funds.

**Estimated Maintenance Costs:**

Annual average costs associated with traffic signal maintenance are approximately \$3,500 per traffic signal. Although actual maintenance costs may vary, this cost is based on the City’s historical maintenance costs for traffic signals. Currently no new source has been identified to fund the maintenance of the new traffic signal(s) in this project.

Life-to-Date Expenditures Through FY 2023-24 0

PROJECT PHASE	Budget FY 2024/25	FY 25/26 - 26/27 Budget		FY 2027/28	FY 2028/29	FY 2029/30 and Beyond	Total
		New Request FY 2025/26	New Request FY 2026/27				
Prelim. Eng. / Environ.				17,000			17,000
Design				90,000			90,000
Right of Way							
Construction				315,000			315,000
Other							
<b>PROJECT TOTAL</b>	<b>0</b>	<b>0</b>	<b>0</b>	<b>422,000</b>	<b>0</b>	<b>0</b>	<b>422,000</b>

FUNDING SOURCE	Budget FY 2024/25	New Request FY 2025/26	New Request FY 2026/27	FY 2027/28	FY 2028/29	FY 2029/30 and Beyond	Total
<b>REVENUE TOTAL</b>	<b>0</b>	<b>0</b>	<b>0</b>	<b>422,000</b>	<b>0</b>	<b>0</b>	<b>422,000</b>

City of Moreno Valley  
 Capital Improvement Plan - Project Details  
 FYs 2025-2030 and Beyond

Ironwood Avenue / Sinclair Street Traffic Signal

<b>Department / Division:</b>	<b>Project Priority:</b>	<b>Project Status:</b>	<b>Council District(s):</b>
70 - Public Works / 76 - PW - Transportation	Deferrable Start within 5 to 10 yrs	On Hold - Unfunded	District 2

Schedule:

---



---



---



---



---



---



**Project Description:**  
 This project will signalize the intersection of Ironwood Avenue / Sinclair Street. This intersection is included in the City's future traffic signal data base for signalization. Future traffic signals will be constructed at half-mile spacing.

**Justification or Significance of Improvement:**  
 This signal will be conditioned for design and construction either by the developers or by the City as the development occurs within the vicinity of this intersection. The traffic signal will be completed using DIF funds.

**Estimated Maintenance Costs:**  
 Annual average costs associated with traffic signal maintenance are approximately \$3,500 per traffic signal. Although actual maintenance costs may vary, this cost is based on the City's historical maintenance costs for traffic signals. Currently no new source has been identified to fund the maintenance of the new traffic signal(s) in this project.

Life-to-Date Expenditures Through FY 2023-24 0

PROJECT PHASE	Budget FY 2024/25	FY 25/26 - 26/27 Budget		FY 2027/28	FY 2028/29	FY 2029/30 and Beyond	Total
		New Request FY 2025/26	New Request FY 2026/27				
Prelim. Eng. / Environ.				17,000			17,000
Design				90,000			90,000
Right of Way							
Construction				315,000			315,000
Other							
<b>PROJECT TOTAL</b>	<b>0</b>	<b>0</b>	<b>0</b>	<b>422,000</b>	<b>0</b>	<b>0</b>	<b>422,000</b>

FUNDING SOURCE	Budget FY 2024/25	New Request FY 2025/26	New Request FY 2026/27	FY 2027/28	FY 2028/29	FY 2029/30 and Beyond	Total
<b>REVENUE TOTAL</b>	<b>0</b>	<b>0</b>	<b>0</b>	<b>422,000</b>	<b>0</b>	<b>0</b>	<b>422,000</b>

City of Moreno Valley  
 Capital Improvement Plan - Project Details  
 FYs 2025-2030 and Beyond

**Ironwood Avenue / Quincy Street Traffic Signal**

<b>Department / Division:</b>	<b>Project Priority:</b>	<b>Project Status:</b>	<b>Council District(s):</b>
70 - Public Works / 76 - PW - Transportation	Deferrable Start within 5 to 10 yrs	On Hold - Unfunded	District 2

Schedule:

---



---



---



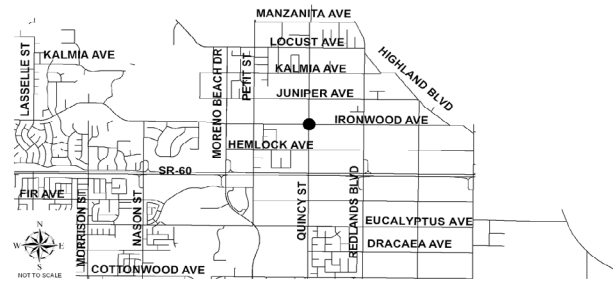
---



---



---



**Project Description:**

This project will signalize the intersection of Ironwood Avenue / Quincy Street. This intersection is included in the City's future traffic signal data base for signalization. Future traffic signals will be constructed at half-mile spacing.

**Justification or Significance of Improvement:**

This signal will be conditioned for design and construction either by the developers or by the City as the development occurs within the vicinity of this intersection. The traffic signal will be completed using DIF funds.

**Estimated Maintenance Costs:**

Annual average costs associated with traffic signal maintenance are approximately \$3,500 per traffic signal. Although actual maintenance costs may vary, this cost is based on the City's historical maintenance costs for traffic signals. Currently no new source has been identified to fund the maintenance of the new traffic signal(s) in this project.

Life-to-Date Expenditures Through FY 2023-24 0

PROJECT PHASE	Budget FY 2024/25	FY 25/26 - 26/27 Budget		FY 2027/28	FY 2028/29	FY 2029/30 and Beyond	Total
		New Request FY 2025/26	New Request FY 2026/27				
Prelim. Eng. / Environ.				17,000			17,000
Design				90,000			90,000
Right of Way							
Construction				315,000			315,000
Other							
<b>PROJECT TOTAL</b>	<b>0</b>	<b>0</b>	<b>0</b>	<b>422,000</b>	<b>0</b>	<b>0</b>	<b>422,000</b>

FUNDING SOURCE	Budget FY 2024/25	New Request FY 2025/26	New Request FY 2026/27	FY 2027/28	FY 2028/29	FY 2029/30 and Beyond	Total
<b>REVENUE TOTAL</b>	<b>0</b>	<b>0</b>	<b>0</b>	<b>422,000</b>	<b>0</b>	<b>0</b>	<b>422,000</b>

City of Moreno Valley  
 Capital Improvement Plan - Project Details  
 FYs 2025-2030 and Beyond

Ironwood Avenue / Avocado Lane Traffic Signal

<b>Department / Division:</b> 70 - Public Works / 76 - PW - Transportation	<b>Project Priority:</b> Deferrable Start within 5 to 10 yrs	<b>Project Status:</b> On Hold - Unfunded	<b>Council District(s):</b> District 2
---	---	--	---

Schedule:

---



---



---



---



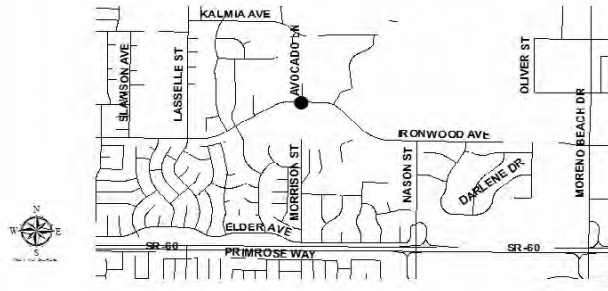
---



---



---



**Project Description:**  
 This project will signalize the intersection of Ironwood Avenue / Avocado Lane (or other nearby suitable intersection). This intersection is included in the City's future traffic signal data base for signalization. Future traffic signals will be constructed at half-mile spacing.

**Justification or Significance of Improvement:**  
 This signal will be conditioned for design and construction either by the developers or by the City as the development occurs within the vicinity of this intersection. The traffic signal will be completed using DIF funds. A traffic signal in the vicinity of Ironwood Avenue / Avocado Lane was identified as desirable during the preparation of an environmental document for the widening of Ironwood Avenue. Signalization would occur at such time as the need arises, and or in conjunction with road widening.

**Estimated Maintenance Costs:**  
 Annual average costs associated with traffic signal maintenance are approximately \$3,500 per traffic signal. Although actual maintenance costs may vary, this cost is based on the City's historical maintenance costs for traffic signals. Currently no new source has been identified to fund the maintenance of the new traffic signal(s) in this project.

Life-to-Date Expenditures Through FY 2023-24 0

PROJECT PHASE	Budget FY 2024/25	FY 25/26 - 26/27 Budget		FY 2027/28	FY 2028/29	FY 2029/30 and Beyond	Total
		New Request FY 2025/26	New Request FY 2026/27				
Prelim. Eng. / Environ.				17,000			17,000
Design				90,000			90,000
Right of Way							
Construction				315,000			315,000
Other							
<b>PROJECT TOTAL</b>	<b>0</b>	<b>0</b>	<b>0</b>	<b>422,000</b>	<b>0</b>	<b>0</b>	<b>422,000</b>

FUNDING SOURCE	Budget FY 2024/25	New Request FY 2025/26	New Request FY 2026/27	FY 2027/28	FY 2028/29	FY 2029/30 and Beyond	Total
<b>REVENUE TOTAL</b>	<b>0</b>	<b>0</b>	<b>0</b>	<b>422,000</b>	<b>0</b>	<b>0</b>	<b>422,000</b>

City of Moreno Valley  
 Capital Improvement Plan - Project Details  
 FYs 2025-2030 and Beyond

**Interconnect Installation**

<b>Department / Division:</b>	<b>Project Priority:</b>	<b>Project Status:</b>	<b>Council District(s):</b>
70 - Public Works / 76 - PW - Transportation	Deferrable Start within 5 to 10 yrs	On Hold - Unfunded	District 1, District 2, District 3, District 4

Schedule:

---



---



---



---



---



---



---

CITYWIDE

**Project Description:**

This project includes 111 miles of interconnect for traffic signals throughout the City until total buildout.

**Justification or Significance of Improvement:**

This project will guide deployment of an Advanced Traffic Management System.

**Estimated Maintenance Costs:**

Annual average costs associated with traffic signal maintenance are approximately \$3,500 per traffic signal. Although actual maintenance costs may vary, this cost is based on the City's historical maintenance costs for traffic signals. Currently no new source has been identified to fund the maintenance of the new traffic signal(s) in this project.

Life-to-Date Expenditures Through FY 2023-24 0

PROJECT PHASE	Budget FY 2024/25	FY 25/26 - 26/27 Budget		FY 2027/28	FY 2028/29	FY 2029/30 and Beyond	Total
		New Request FY 2025/26	New Request FY 2026/27				
Prelim. Eng. / Environ.				1,296,000			1,296,000
Design				3,168,000			3,168,000
Right of Way							
Construction				20,905,000			20,905,000
Other							
<b>PROJECT TOTAL</b>	<b>0</b>	<b>0</b>	<b>0</b>	<b>25,369,000</b>	<b>0</b>	<b>0</b>	<b>25,369,000</b>

FUNDING SOURCE	Budget FY 2024/25	New Request FY 2025/26	New Request FY 2026/27	FY 2027/28	FY 2028/29	FY 2029/30 and Beyond	Total
<b>REVENUE TOTAL</b>	<b>0</b>	<b>0</b>	<b>0</b>	<b>25,369,000</b>	<b>0</b>	<b>0</b>	<b>25,369,000</b>

City of Moreno Valley  
 Capital Improvement Plan - Project Details  
 FYs 2025-2030 and Beyond

Indian Street / Sundial Way Traffic Signal

<b>Department / Division:</b>	<b>Project Priority:</b>	<b>Project Status:</b>	<b>Council District(s):</b>
70 - Public Works / 76 - PW - Transportation	Deferrable Start within 5 to 10 yrs	On Hold - Unfunded	District 2

Schedule:

---

---

---

---

---

---

---

---

---

---



Project Description:

This project will signalize the intersection of Indian Street / Sundial Way. This intersection is included in the City's future traffic signal data base for signalization. Future traffic signals will be constructed at half-mile spacing.

Justification or Significance of Improvement:

This signal will be conditioned for design and construction either by the developers or by the City as the development occurs within the vicinity of this intersection. The traffic signal will be completed using DIF funds.

Estimated Maintenance Costs:

Annual average costs associated with traffic signal maintenance are approximately \$3,500 per traffic signal. Although actual maintenance costs may vary, this cost is based on the City's historical maintenance costs for traffic signals. Currently no new source has been identified to fund the maintenance of the new traffic signal(s) in this project.

Life-to-Date Expenditures Through FY 2023-24 0

PROJECT PHASE	Budget FY 2024/25	FY 25/26 - 26/27 Budget		FY 2027/28	FY 2028/29	FY 2029/30 and Beyond	Total
		New Request FY 2025/26	New Request FY 2026/27				
Prelim. Eng. / Environ.				17,000			17,000
Design				90,000			90,000
Right of Way							
Construction				315,000			315,000
Other							
<b>PROJECT TOTAL</b>	<b>0</b>	<b>0</b>	<b>0</b>	<b>422,000</b>	<b>0</b>	<b>0</b>	<b>422,000</b>

FUNDING SOURCE	Budget FY 2024/25	New Request FY 2025/26	New Request FY 2026/27	FY 2027/28	FY 2028/29	FY 2029/30 and Beyond	Total
<b>REVENUE TOTAL</b>	<b>0</b>	<b>0</b>	<b>0</b>	<b>422,000</b>	<b>0</b>	<b>0</b>	<b>422,000</b>

City of Moreno Valley  
 Capital Improvement Plan - Project Details  
 FYs 2025-2030 and Beyond

Indian Street / Hemlock Avenue Traffic Signal

<b>Department / Division:</b>	<b>Project Priority:</b>	<b>Project Status:</b>	<b>Council District(s):</b>
70 - Public Works / 76 - PW - Transportation	Deferrable Start within 5 to 10 yrs	On Hold - Unfunded	District 1

Schedule:

---



---



---



---



---



---



**Project Description:**

This project will relocate existing traffic signal equipment that is not at its ultimate location. The work would be undertaken at the same time that road widening occurs.

**Justification or Significance of Improvement:**

Modification of signalized intersections to place equipment at its ultimate location is a key component of completing the City's road infrastructure.

**Estimated Maintenance Costs:**

Annual average costs associated with traffic signal maintenance are approximately \$3,500 per traffic signal. Although actual maintenance costs may vary, this cost is based on the City's historical maintenance costs for traffic signals. Currently no new source has been identified to fund the maintenance of the new traffic signal(s) in this project.

Life-to-Date Expenditures Through FY 2023-24 0

PROJECT PHASE	Budget FY 2024/25	FY 25/26 - 26/27 Budget		FY 2027/28	FY 2028/29	FY 2029/30 and Beyond	Total
		New Request FY 2025/26	New Request FY 2026/27				
Prelim. Eng. / Environ.							
Design				72,000			72,000
Right of Way							
Construction				145,000			145,000
Other							
<b>PROJECT TOTAL</b>	<b>0</b>	<b>0</b>	<b>0</b>	<b>217,000</b>	<b>0</b>	<b>0</b>	<b>217,000</b>
FUNDING SOURCE	Budget FY 2024/25	New Request FY 2025/26	New Request FY 2026/27	FY 2027/28	FY 2028/29	FY 2029/30 and Beyond	Total
Unfunded Projects 808 XXXX UNF				217,000			217,000
<b>REVENUE TOTAL</b>	<b>0</b>	<b>0</b>	<b>0</b>	<b>217,000</b>	<b>0</b>	<b>0</b>	<b>217,000</b>



City of Moreno Valley  
 Capital Improvement Plan - Project Details  
 FYs 2025-2030 and Beyond

Heacock Street / Lake Summit Drive Traffic Signal

<b>Department / Division:</b>	<b>Project Priority:</b>	<b>Project Status:</b>	<b>Council District(s):</b>
70 - Public Works / 76 - PW - Transportation	Deferrable Start within 5 to 10 yrs	On Hold - Unfunded	District 2

Schedule:

---



---



---



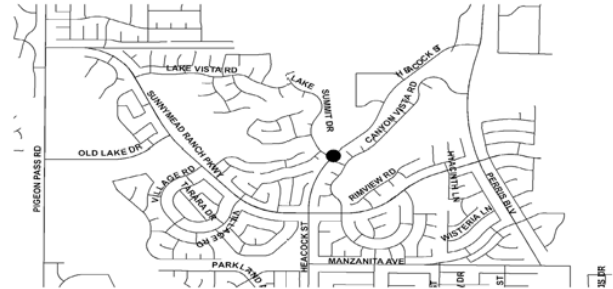
---



---



---



Project Description:

This project will signalize the intersection of Heacock Street / Lake Summit Drive. This intersection is included in the City's future traffic signal data base for signalization. Future traffic signals will be constructed at half-mile spacing.

Justification or Significance of Improvement:

This signal will be conditioned for design and construction either by the developers or by the City as the development occurs within the vicinity of this intersection. The traffic signal will be completed using DIF funds.

Estimated Maintenance Costs:

Annual average costs associated with traffic signal maintenance are approximately \$3,500 per traffic signal. Although actual maintenance costs may vary, this cost is based on the City's historical maintenance costs for traffic signals. Currently no new source has been identified to fund the maintenance of the new traffic signal(s) in this project.

Life-to-Date Expenditures Through FY 2023-24 0

PROJECT PHASE	Budget FY 2024/25	FY 25/26 - 26/27 Budget		FY 2027/28	FY 2028/29	FY 2029/30 and Beyond	Total
		New Request FY 2025/26	New Request FY 2026/27				
Prelim. Eng. / Environ.				17,000			17,000
Design				90,000			90,000
Right of Way							
Construction				315,000			315,000
Other							
<b>PROJECT TOTAL</b>	<b>0</b>	<b>0</b>	<b>0</b>	<b>422,000</b>	<b>0</b>	<b>0</b>	<b>422,000</b>

FUNDING SOURCE	Budget FY 2024/25	New Request FY 2025/26	New Request FY 2026/27	FY 2027/28	FY 2028/29	FY 2029/30 and Beyond	Total
<b>REVENUE TOTAL</b>	<b>0</b>	<b>0</b>	<b>0</b>	<b>422,000</b>	<b>0</b>	<b>0</b>	<b>422,000</b>



City of Moreno Valley  
 Capital Improvement Plan - Project Details  
 FYs 2025-2030 and Beyond

**Eucalyptus Avenue / Kitching Street Traffic Signal**

<b>Department / Division:</b> 70 - Public Works / 76 - PW - Transportation	<b>Project Priority:</b> Necessary Start within 1 to 3 yrs	<b>Project Status:</b> On Hold - Unfunded	<b>Council District(s):</b> District 3
---	---	--	---

Schedule:

---

---

---

---

---

---

---

---

---

---



**Project Description:**

This project constructed a portion of street improvements and proposes to install a traffic signal at the intersection of Kitching Street and Eucalyptus Avenue. The street improvements were completed in June 2009 to improve the intersection level of service but the traffic signal is deferred to the future. Street Construction: Completed Traffic Signal Construction: Deferred as dictated by traffic conditions. This project was previously funded as DIF Arterial Streets and Capital Projects.

**Justification or Significance of Improvement:**

The traffic signal improvements will facilitate traffic flow through the intersection.

**Estimated Maintenance Costs:**

Annual average costs associated with traffic signal maintenance are approximately \$3,500 per traffic signal. Although actual maintenance costs may vary, this cost is based on the City's historical maintenance costs for traffic signals. Currently no new source has been identified to fund the maintenance of the new traffic signal(s) in this project.

Life-to-Date Expenditures Through FY 2023-24 0

PROJECT PHASE	Budget FY 2024/25	FY 25/26 - 26/27 Budget		FY 2027/28	FY 2028/29	FY 2029/30 and Beyond	Total
		New Request FY 2025/26	New Request FY 2026/27				
Prelim. Eng. / Environ.				14,000			14,000
Design				29,000			29,000
Right of Way							
Construction				349,000			349,000
Other							
<b>PROJECT TOTAL</b>	<b>0</b>	<b>0</b>	<b>0</b>	<b>392,000</b>	<b>0</b>	<b>0</b>	<b>392,000</b>

FUNDING SOURCE	Budget FY 2024/25	New Request FY 2025/26	New Request FY 2026/27	FY 2027/28	FY 2028/29	FY 2029/30 and Beyond	Total
<b>REVENUE TOTAL</b>	<b>0</b>	<b>0</b>	<b>0</b>	<b>392,000</b>	<b>0</b>	<b>0</b>	<b>392,000</b>



City of Moreno Valley  
 Capital Improvement Plan - Project Details  
 FYs 2025-2030 and Beyond

**Encelia Avenue (formerly Eucalyptus Avenue) / World Logistics Center Parkway Traffic Signal**

<b>Department / Division:</b> 70 - Public Works / 76 - PW - Transportation	<b>Project Priority:</b> Deferrable Start within 5 to 10 yrs	<b>Project Status:</b> On Hold - Unfunded	<b>Council District(s):</b> District 3
---	---	--	---

Schedule:



**Project Description:**

This project will signalize the intersection of Encelia Avenue (formerly Eucalyptus Avenue) and World Logistics Center Parkway. This intersection is included in the City's future traffic signal data base for signalization. Future traffic signals will be constructed at half-mile spacing.

**Justification or Significance of Improvement:**

This signal will be conditioned for design and construction either by the developers or by the City as the development occurs within the vicinity of this intersection. The traffic signal will be completed using DIF funds.

**Estimated Maintenance Costs:**

Annual average costs associated with traffic signal maintenance are approximately \$3,500 per traffic signal. Although actual maintenance costs may vary, this cost is based on the City's historical maintenance costs for traffic signals. Currently no new source has been identified to fund the maintenance of the new traffic signal(s) in this project.

Life-to-Date Expenditures Through FY 2023-24 0

PROJECT PHASE	Budget FY 2024/25	FY 25/26 - 26/27 Budget		FY 2027/28	FY 2028/29	FY 2029/30 and Beyond	Total
		New Request FY 2025/26	New Request FY 2026/27				
Prelim. Eng. / Environ.				17,000			17,000
Design				90,000			90,000
Right of Way							
Construction				315,000			315,000
Other							
<b>PROJECT TOTAL</b>	<b>0</b>	<b>0</b>	<b>0</b>	<b>422,000</b>	<b>0</b>	<b>0</b>	<b>422,000</b>

FUNDING SOURCE	Budget FY 2024/25	New Request FY 2025/26	New Request FY 2026/27	FY 2027/28	FY 2028/29	FY 2029/30 and Beyond	Total
<b>REVENUE TOTAL</b>	<b>0</b>	<b>0</b>	<b>0</b>	<b>422,000</b>	<b>0</b>	<b>0</b>	<b>422,000</b>

City of Moreno Valley  
 Capital Improvement Plan - Project Details  
 FYs 2025-2030 and Beyond

Encilia Avenue (formerly Eucalyptus Avenue) / Redlands Boulevard Traffic Signal

<b>Department / Division:</b>	<b>Project Priority:</b>	<b>Project Status:</b>	<b>Council District(s):</b>
70 - Public Works / 76 - PW - Transportation	Deferrable Start within 5 to 10 yrs	On Hold - Unfunded	District 3

Schedule:

---

---

---

---

---

---

---

---

---

---



Project Description:

This project will signalize the intersection of Encilia Avenue (formerly Eucalyptus Avenue) / Redlands Boulevard. This intersection is included in the City’s future traffic signal data base for signalization. Future traffic signals will be constructed at half-mile spacing.

Justification or Significance of Improvement:

This signal will be conditioned for design and construction either by the developers or by the City as the development occurs within the vicinity of this intersection. The traffic signal will be completed using DIF funds.

Estimated Maintenance Costs:

Annual average costs associated with traffic signal maintenance are approximately \$3,500 per traffic signal. Although actual maintenance costs may vary, this cost is based on the City’s historical maintenance costs for traffic signals. Currently no new source has been identified to fund the maintenance of the new traffic signal(s) in this project.

Life-to-Date Expenditures Through FY 2023- 24 0

PROJECT PHASE	Budget FY 2024/25	FY 25/26 - 26/27 Budget		FY 2027/28	FY 2028/29	FY 2029/30 and Beyond	Total
		New Request FY 2025/26	New Request FY 2026/27				
Prelim. Eng. / Environ.				17,000			17,000
Design				90,000			90,000
Right of Way							
Construction				315,000			315,000
Other							
<b>PROJECT TOTAL</b>	<b>0</b>	<b>0</b>	<b>0</b>	<b>422,000</b>	<b>0</b>	<b>0</b>	<b>422,000</b>

FUNDING SOURCE	Budget FY 2024/25	New Request FY 2025/26	New Request FY 2026/27	FY 2027/28	FY 2028/29	FY 2029/30 and Beyond	Total
<b>REVENUE TOTAL</b>	<b>0</b>	<b>0</b>	<b>0</b>	<b>422,000</b>	<b>0</b>	<b>0</b>	<b>422,000</b>

City of Moreno Valley  
 Capital Improvement Plan - Project Details  
 FYs 2025-2030 and Beyond

**Encilia Avenue (formerly Eucalyptus Avenue) / Quincy Street Traffic Signal**

<b>Department / Division:</b>	<b>Project Priority:</b>	<b>Project Status:</b>	<b>Council District(s):</b>
70 - Public Works / 76 - PW - Transportation	Deferrable Start within 5 to 10 yrs	On Hold - Unfunded	District 3

Schedule:

---

---

---

---

---

---

---

---

---

---



**Project Description:**

This project will signalize the intersection of Encilia Avenue (formerly Eucalyptus Avenue) / Quincy Street. This intersection is included in the City’s future traffic signal data base for signalization. Future traffic signals will be constructed at half-mile spacing.

**Justification or Significance of Improvement:**

This signal will be conditioned for design and construction either by the developers or by the City as the development occurs within the vicinity of this intersection. The traffic signal will be completed using DIF funds.

**Estimated Maintenance Costs:**

Annual average costs associated with traffic signal maintenance are approximately \$3,500 per traffic signal. Although actual maintenance costs may vary, this cost is based on the City’s historical maintenance costs for traffic signals. Currently no new source has been identified to fund the maintenance of the new traffic signal(s) in this project.

Life-to-Date Expenditures Through FY 2023- 24 0

PROJECT PHASE	Budget FY 2024/25	FY 25/26 - 26/27 Budget		FY 2027/28	FY 2028/29	FY 2029/30 and Beyond	Total
		New Request FY 2025/26	New Request FY 2026/27				
Prelim. Eng. / Environ.				17,000			17,000
Design				90,000			90,000
Right of Way							
Construction				315,000			315,000
Other							
<b>PROJECT TOTAL</b>	<b>0</b>	<b>0</b>	<b>0</b>	<b>422,000</b>	<b>0</b>	<b>0</b>	<b>422,000</b>

FUNDING SOURCE	Budget FY 2024/25	New Request FY 2025/26	New Request FY 2026/27	FY 2027/28	FY 2028/29	FY 2029/30 and Beyond	Total
<b>REVENUE TOTAL</b>	<b>0</b>	<b>0</b>	<b>0</b>	<b>422,000</b>	<b>0</b>	<b>0</b>	<b>422,000</b>



City of Moreno Valley  
 Capital Improvement Plan - Project Details  
 FYs 2025-2030 and Beyond

Elder Avenue / Morrison Street Traffic Signal

<b>Department / Division:</b>	<b>Project Priority:</b>	<b>Project Status:</b>	<b>Council District(s):</b>
70 - Public Works / 76 - PW - Transportation	Deferrable Start within 5 to 10 yrs	On Hold - Unfunded	District 2

Schedule:

---

---

---

---

---

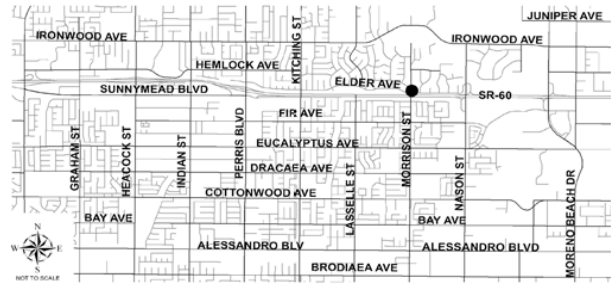
---

---

---

---

---



Project Description:

This project will signalize the intersection of Elder Avenue / Morrison Street. This intersection is included in the City's future traffic signal data base for signalization. Future traffic signals will be constructed at half-mile spacing.

Justification or Significance of Improvement:

This signal will be conditioned for design and construction either by the developers or by the City as the development occurs within the vicinity of this intersection. The traffic signal will be completed using DIF funds.

Estimated Maintenance Costs:

Annual average costs associated with traffic signal maintenance are approximately \$3,500 per traffic signal. Although actual maintenance costs may vary, this cost is based on the City's historical maintenance costs for traffic signals. Currently no new source has been identified to fund the maintenance of the new traffic signal(s) in this project.

Life-to-Date Expenditures Through FY 2023-24 0

PROJECT PHASE	Budget FY 2024/25	FY 25/26 - 26/27 Budget		FY 2027/28	FY 2028/29	FY 2029/30 and Beyond	Total
		New Request FY 2025/26	New Request FY 2026/27				
Prelim. Eng. / Environ.				17,000			17,000
Design				90,000			90,000
Right of Way							
Construction				315,000			315,000
Other							
<b>PROJECT TOTAL</b>	<b>0</b>	<b>0</b>	<b>0</b>	<b>422,000</b>	<b>0</b>	<b>0</b>	<b>422,000</b>

FUNDING SOURCE	Budget FY 2024/25	New Request FY 2025/26	New Request FY 2026/27	FY 2027/28	FY 2028/29	FY 2029/30 and Beyond	Total
<b>REVENUE TOTAL</b>	<b>0</b>	<b>0</b>	<b>0</b>	<b>422,000</b>	<b>0</b>	<b>0</b>	<b>422,000</b>

City of Moreno Valley  
 Capital Improvement Plan - Project Details  
 FYs 2025-2030 and Beyond

Elder Avenue / Lassel Street Traffic Signal

<b>Department / Division:</b>	<b>Project Priority:</b>	<b>Project Status:</b>	<b>Council District(s):</b>
70 - Public Works / 76 - PW - Transportation	Deferrable Start within 5 to 10 yrs	On Hold - Unfunded	District 2

Schedule:

---



---



---



---



---



---



---



Project Description:

This project will signalize the intersection of Elder Avenue / Lassel Street. This intersection is included in the City’s future traffic signal data base for signalization. Future traffic signals will be constructed at half-mile spacing.

Justification or Significance of Improvement:

This signal will be conditioned for design and construction either by the developers or by the City as the development occurs within the vicinity of this intersection. The traffic signal will be completed using DIF funds.

Estimated Maintenance Costs:

Annual average costs associated with traffic signal maintenance are approximately \$3,500 per traffic signal. Although actual maintenance costs may vary, this cost is based on the City’s historical maintenance costs for traffic signals. Currently no new source has been identified to fund the maintenance of the new traffic signal(s) in this project.

Life-to-Date Expenditures Through FY 2023- 24 0

PROJECT PHASE	Budget FY 2024/25	FY 25/26 - 26/27 Budget		FY 2027/28	FY 2028/29	FY 2029/30 and Beyond	Total
		New Request FY 2025/26	New Request FY 2026/27				
Prelim. Eng. / Environ.				17,000			17,000
Design				90,000			90,000
Right of Way							
Construction				315,000			315,000
Other							
<b>PROJECT TOTAL</b>	<b>0</b>	<b>0</b>	<b>0</b>	<b>422,000</b>	<b>0</b>	<b>0</b>	<b>422,000</b>

FUNDING SOURCE	Budget FY 2024/25	New Request FY 2025/26	New Request FY 2026/27	FY 2027/28	FY 2028/29	FY 2029/30 and Beyond	Total
<b>REVENUE TOTAL</b>	<b>0</b>	<b>0</b>	<b>0</b>	<b>422,000</b>	<b>0</b>	<b>0</b>	<b>422,000</b>

City of Moreno Valley  
 Capital Improvement Plan - Project Details  
 FYs 2025-2030 and Beyond

Elder Avenue / Kitching Street Traffic Signal

<b>Department / Division:</b>	<b>Project Priority:</b>	<b>Project Status:</b>	<b>Council District(s):</b>
70 - Public Works / 76 - PW - Transportation	Deferrable Start within 5 to 10 yrs	On Hold - Unfunded	District 2

Schedule:

---



---



---



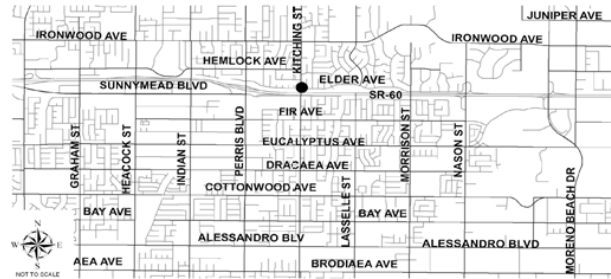
---



---



---



**Project Description:**

This project will signalize the intersection of Elder Avenue / Kitching Street. This intersection is included in the City's future traffic signal data base for signalization. Future traffic signals will be constructed at half-mile spacing.

**Justification or Significance of Improvement:**

This signal will be conditioned for design and construction either by the developers or by the City as the development occurs within the vicinity of this intersection. The traffic signal will be completed using DIF funds.

**Estimated Maintenance Costs:**

Annual average costs associated with traffic signal maintenance are approximately \$3,500 per traffic signal. Although actual maintenance costs may vary, this cost is based on the City's historical maintenance costs for traffic signals. Currently no new source has been identified to fund the maintenance of the new traffic signal(s) in this project.

Life-to-Date Expenditures Through FY 2023-24 0

PROJECT PHASE	Budget FY 2024/25	FY 25/26 - 26/27 Budget		FY 2027/28	FY 2028/29	FY 2029/30 and Beyond	Total
		New Request FY 2025/26	New Request FY 2026/27				
Prelim. Eng. / Environ.				17,000			17,000
Design				90,000			90,000
Right of Way							
Construction				315,000			315,000
Other							
<b>PROJECT TOTAL</b>	<b>0</b>	<b>0</b>	<b>0</b>	<b>422,000</b>	<b>0</b>	<b>0</b>	<b>422,000</b>

FUNDING SOURCE	Budget FY 2024/25	New Request FY 2025/26	New Request FY 2026/27	FY 2027/28	FY 2028/29	FY 2029/30 and Beyond	Total
<b>REVENUE TOTAL</b>	<b>0</b>	<b>0</b>	<b>0</b>	<b>422,000</b>	<b>0</b>	<b>0</b>	<b>422,000</b>

City of Moreno Valley  
 Capital Improvement Plan - Project Details  
 FYs 2025-2030 and Beyond

Day Street / Old 215 Frontage Road Traffic Signal

<b>Department / Division:</b> 70 - Public Works / 76 - PW - Transportation	<b>Project Priority:</b> Deferrable Start within 5 to 10 yrs	<b>Project Status:</b> On Hold - Unfunded	<b>Council District(s):</b> District 1
---	---	--	---

Schedule:

---

---

---

---

---

---

---

---

---

---



Project Description:

This project will signalize the intersection of Day Street / Old 215 Frontage Road. This intersection is included in the City's future traffic signal data base for signalization. Future traffic signals will be constructed at half-mile spacing.

Justification or Significance of Improvement:

This signal will be conditioned for design and construction either by the developers or by the City as the development occurs within the vicinity of this intersection. The traffic signal will be completed using DIF funds.

Estimated Maintenance Costs:

Annual average costs associated with traffic signal maintenance are approximately \$3,500 per traffic signal. Although actual maintenance costs may vary, this cost is based on the City's historical maintenance costs for traffic signals. Currently no new source has been identified to fund the maintenance of the new traffic signal(s) in this project.

Life-to-Date Expenditures Through FY 2023-24 0

PROJECT PHASE	Budget FY 2024/25	FY 25/26 - 26/27 Budget		FY 2027/28	FY 2028/29	FY 2029/30 and Beyond	Total
		New Request FY 2025/26	New Request FY 2026/27				
Prelim. Eng. / Environ.				17,000			17,000
Design				90,000			90,000
Right of Way							
Construction				315,000			315,000
Other							
<b>PROJECT TOTAL</b>	<b>0</b>	<b>0</b>	<b>0</b>	<b>422,000</b>	<b>0</b>	<b>0</b>	<b>422,000</b>

FUNDING SOURCE	Budget FY 2024/25	New Request FY 2025/26	New Request FY 2026/27	FY 2027/28	FY 2028/29	FY 2029/30 and Beyond	Total
<b>REVENUE TOTAL</b>	<b>0</b>	<b>0</b>	<b>0</b>	<b>422,000</b>	<b>0</b>	<b>0</b>	<b>422,000</b>

City of Moreno Valley  
 Capital Improvement Plan - Project Details  
 FYs 2025-2030 and Beyond

Day Street / Eucalyptus Avenue Traffic Signal

<b>Department / Division:</b>	<b>Project Priority:</b>	<b>Project Status:</b>	<b>Council District(s):</b>
70 - Public Works / 76 - PW - Transportation	Deferrable Start within 5 to 10 yrs	On Hold - Unfunded	District 1

Schedule:

---



---



---



---



---



---



Project Description:

This project will relocate existing traffic signal equipment that is not at its ultimate location. The work would be undertaken at the same time that road widening occurs.

Justification or Significance of Improvement:

Modification of signalized intersections to place equipment at its ultimate location is a key component of completing the City's road infrastructure.

Estimated Maintenance Costs:

Annual average costs associated with traffic signal maintenance are approximately \$3,500 per traffic signal. Although actual maintenance costs may vary, this cost is based on the City's historical maintenance costs for traffic signals. Currently no new source has been identified to fund the maintenance of the new traffic signal(s) in this project.

Life-to-Date Expenditures Through FY 2023-24 0

PROJECT PHASE	Budget FY 2024/25	FY 25/26 - 26/27 Budget		FY 2027/28	FY 2028/29	FY 2029/30 and Beyond	Total
		New Request FY 2025/26	New Request FY 2026/27				
Prelim. Eng. / Environ.							
Design				72,000			72,000
Right of Way							
Construction				217,000			217,000
Other							
<b>PROJECT TOTAL</b>	<b>0</b>	<b>0</b>	<b>0</b>	<b>289,000</b>	<b>0</b>	<b>0</b>	<b>289,000</b>

FUNDING SOURCE	Budget FY 2024/25	New Request FY 2025/26	New Request FY 2026/27	FY 2027/28	FY 2028/29	FY 2029/30 and Beyond	Total
<b>REVENUE TOTAL</b>	<b>0</b>	<b>0</b>	<b>0</b>	<b>289,000</b>	<b>0</b>	<b>0</b>	<b>289,000</b>

City of Moreno Valley  
 Capital Improvement Plan - Project Details  
 FYs 2025-2030 and Beyond

Day Street / Cottonwood Avenue Traffic Signal

<b>Department / Division:</b>	<b>Project Priority:</b>	<b>Project Status:</b>	<b>Council District(s):</b>
70 - Public Works / 76 - PW - Transportation	Deferrable Start within 5 to 10 yrs	On Hold - Unfunded	District 1

Schedule:

---

---

---

---

---

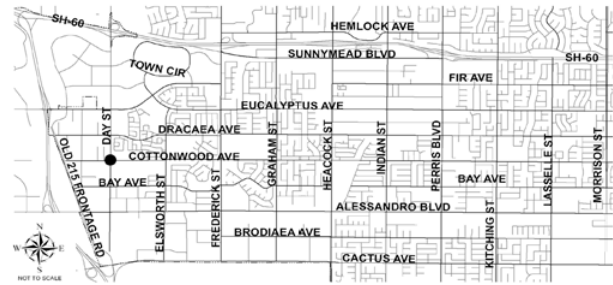
---

---

---

---

---



Project Description:

This project will relocate existing traffic signal equipment that is not at its ultimate location. The work would be undertaken at the same time that road widening occurs.

Justification or Significance of Improvement:

Modification of signalized intersections to place equipment at its ultimate location is a key component of completing the City's road infrastructure.

Estimated Maintenance Costs:

Annual average costs associated with traffic signal maintenance are approximately \$3,500 per traffic signal. Although actual maintenance costs may vary, this cost is based on the City's historical maintenance costs for traffic signals. Currently no new source has been identified to fund the maintenance of the new traffic signal(s) in this project.

Life-to-Date Expenditures Through FY 2023-24 0

PROJECT PHASE	Budget FY 2024/25	FY 25/26 - 26/27 Budget		FY 2027/28	FY 2028/29	FY 2029/30 and Beyond	Total
		New Request FY 2025/26	New Request FY 2026/27				
Prelim. Eng. / Environ.							
Design				36,000			36,000
Right of Way							
Construction				73,000			73,000
Other				36,000			36,000
<b>PROJECT TOTAL</b>	<b>0</b>	<b>0</b>	<b>0</b>	<b>145,000</b>	<b>0</b>	<b>0</b>	<b>145,000</b>
FUNDING SOURCE	Budget FY 2024/25	New Request FY 2025/26	New Request FY 2026/27	FY 2027/28	FY 2028/29	FY 2029/30 and Beyond	Total
Unfunded Projects 808 XXXX UNF				145,000			145,000
<b>REVENUE TOTAL</b>	<b>0</b>	<b>0</b>	<b>0</b>	<b>145,000</b>	<b>0</b>	<b>0</b>	<b>145,000</b>

City of Moreno Valley  
 Capital Improvement Plan - Project Details  
 FYs 2025-2030 and Beyond

Cottonwood Avenue / Redlands Boulevard Traffic Signal

<b>Department / Division:</b>	<b>Project Priority:</b>	<b>Project Status:</b>	<b>Council District(s):</b>
70 - Public Works / 76 - PW - Transportation	Deferrable Start within 5 to 10 yrs	On Hold - Unfunded	District 3

Schedule:

---



---



---



---



---



---



**Project Description:**

This project will relocate existing traffic signal equipment that is not at its ultimate location. The work would be undertaken at the same time that road widening occurs.

**Justification or Significance of Improvement:**

Modification of signalized intersections to place equipment at its ultimate location is a key component of completing the City's road infrastructure.

**Estimated Maintenance Costs:**

Annual average costs associated with traffic signal maintenance are approximately \$3,500 per traffic signal. Although actual maintenance costs may vary, this cost is based on the City's historical maintenance costs for traffic signals. Currently no new source has been identified to fund the maintenance of the new traffic signal(s) in this project.

Life-to-Date Expenditures Through FY 2023-24 0

PROJECT PHASE	Budget FY 2024/25	FY 25/26 - 26/27 Budget		FY 2027/28	FY 2028/29	FY 2029/30 and Beyond	Total
		New Request FY 2025/26	New Request FY 2026/27				
Prelim. Eng. / Environ.				17,000			17,000
Design				90,000			90,000
Right of Way							
Construction				315,000			315,000
Other							
<b>PROJECT TOTAL</b>	<b>0</b>	<b>0</b>	<b>0</b>	<b>422,000</b>	<b>0</b>	<b>0</b>	<b>422,000</b>

FUNDING SOURCE	Budget FY 2024/25	New Request FY 2025/26	New Request FY 2026/27	FY 2027/28	FY 2028/29	FY 2029/30 and Beyond	Total
<b>REVENUE TOTAL</b>	<b>0</b>	<b>0</b>	<b>0</b>	<b>422,000</b>	<b>0</b>	<b>0</b>	<b>422,000</b>



City of Moreno Valley  
 Capital Improvement Plan - Project Details  
 FYs 2025-2030 and Beyond

Cottonwood Avenue / Quincy Street Traffic Signal

<b>Department / Division:</b>	<b>Project Priority:</b>	<b>Project Status:</b>	<b>Council District(s):</b>
70 - Public Works / 76 - PW - Transportation	Deferrable Start within 5 to 10 yrs	On Hold - Unfunded	District 3

Schedule:

---

---

---

---

---

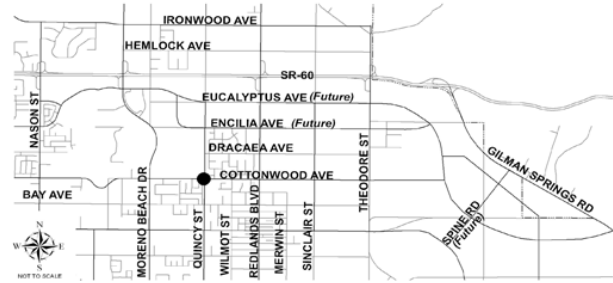
---

---

---

---

---



Project Description:

This project will signalize the intersection of Cottonwood Avenue / Quincy Street. This intersection is included in the City's future traffic signal data base for signalization. Future traffic signals will be constructed at half-mile spacing.

Justification or Significance of Improvement:

This signal will be conditioned for design and construction either by the developers or by the City as the development occurs within the vicinity of this intersection. The traffic signal will be completed using DIF funds.

Estimated Maintenance Costs:

Annual average costs associated with traffic signal maintenance are approximately \$3,500 per traffic signal. Although actual maintenance costs may vary, this cost is based on the City's historical maintenance costs for traffic signals. Currently no new source has been identified to fund the maintenance of the new traffic signal(s) in this project.

Life-to-Date Expenditures Through FY 2023- 24 0

PROJECT PHASE	Budget FY 2024/25	FY 25/26 - 26/27 Budget		FY 2027/28	FY 2028/29	FY 2029/30 and Beyond	Total
		New Request FY 2025/26	New Request FY 2026/27				
Prelim. Eng. / Environ.				17,000			17,000
Design				90,000			90,000
Right of Way							
Construction				315,000			315,000
Other							
<b>PROJECT TOTAL</b>	<b>0</b>	<b>0</b>	<b>0</b>	<b>422,000</b>	<b>0</b>	<b>0</b>	<b>422,000</b>

FUNDING SOURCE	Budget FY 2024/25	New Request FY 2025/26	New Request FY 2026/27	FY 2027/28	FY 2028/29	FY 2029/30 and Beyond	Total
<b>REVENUE TOTAL</b>	<b>0</b>	<b>0</b>	<b>0</b>	<b>422,000</b>	<b>0</b>	<b>0</b>	<b>422,000</b>

City of Moreno Valley  
 Capital Improvement Plan - Project Details  
 FYs 2025-2030 and Beyond

Cottonwood Avenue / Old 215 Frontage Road Traffic Signal

<b>Department / Division:</b>	<b>Project Priority:</b>	<b>Project Status:</b>	<b>Council District(s):</b>
70 - Public Works / 76 - PW - Transportation	Deferrable Start within 5 to 10 yrs	On Hold - Unfunded	District 1

Schedule:

---

---

---

---

---

---

---

---

---

---



Project Description:

This project will signalize the intersection of Cottonwood Avenue / Old 215 Frontage Road. This intersection is included in the City's future traffic signal data base for signalization. Future traffic signals will be constructed at half-mile spacing.

Justification or Significance of Improvement:

This signal will be conditioned for design and construction either by the developers or by the City as the development occurs within the vicinity of this intersection. The traffic signal will be completed using DIF funds.

Estimated Maintenance Costs:

Annual average costs associated with traffic signal maintenance are approximately \$3,500 per traffic signal. Although actual maintenance costs may vary, this cost is based on the City's historical maintenance costs for traffic signals. Currently no new source has been identified to fund the maintenance of the new traffic signal(s) in this project.

Life-to-Date Expenditures Through FY 2023-24 0

PROJECT PHASE	Budget FY 2024/25	FY 25/26 - 26/27 Budget		FY 2027/28	FY 2028/29	FY 2029/30 and Beyond	Total
		New Request FY 2025/26	New Request FY 2026/27				
Prelim. Eng. / Environ.				17,000			17,000
Design				90,000			90,000
Right of Way							
Construction				315,000			315,000
Other							
<b>PROJECT TOTAL</b>	<b>0</b>	<b>0</b>	<b>0</b>	<b>422,000</b>	<b>0</b>	<b>0</b>	<b>422,000</b>

FUNDING SOURCE	Budget FY 2024/25	New Request FY 2025/26	New Request FY 2026/27	FY 2027/28	FY 2028/29	FY 2029/30 and Beyond	Total
<b>REVENUE TOTAL</b>	<b>0</b>	<b>0</b>	<b>0</b>	<b>422,000</b>	<b>0</b>	<b>0</b>	<b>422,000</b>

City of Moreno Valley  
 Capital Improvement Plan - Project Details  
 FYs 2025-2030 and Beyond

Cottonwood Avenue / Elsworth Street Traffic Signal

<b>Department / Division:</b> 70 - Public Works / 76 - PW - Transportation	<b>Project Priority:</b> Deferrable Start within 5 to 10 yrs	<b>Project Status:</b> On Hold - Unfunded	<b>Council District(s):</b> District 1
---	---	--	---

Schedule:

---



---



---



---



---



---



---



**Project Description:**  
 This project will signalize the intersection of Cottonwood Avenue and Elsworth Street.

**Justification or Significance of Improvement:**  
 The installation of this traffic signal will remove an existing all-way stop.

**Estimated Maintenance Costs:**  
 Annual average costs associated with traffic signal maintenance are approximately \$3,500 per traffic signal. Although actual maintenance costs may vary, this cost is based on the City's historical maintenance costs for traffic signals. Currently no new source has been identified to fund the maintenance of the new traffic signal(s) in this project.

Life-to-Date Expenditures Through FY 2023-24 0

PROJECT PHASE	Budget FY 2024/25	FY 25/26 - 26/27 Budget			FY 2027/28	FY 2028/29	FY 2029/30 and Beyond	Total
		New Request FY 2025/26	New Request FY 2026/27					
Prelim. Eng. / Environ.								
Design								
Right of Way								
Construction								
Other				559,000			559,000	
<b>PROJECT TOTAL</b>	<b>0</b>	<b>0</b>	<b>0</b>	<b>559,000</b>	<b>0</b>	<b>0</b>	<b>559,000</b>	

FUNDING SOURCE	Budget FY 2024/25	New Request FY 2025/26	New Request FY 2026/27	FY 2027/28	FY 2028/29	FY 2029/30 and Beyond	Total
DIF Traffic Signal (2902) 808 XXXX 3302				224,000			224,000
<b>REVENUE TOTAL</b>	<b>0</b>	<b>0</b>	<b>0</b>	<b>559,000</b>	<b>0</b>	<b>0</b>	<b>559,000</b>

City of Moreno Valley  
 Capital Improvement Plan - Project Details  
 FYs 2025-2030 and Beyond

Alessandro Boulevard / Redlands Boulevard Traffic Signal

<b>Department / Division:</b>	<b>Project Priority:</b>	<b>Project Status:</b>	<b>Council District(s):</b>
70 - Public Works / 76 - PW - Transportation	Deferrable Start within 5 to 10 yrs	On Hold - Unfunded	District 3

Schedule:

---

---

---

---

---

---

---

---

---

---



Project Description:

This project will signalize the intersection of Alessandro Boulevard / Redlands Boulevard. This intersection is included in the City's future traffic signal data base for signalization. Future traffic signals will be constructed at half-mile spacing.

Justification or Significance of Improvement:

This signal will be conditioned for design and construction either by the developers or by the City as the development occurs within the vicinity of this intersection. The traffic signal will be completed using DIF funds.

Estimated Maintenance Costs:

Annual average costs associated with traffic signal maintenance are approximately \$3,500 per traffic signal. Although actual maintenance costs may vary, this cost is based on the City's historical maintenance costs for traffic signals. Currently no new source has been identified to fund the maintenance of the new traffic signal(s) in this project.

Life-to-Date Expenditures Through FY 2023-24 0

PROJECT PHASE	Budget FY 2024/25	FY 25/26 - 26/27 Budget		FY 2027/28	FY 2028/29	FY 2029/30 and Beyond	Total
		New Request FY 2025/26	New Request FY 2026/27				
Prelim. Eng. / Environ.				17,000			17,000
Design				90,000			90,000
Right of Way							
Construction				315,000			315,000
Other							
<b>PROJECT TOTAL</b>	<b>0</b>	<b>0</b>	<b>0</b>	<b>422,000</b>	<b>0</b>	<b>0</b>	<b>422,000</b>

FUNDING SOURCE	Budget FY 2024/25	New Request FY 2025/26	New Request FY 2026/27	FY 2027/28	FY 2028/29	FY 2029/30 and Beyond	Total
<b>REVENUE TOTAL</b>	<b>0</b>	<b>0</b>	<b>0</b>	<b>422,000</b>	<b>0</b>	<b>0</b>	<b>422,000</b>

City of Moreno Valley  
 Capital Improvement Plan - Project Details  
 FYs 2025-2030 and Beyond

Alessandro Boulevard / Quincy Street Traffic Signal

<b>Department / Division:</b>	<b>Project Priority:</b>	<b>Project Status:</b>	<b>Council District(s):</b>
70 - Public Works / 76 - PW - Transportation	Deferrable Start within 5 to 10 yrs	On Hold - Unfunded	District 3

Schedule:

---

---

---

---

---

---

---

---

---

---



Project Description:

This project will signalize the intersection of Alessandro Boulevard / Quincy Street. This intersection is included in the City's future traffic signal data base for signalization. Future traffic signals will be constructed at half-mile spacing.

Justification or Significance of Improvement:

This signal will be conditioned for design and construction either by the developers or by the City as the development occurs within the vicinity of this intersection. The traffic signal will be completed using DIF funds.

Estimated Maintenance Costs:

Annual average costs associated with traffic signal maintenance are approximately \$3,500 per traffic signal. Although actual maintenance costs may vary, this cost is based on the City's historical maintenance costs for traffic signals. Currently no new source has been identified to fund the maintenance of the new traffic signal(s) in this project.

Life-to-Date Expenditures Through FY 2023-24 0

PROJECT PHASE	Budget FY 2024/25	FY 25/26 - 26/27 Budget		FY 2027/28	FY 2028/29	FY 2029/30 and Beyond	Total
		New Request FY 2025/26	New Request FY 2026/27				
Prelim. Eng. / Environ.				17,000			17,000
Design				90,000			90,000
Right of Way							
Construction				315,000			315,000
Other							
<b>PROJECT TOTAL</b>	<b>0</b>	<b>0</b>	<b>0</b>	<b>422,000</b>	<b>0</b>	<b>0</b>	<b>422,000</b>

FUNDING SOURCE	Budget FY 2024/25	New Request FY 2025/26	New Request FY 2026/27	FY 2027/28	FY 2028/29	FY 2029/30 and Beyond	Total
<b>REVENUE TOTAL</b>	<b>0</b>	<b>0</b>	<b>0</b>	<b>422,000</b>	<b>0</b>	<b>0</b>	<b>422,000</b>

City of Moreno Valley  
 Capital Improvement Plan - Project Details  
 FYs 2025-2030 and Beyond

Alessandro Boulevard (Future) / Gilman Springs Road Traffic Signal

<b>Department / Division:</b>	<b>Project Priority:</b>	<b>Project Status:</b>	<b>Council District(s):</b>
70 - Public Works / 76 - PW - Transportation	Deferrable Start within 5 to 10 yrs	On Hold - Unfunded	District 3

Schedule:

---

---

---

---

---

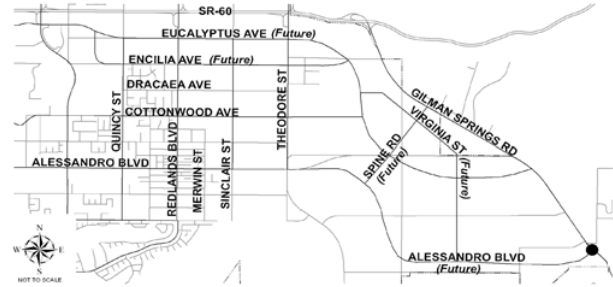
---

---

---

---

---



Project Description:

This project will signalize the intersection of Alessandro Boulevard (Future) / Gilman Springs Road. This intersection is included in the City's future traffic signal data base for signalization. Future traffic signals will be constructed at half-mile spacing.

Justification or Significance of Improvement:

This signal will be conditioned for design and construction either by the developers or by the City as the development occurs within the vicinity of this intersection. The traffic signal will be completed using DIF funds.

Estimated Maintenance Costs:

Annual average costs associated with traffic signal maintenance are approximately \$3,500 per traffic signal. Although actual maintenance costs may vary, this cost is based on the City's historical maintenance costs for traffic signals. Currently no new source has been identified to fund the maintenance of the new traffic signal(s) in this project.

Life-to-Date Expenditures Through FY 2023-24 0

PROJECT PHASE	Budget FY 2024/25	FY 25/26 - 26/27 Budget		FY 2027/28	FY 2028/29	FY 2029/30 and Beyond	Total
		New Request FY 2025/26	New Request FY 2026/27				
Prelim. Eng. / Environ.				17,000			17,000
Design				90,000			90,000
Right of Way							
Construction				315,000			315,000
Other							
<b>PROJECT TOTAL</b>	<b>0</b>	<b>0</b>	<b>0</b>	<b>422,000</b>	<b>0</b>	<b>0</b>	<b>422,000</b>

FUNDING SOURCE	Budget FY 2024/25	New Request FY 2025/26	New Request FY 2026/27	FY 2027/28	FY 2028/29	FY 2029/30 and Beyond	Total
<b>REVENUE TOTAL</b>	<b>0</b>	<b>0</b>	<b>0</b>	<b>422,000</b>	<b>0</b>	<b>0</b>	<b>422,000</b>

City of Moreno Valley  
 Capital Improvement Plan - Project Details  
 FYs 2025-2030 and Beyond

**Alessandro Boulevard / Day Street Traffic Signal**

<b>Department / Division:</b> 70 - Public Works / 76 - PW - Transportation	<b>Project Priority:</b> Deferrable Start within 5 to 10 yrs	<b>Project Status:</b> On Hold - Unfunded	<b>Council District(s):</b> District 1
---	---	--	---

Schedule:

---



---



---



---



---



---



---



**Project Description:**  
 This project will relocate existing traffic signal equipment that is not at its ultimate location and provide left turn phasing in the north/south direction. The work would be undertaken at the same time that road widening occurs.

**Justification or Significance of Improvement:**  
 Modification of signalized intersections to place equipment at its ultimate location is a key component of completing the City's road infrastructure.

**Estimated Maintenance Costs:**  
 Annual average costs associated with traffic signal maintenance are approximately \$3,500 per traffic signal. Although actual maintenance costs may vary, this cost is based on the City's historical maintenance costs for traffic signals. Currently no new source has been identified to fund the maintenance of the new traffic signal(s) in this project.

Life-to-Date Expenditures Through FY 2023-24 0

PROJECT PHASE	Budget FY 2024/25	FY 25/26 - 26/27 Budget		FY 2027/28	FY 2028/29	FY 2029/30 and Beyond	Total
		New Request FY 2025/26	New Request FY 2026/27				
Prelim. Eng. / Environ.							
Design				72,000			72,000
Right of Way							
Construction				145,000			145,000
Other							
<b>PROJECT TOTAL</b>	<b>0</b>	<b>0</b>	<b>0</b>	<b>217,000</b>	<b>0</b>	<b>0</b>	<b>217,000</b>

FUNDING SOURCE	Budget FY 2024/25	New Request FY 2025/26	New Request FY 2026/27	FY 2027/28	FY 2028/29	FY 2029/30 and Beyond	Total
<b>REVENUE TOTAL</b>	<b>0</b>	<b>0</b>	<b>0</b>	<b>217,000</b>	<b>0</b>	<b>0</b>	<b>217,000</b>





THIS PAGE INTENTIONALLY LEFT BLANK



# UNDERGROUND UTILITIES


CAPITAL IMPROVEMENT PLAN 2025/26 • 2026/27 / CITY OF MORENO VALLEY



# UNDERGROUND UTILITIES

CAPITAL IMPROVEMENT PLAN FY 2025-2030 AND BEYOND / CITY OF MORENO VALLEY

Unfunded Projects  
[Underground In-Lieu Fees](#)



THIS PAGE INTENTIONALLY LEFT BLANK

City of Moreno Valley  
 Capital Improvement Plan - Project Details  
 FYs 2025-2030 and Beyond

Underground In-Lieu Fees

<b>Department / Division:</b>	<b>Project Priority:</b>	<b>Project Status:</b>	<b>Council District(s):</b>
70 - Public Works / 29 - PW - Land Development	Deferrable Start within 5 to 10 yrs	On Hold - Unfunded	District 1, District 2, District 3, District 4

Schedule:

Street Name	Project Number	Collected	Street Name	Project Number	Collected
Alessandro Blvd	PA00-0017	\$8,265.00	Hemlock Ave	PM 28310	\$48,750.00
Alessandro Blvd	PA95-0084	\$12,500.00	Indian St	PM 31840	\$23,258.00
Cottonwood Ave	PA96-0114	\$4,000.00	Alessandro Blvd	PP 1406	\$13,791.22
Fir Ave/PerrisBl	PA99-0011	\$12,250.00	Sunnymead Blvd	PM 31989	\$43,901.24
Fir Ave	TR25956	\$46,126.50	Indian St	TR 31319	\$48,008.05
Alessandro Blvd/	PP 1222	\$137,725.92	Dunlavy Ct		
Frederick St			Ironwood Ave/	PA97-0045	\$23,375.00
Indian St	PA06-0109	\$17,175.00	Heacock St		
Alessandro Blvd/	PA96-0109	\$8,200.00	Perris Blvd/JFK	PM 25995	\$31,250.00
Frederick St			Nandina Ave	PA04-0168	\$47,908.00
Graham St	PA02-0102	\$46,702.00	Walnut Ct	PA05-0087	\$10,150.00
Cactus Ave			Eucalyptus Ave	PA05-0002	\$12,382.00
Eucalyptus Ave	PA05-0002	\$500.00	Pigeon Pass Rd	PA03-0103	\$35,028.00
Myers Ave	PA04-0130	\$3,136.00	Dracaea Ave	TR31431	\$52,235.68
Eucalyptus Ave	PP 1276	\$4,136.00	Cottonwood Ave	PA07-0036	\$95,748.00
Street	PA97-0029	\$10,000.00	Cottonwood Ave	PA06-0093	\$26,530.00
Myers Ave.	PA13-0045	\$41,060.00	Graham St	PA04-0199	\$12,862.00
			Redlands Blvd	PA06-0173	\$52,859.00

Project Description:

The underground utility in-lieu fees are collected to help underground overhead utilities. Streets with overhead utilities are prioritized by the Capital Projects Division. Overhead utilities are undergrounded based on the assigned street priority.

Justification or Significance of Improvement:

As there is no way to predict when and where development will occur, it is uncertain when the undergrounding of overhead utilities will occur. Overhead utilities on prioritized streets will be undergrounded as sufficient underground in-lieu of construction fees are collected.


Estimated Maintenance Costs:

Life-to-Date Expenditures Through FY 2023-24 0

PROJECT PHASE	Budget FY 2024/25	FY 25/26 - 26/27 Budget		FY 2027/28	FY 2028/29	FY 2029/30 and Beyond	Total
		New Request FY 2025/26	New Request FY 2026/27				
Prelim. Eng. / Environ.				268,000			268,000
Design				401,000			401,000
Right of Way				268,000			268,000
Construction				401,000			401,000
Other							
<b>PROJECT TOTAL</b>	<b>0</b>	<b>0</b>	<b>0</b>	<b>1,338,000</b>	<b>0</b>	<b>0</b>	<b>1,338,000</b>

FUNDING SOURCE	Budget FY 2024/25	New Request FY 2025/26	New Request FY 2026/27	FY 2027/28	FY 2028/29	FY 2029/30 and Beyond	Total
<b>REVENUE TOTAL</b>	<b>0</b>	<b>0</b>	<b>0</b>	<b>1,338,000</b>	<b>0</b>	<b>0</b>	<b>1,338,000</b>



THIS PAGE INTENTIONALLY LEFT BLANK





# OTHER



# OTHER


CAPITAL IMPROVEMENT PLAN FY 2025-2030 AND BEYOND / CITY OF MORENO VALLEY

## Unfunded Projects

[Citywide Private LTE Network](#)

[ERP System Replacement for Finance, Human Resources, and Payroll Departments](#)

[Wi-Fi Garden Expansion in Edgemont](#)



THIS PAGE INTENTIONALLY LEFT BLANK

City of Moreno Valley  
 Capital Improvement Plan - Project Details  
 FYs 2025-2030 and Beyond

Citywide Private LTE Network

<b>Department / Division:</b>	<b>Project Priority:</b>	<b>Project Status:</b>	<b>Council District(s):</b>
30 - Financial & Management Svcs / 39 - Technology Services	Desirable Start within 3 to 5 yrs	On Hold - Unfunded	District 1, District 2, District 3, District 4

Schedule:

Design July 2025 to September 2025

Advertise / Award November 2025 to February 2026

Construction March 2026 to December 2026

CITYWIDE

Project Description:

This project will build a private LTE communications system across the entire City to supplement existing fiber communications and facilitate providing residents with free Wi-Fi (Wi-Fi Gardens).

Justification or Significance of Improvement:

The City has experienced great success in providing residents with free Wi-Fi via the Wi-Fi Gardens for over two years. Meanwhile, it has researched the most cost effective way to spread Wi-Fi Gardens throughout the city. Establishing communications towers throughout the City and placing LTE radios on them, enables the City to use the resulting communications network for reaching all Parks and other public gathering places to extend the Wi-Fi Gardens. The network could also be used instead of contracting with commercial communications providers to keep those dollars in Moreno Valley.

Estimated Maintenance Costs:

After the initial implementation, it is estimated that it will cost \$100,000 per year to maintain the system.

Life-to-Date Expenditures Through FY 2023-24 0

PROJECT PHASE	Budget FY 2024/25	FY 25/26 - 26/27 Budget		FY 2027/28	FY 2028/29	FY 2029/30 and Beyond	Total
		New Request FY 2025/26	New Request FY 2026/27				
Prelim. Eng. / Environ.							
Design							
Right of Way							
Construction							
Other				3,693,000			3,693,000
<b>PROJECT TOTAL</b>	<b>0</b>	<b>0</b>	<b>0</b>	<b>3,693,000</b>	<b>0</b>	<b>0</b>	<b>3,693,000</b>

FUNDING SOURCE	Budget FY 2024/25	New Request FY 2025/26	New Request FY 2026/27	FY 2027/28	FY 2028/29	FY 2029/30 and Beyond	Total
810 XXXX UNF							
<b>REVENUE TOTAL</b>	<b>0</b>	<b>0</b>	<b>0</b>	<b>3,693,000</b>	<b>0</b>	<b>0</b>	<b>3,693,000</b>

City of Moreno Valley  
 Capital Improvement Plan - Project Details  
 FYs 2025-2030 and Beyond

**Wi-Fi Garden Expansion in Edgemont**

<b>Department / Division:</b> 30 - Financial & Management Svcs / 39 - Technology Services	<b>Project Priority:</b> Desirable Start within 3 to 5 yrs	<b>Project Status:</b> On Hold - Unfunded	<b>Council District(s):</b> District 1
--	---	--	---

Schedule:

---



---



---



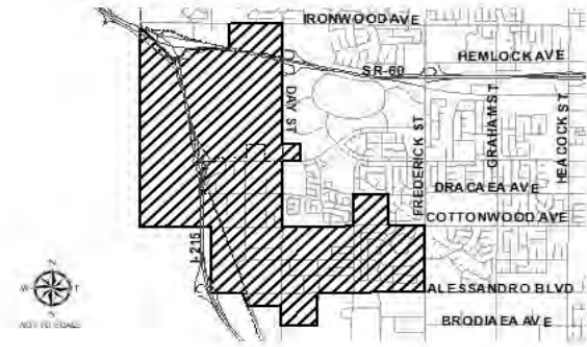
---



---



---



**Project Description:**  
 This project will install Wi-Fi transmitting equipment at strategic locations within the Edgemont area to increase the coverage of free Wi-Fi access for the community.

**Justification or Significance of Improvement:**  
 This project will provide greater coverage of free Wi-Fi for the residents in the Edgemont area.

**Estimated Maintenance Costs:**  
 It is estimated that the equipment used for Wi-Fi transmission will cost the City approximately \$100,000 per year to maintain the system.

Life-to-Date Expenditures Through FY 2023-24 0

PROJECT PHASE	Budget FY 2024/25	FY 25/26 - 26/27 Budget		FY 2027/28	FY 2028/29	FY 2029/30 and Beyond	Total
		New Request FY 2025/26	New Request FY 2026/27				
Prelim. Eng. / Environ.							
Design							
Right of Way							
Construction							
Other				10,000,000			10,000,000
<b>PROJECT TOTAL</b>	<b>0</b>	<b>0</b>	<b>0</b>	<b>10,000,000</b>	<b>0</b>	<b>0</b>	<b>10,000,000</b>

FUNDING SOURCE	Budget FY 2024/25	New Request FY 2025/26	New Request FY 2026/27	FY 2027/28	FY 2028/29	FY 2029/30 and Beyond	Total
<b>REVENUE TOTAL</b>	<b>0</b>	<b>0</b>	<b>0</b>	<b>10,000,000</b>	<b>0</b>	<b>0</b>	<b>10,000,000</b>



City of Moreno Valley  
 Capital Improvement Plan - Project Details  
 FYs 2025-2030 and Beyond

ERP System Replacement for Finance, Human Resources, and Payroll Departments

<b>Department / Division:</b>	<b>Project Priority:</b>	<b>Project Status:</b>	<b>Council District(s):</b>
30 - Financial & Management Svcs / 39 - Technology Services	Desirable Start within 3 to 5 yrs	On Hold - Unfunded	District 1, District 2, District 3, District 4

Schedule:

Design	July 2025 to September 2025
Advertise / Award	August 2025 to November 2025
Construction	January 2026 to December 2026

CITYWIDE

Project Description:

This project will replace the existing, on-premise, ERP (Enterprise Resource Planning, encompassing finance, human resources, and payroll functions) system with a newer system that is hosted in the cloud. The finance, human resources, and payroll features will be more advanced. FMS (Financial & Management Services) and Technology Services will utilize a consultant to formally define all the requirements, choose the appropriate technology to meet those requirements, then procure and implement the system.

Justification or Significance of Improvement:

This development company is advancing the technology of other products but not our ERP product. There are no plans to develop an acceptable cloud version of the existing ERP system. Therefore, the City will need to replace the existing system if it wants to move to a cloud system with features being continually modernized.

Estimated Maintenance Costs:

After implementation, \$50,000 a year is the anticipated maintenance cost.


Life-to-Date Expenditures Through FY 2023-24 0

PROJECT PHASE	Budget FY 2024/25	FY 25/26 - 26/27 Budget		FY 2027/28	FY 2028/29	FY 2029/30 and Beyond	Total
		New Request FY 2025/26	New Request FY 2026/27				
Prelim. Eng. / Environ.							
Design							
Right of Way							
Construction							
Other				5,000,000			5,000,000
<b>PROJECT TOTAL</b>	<b>0</b>	<b>0</b>	<b>0</b>	<b>5,000,000</b>	<b>0</b>	<b>0</b>	<b>5,000,000</b>

FUNDING SOURCE	Budget FY 2024/25	New Request FY 2025/26	New Request FY 2026/27	FY 2027/28	FY 2028/29	FY 2029/30 and Beyond	Total
810 XXXX UNF							
<b>REVENUE TOTAL</b>	<b>0</b>	<b>0</b>	<b>0</b>	<b>5,000,000</b>	<b>0</b>	<b>0</b>	<b>5,000,000</b>





THIS PAGE INTENTIONALLY LEFT BLANK



# COMPLETED PROJECTS

CAPITAL IMPROVEMENT PLAN 2025/26 • 2026/27 / CITY OF MORENO VALLEY



# COMPLETED PROJECTS

CAPITAL IMPROVEMENT PLAN FY 2025-2030 AND BEYOND / CITY OF MORENO VALLEY

## Streets and Highways

[Citywide Pavement Rehabilitation Program FY 21/22](#)  
[Citywide Pavement Rehabilitation Program FY 21/22 - 25/26 \(Arterial and Collector Streets\)](#)  
[Citywide Pavement Rehabilitation Program FY 22/23](#)  
[Citywide Pavement Rehabilitation Program FY 23/24](#)  
[Citywide Pavement Rehabilitation Program FY 26/27 - 30/31 \(Arterial and Collector Streets\)](#)  
[Juan Bautista de Anza Multi-Use Trail / Moreno Valley Mall to Iris Avenue - ATP 4](#)  
[SR-60 / Moreno Beach Drive Interchange \(Phase 2\)](#)

## Bridges

[SR-60 / Nason Street Overcrossing Bridge](#)

## Buildings

[Animal Shelter Expansion and Refurbishment Phase 1](#)  
[Grand Valley Ballroom Patio Lighting](#)  
[Roof Rehabilitation / Animal Shelter](#)

## Electric Utility


[Gas Switch Alternatives](#)  
[Moreno Beach Bridge Conduit](#)  
[Nason Street Loop Tie from Iris Avenue to Cactus Avenue](#)

## Parks

[Bikeway Enhancement North of Krameria Avenue and West of Kitching Street](#)  
[Cottonwood Golf Center Irrigation Improvements](#)  
[Cottonwood Golf Center Parking Lot](#)  
[Drinking Fountain Replacements at Various Parks](#)  
[Moreno Valley Bark Park](#)  
[Pickleball Court Resurfacing-Woodland Park](#)  
[Rancho Verde Park](#)  
[Replacement Playground Equipment](#)

## Other

[Citizen Engagement and Agenda Management](#)  
[Emergency Operation Center Modernization](#)  
[Moreno Valley Electric Vehicle Charging Infrastructure Master Plan](#)  
[Moreno Valley Supplementary Safety Improvement Plan - Phase II](#)  
[Transportation Demand Management \(TDM\) Plan](#)



THIS PAGE INTENTIONALLY LEFT BLANK

City of Moreno Valley  
 Capital Improvement Plan - Project Details  
 FYs 2025-2030 and Beyond

Citywide Pavement Rehabilitation Program FY 21/22

<b>Department / Division:</b>	<b>Project Priority:</b>	<b>Project Status:</b>	<b>Council District(s):</b>
70 - Public Works / 77 - PW - Capital Projects	Essential Start within 1 yr	Completed	District 1, District 2, District 3, District 4

Schedule:

Construction August 2022 to August 2023

CITYWIDE

Project Description:

This project is to provide pavement rehabilitation and pavement preservation for approximately 240 local street segments citywide. This project is funded by State Gas Tax (RMRA SB1) and Capital Project Reimbursement Funds (Fund 3008).  
 Construction: Completed in August 2023

Justification or Significance of Improvement:

The project utilizes different cost-effective treatments available to rehabilitate the existing street pavement. The project helps to extend the service life of the roadway.

Estimated Maintenance Costs:

Street maintenance is typically funded by Gas Tax and Measure A funds, and costs on average are approximately \$2.50 / square foot for grind and overlay and \$0.75 / square foot for slurry seal. Street maintenance costs over a 20-year period are estimated to average almost \$12,000 per 13-foot-wide lane mile per year. Street maintenance funding will be part of the deferred maintenance for the whole network.

Life-to-Date Expenditures Through FY 2023-24 7,920,336

PROJECT PHASE	Budget FY 2024/25	FY 25/26 - 26/27 Budget		FY 2027/28	FY 2028/29	FY 2029/30 and Beyond	Total
		New Request FY 2025/26	New Request FY 2026/27				
Prelim. Eng. / Environ.							
Design	100,000						
Right of Way							
Construction	1,338,930						
Other							
<b>PROJECT TOTAL</b>	<b>1,438,930</b>	<b>0</b>	<b>0</b>	<b>0</b>	<b>0</b>	<b>0</b>	<b>0</b>

FUNDING SOURCE	Budget FY 2024/25	New Request FY 2025/26	New Request FY 2026/27	FY 2027/28	FY 2028/29	FY 2029/30 and Beyond	Total
Capital Projects Reimbursements 801 0089 3008	1,169,785						
<b>REVENUE TOTAL</b>	<b>1,438,930</b>	<b>0</b>	<b>0</b>	<b>0</b>	<b>0</b>	<b>0</b>	<b>0</b>



City of Moreno Valley  
 Capital Improvement Plan - Project Details  
 FYs 2025-2030 and Beyond

**Citywide Pavement Rehabilitation Program FY 21/22 - 25/26 (Arterial and Collector Streets)**

<b>Department / Division:</b>	<b>Project Priority:</b>	<b>Project Status:</b>	<b>Council District(s):</b>
70 - Public Works / 77 - PW - Capital Projects	Essential Start within 1 yr	Completed	District 1, District 2, District 3, District 4

Schedule:

Construction July 2022 to May 2024

CITYWIDE

Project Description:

This project is to provide pavement rehabilitation and pavement preservation for approximately 66 arterial and collector street segments citywide. This project is funded by Capital Project Reimbursement Funds (Fund 3008).  
 Construction: Completed May 2024

Justification or Significance of Improvement:

Reimbursing EMWD for performing additional road work improvements at the same time its contractors are already performing road work is an efficient means of saving time and money.

Estimated Maintenance Costs:

Street maintenance is typically funded by Gas Tax and Measure A funds, and costs on average are approximately \$2.50 / square foot for grind and overlay and \$0.75 / square foot for slurry seal. Street maintenance costs over a 20-year period are estimated to average almost \$12,000 per 13-foot-wide lane mile per year. Street maintenance funding will be part of the deferred maintenance for the whole network.

Life-to-Date Expenditures Through FY 2023-24 20,310,249

PROJECT PHASE	Budget FY 2024/25	FY 25/26 - 26/27 Budget		FY 2027/28	FY 2028/29	FY 2029/30 and Beyond	Total
		New Request FY 2025/26	New Request FY 2026/27				
Prelim. Eng. / Environ.							
Design							
Right of Way							
Construction							
Other							
<b>PROJECT TOTAL</b>	<b>0</b>	<b>0</b>	<b>0</b>	<b>0</b>	<b>0</b>	<b>0</b>	<b>0</b>
FUNDING SOURCE	Budget FY 2024/25	New Request FY 2025/26	New Request FY 2026/27	FY 2027/28	FY 2028/29	FY 2029/30 and Beyond	Total
Capital Projects Reimbursements 801 0096 3008							
<b>REVENUE TOTAL</b>	<b>0</b>	<b>0</b>	<b>0</b>	<b>0</b>	<b>0</b>	<b>0</b>	<b>0</b>



City of Moreno Valley  
 Capital Improvement Plan - Project Details  
 FYs 2025-2030 and Beyond

Citywide Pavement Rehabilitation Program FY 22/23

<b>Department / Division:</b>	<b>Project Priority:</b>	<b>Project Status:</b>	<b>Council District(s):</b>
70 - Public Works / 77 - PW - Capital Projects	Essential Start within 1 yr	Completed	District 1, District 2, District 3, District 4

Schedule:

Construction      October 2023 to May 2024

CITYWIDE

Project Description:

This project is to provide pavement rehabilitation and pavement preservation for approximately 523 local street segments citywide. This project is funded by State Gas Tax (RMRA SB1), Measure A (Fund 2001) and Capital Project Reimbursement Funds (Fund 3008). Construction: Completed in May 2024

Justification or Significance of Improvement:

The project utilizes different cost-effective treatments available to rehabilitate the existing street pavement. The project helps to extend the service life of the roadway.

Estimated Maintenance Costs:

Street maintenance is typically funded by Gas Tax and Measure A funds, and costs on average are approximately \$2.50 / square foot for grind and overlay and \$0.75 / square foot for slurry seal. Street maintenance costs over a 20-year period are estimated to average almost \$12,000 per 13-foot-wide lane mile per year. Street maintenance funding will be part of the deferred maintenance for the whole network.

Life-to-Date Expenditures Through FY 2023-24 11,564,667

PROJECT PHASE	Budget FY 2024/25	FY 25/26 - 26/27 Budget		FY 2027/28	FY 2028/29	FY 2029/30 and Beyond	Total
		New Request FY 2025/26	New Request FY 2026/27				
Prelim. Eng. / Environ.							
Design							
Right of Way							
Construction	1,133,775						
Other							
<b>PROJECT TOTAL</b>	<b>1,133,775</b>	<b>0</b>	<b>0</b>	<b>0</b>	<b>0</b>	<b>0</b>	<b>0</b>

FUNDING SOURCE	Budget FY 2024/25	New Request FY 2025/26	New Request FY 2026/27	FY 2027/28	FY 2028/29	FY 2029/30 and Beyond	Total
Reimbursements 801 0090 3008							
State Gasoline Tax (RMRA SB1) 801 0090 2000A	845,704						
<b>REVENUE TOTAL</b>	<b>1,133,775</b>	<b>0</b>	<b>0</b>	<b>0</b>	<b>0</b>	<b>0</b>	<b>0</b>

City of Moreno Valley  
 Capital Improvement Plan - Project Details  
 FYs 2025-2030 and Beyond

**Citywide Pavement Rehabilitation Program FY 23/24**

<b>Department / Division:</b>	<b>Project Priority:</b>	<b>Project Status:</b>	<b>Council District(s):</b>
70 - Public Works / 77 - PW - Capital Projects	Essential Start within 1 yr	Completed	District 1, District 2, District 3, District 4

**Schedule:**

Construction August 2024 to March 2025

CITYWIDE

**Project Description:**

This project is to provide pavement rehabilitation and pavement preservation for approximately 66 arterial and collector street segments citywide. This project is funded by Capital Project Reimbursement Funds (Fund 3008).  
 Construction: Completed in March 2025

**Justification or Significance of Improvement:**

The project utilizes different cost-effective treatments available to rehabilitate the existing street pavement. The project helps to extend the service life of the roadway.

**Estimated Maintenance Costs:**

Street maintenance is typically funded by Gas Tax and Measure A funds, and costs on average are approximately \$2.50 / square foot for grind and overlay and \$0.75 / square foot for slurry seal. Street maintenance costs over a 20-year period are estimated to average almost \$12,000 per 13-foot-wide lane mile per year. Street maintenance funding will be part of the deferred maintenance for the whole network.

Life-to-Date Expenditures Through FY 2023-24 152,488

PROJECT PHASE	Budget FY 2024/25	FY 25/26 - 26/27 Budget		FY 2027/28	FY 2028/29	FY 2029/30 and Beyond	Total
		New Request FY 2025/26	New Request FY 2026/27				
Prelim. Eng. / Environ.							
Design	200,000						
Right of Way							
Construction	11,247,512						
Other							
<b>PROJECT TOTAL</b>	<b>11,447,512</b>	<b>0</b>	<b>0</b>	<b>0</b>	<b>0</b>	<b>0</b>	<b>0</b>
FUNDING SOURCE	Budget FY 2024/25	New Request FY 2025/26	New Request FY 2026/27	FY 2027/28	FY 2028/29	FY 2029/30 and Beyond	Total
State Gasoline Tax (RMRA SB1) 801 0101 2000A	4,847,512						
Capital Projects Reimbursements 801 0101 3008	6,350,000						
Other Grants 801 0101 2300	250,000						
<b>REVENUE TOTAL</b>	<b>11,447,512</b>	<b>0</b>	<b>0</b>	<b>0</b>	<b>0</b>	<b>0</b>	<b>0</b>

City of Moreno Valley  
 Capital Improvement Plan - Project Details  
 FYs 2025-2030 and Beyond

**Citywide Pavement Rehabilitation Program FY 26/27 - 30/31 (Arterial and Collector Streets)**

<b>Department / Division:</b>	<b>Project Priority:</b>	<b>Project Status:</b>	<b>Council District(s):</b>
70 - Public Works / 77 - PW - Capital Projects	Essential Start within 1 yr	Completed	District 1, District 2, District 3, District 4

Schedule:

Construction      November 2022 to October 2023

CITYWIDE

Project Description:

This project is to provide pavement rehabilitation and pavement preservation for approximately 66 arterial and collector street segments citywide. This project is funded by Capital Project Reimbursement Funds (Fund 3008).  
 Construction: Completed in October 2023

Justification or Significance of Improvement:

The project utilizes different cost-effective treatments available to rehabilitate the existing street pavement. The project helps to extend the service life of the roadway.

Estimated Maintenance Costs:

Street maintenance is typically funded by Gas Tax and Measure A funds, and costs on average are approximately \$2.50 / square foot for grind and overlay and \$0.75 / square foot for slurry seal. Street maintenance costs over a 20-year period are estimated to average almost \$12,000 per 13-foot-wide lane mile per year. Street maintenance funding will be part of the deferred maintenance for the whole network.

Life-to-Date Expenditures Through FY 2023-24 18,581,621

PROJECT PHASE	Budget FY 2024/25	FY 25/26 - 26/27 Budget		FY 2027/28	FY 2028/29	FY 2029/30 and Beyond	Total
		New Request FY 2025/26	New Request FY 2026/27				
Prelim. Eng. / Environ.							
Design							
Right of Way							
Construction							
Other							
<b>PROJECT TOTAL</b>	<b>0</b>	<b>0</b>	<b>0</b>	<b>0</b>	<b>0</b>	<b>0</b>	<b>0</b>
FUNDING SOURCE	Budget FY 2024/25	New Request FY 2025/26	New Request FY 2026/27	FY 2027/28	FY 2028/29	FY 2029/30 and Beyond	Total
Capital Projects Reimbursements 801 0097 3008							
<b>REVENUE TOTAL</b>	<b>0</b>	<b>0</b>	<b>0</b>	<b>0</b>	<b>0</b>	<b>0</b>	<b>0</b>

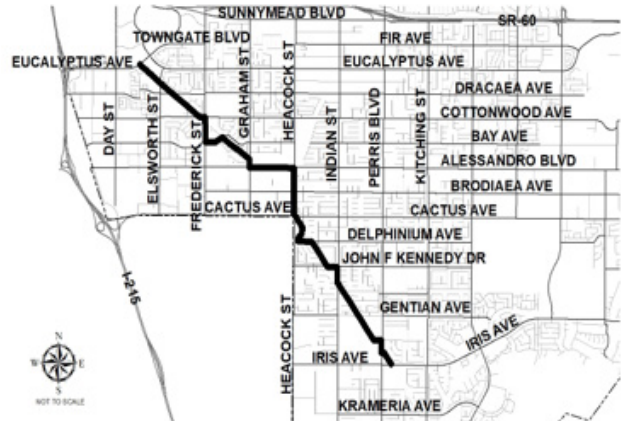
City of Moreno Valley  
 Capital Improvement Plan - Project Details  
 FYs 2025-2030 and Beyond

**Juan Bautista de Anza Multi-Use Trail / Moreno Valley Mall to Iris Avenue - ATP 4**

<b>Department / Division:</b>	<b>Project Priority:</b>	<b>Project Status:</b>	<b>Council District(s):</b>
70 - Public Works / 77 - PW - Capital Projects	Essential Start within 1 yr	Completed	District 1, District 3, District 4

**Schedule:**

Design	July 2020 to August 2022
Advertise / Award	September 2022 to December 2022
Construction	February 2023 to September 2024



**Project Description:**

This project will design and construct more than four-mile-long bicycle and pedestrian path segments of the Juan Bautista de Anza Multi-Use Trail from Moreno Valley Mall to Iris Avenue. The project is funded by the state's Active Transportation Program (ATP) Fund, Cycle 4.

Construction: Completed in September 2024

**Justification or Significance of Improvement:**

The project will expand recreational opportunities for Moreno Valley's residents.

**Estimated Maintenance Costs:**

Trail maintenance costs average approximately \$4,000 per acre per year based on budget information provided by the Parks Maintenance Division. Actual maintenance costs may vary depending on the size and amenities of the site.

Life-to-Date Expenditures Through FY 2023-24 6,781,367

PROJECT PHASE	Budget FY 2024/25	FY 25/26 - 26/27 Budget		FY 2027/28	FY 2028/29	FY 2029/30 and Beyond	Total
		New Request FY 2025/26	New Request FY 2026/27				
Prelim. Eng. / Environ.							
Design							
Right of Way							
Construction	1,621,630						
Other							
<b>PROJECT TOTAL</b>	<b>1,621,630</b>	<b>0</b>	<b>0</b>	<b>0</b>	<b>0</b>	<b>0</b>	<b>0</b>
FUNDING SOURCE	Budget FY 2024/25	New Request FY 2025/26	New Request FY 2026/27	FY 2027/28	FY 2028/29	FY 2029/30 and Beyond	Total
Capital Projects Grants 801 0086 2301	1,621,630						
<b>REVENUE TOTAL</b>	<b>1,621,630</b>	<b>0</b>	<b>0</b>	<b>0</b>	<b>0</b>	<b>0</b>	<b>0</b>



City of Moreno Valley  
 Capital Improvement Plan - Project Details  
 FYs 2025-2030 and Beyond

Life-to-Date Expenditures Through FY 2023-24 46,707,954

PROJECT PHASE	Budget FY 2024/25	FY 25/26 - 26/27 Budget		FY 2027/28	FY 2028/29	FY 2029/30 and Beyond	Total
		New Request FY 2025/26	New Request FY 2026/27				
Prelim. Eng. / Environ.							
Design							
Right of Way							
Construction	6,301,662						
Other							
<b>PROJECT TOTAL</b>	<b>6,301,662</b>	<b>0</b>	<b>0</b>	<b>0</b>	<b>0</b>	<b>0</b>	<b>0</b>

FUNDING SOURCE	Budget FY 2024/25	New Request		FY 2027/28	FY 2028/29	FY 2029/30 and Beyond	Total
		FY 2025/26	FY 2026/27				
DIF-Interchange Improvement (2911) 801 0021 70 77 3311	36,973						
Other Grants 801 0021 70 77 2300	592,409						
Facility Construction 801 0021 70 77 3000	1,377,887						
PW Capital Projects 801 0021 70 77 3002	2,013,625						
TUMF Capital Projects 801 0021 70 77 3003	2,280,768						
<b>REVENUE TOTAL</b>	<b>6,301,662</b>	<b>0</b>	<b>0</b>	<b>0</b>	<b>0</b>	<b>0</b>	<b>0</b>

City of Moreno Valley  
 Capital Improvement Plan - Project Details  
 FYs 2025-2030 and Beyond

SR-60 / Nason Street Overcrossing Bridge

<b>Department / Division:</b>	<b>Project Priority:</b>	<b>Project Status:</b>	<b>Council District(s):</b>
70 - Public Works / 77 - PW - Capital Projects	Essential Start within 1 yr	Completed	District 2, District 3

Schedule:

---



---



---



---



---



---



---



**Project Description:**

This project replaced the existing SR-60 / Nason Street two-lane bridge with a four-lane bridge, completed Nason Street improvements, installed a sound wall along Elder Avenue, and constructed associated work. This project is active while collecting full reimbursement from Western Riverside Council of Governments (WRCOG).

**Justification or Significance of Improvement:**

Expansion of the current facilities was needed due to traffic demand resulting from development in the area. This was a key project in the City's Economic Development Action Plan, in order to stimulate economic development activity.

**Estimated Maintenance Costs:**

Bridge improvement and routine maintenance costs are estimated to average almost \$1.20 per square foot per year. Bridge surface and street maintenance costs over a 20-year period are estimated to average almost \$12,000 per 13-foot-wide lane mile per year.

Life-to-Date Expenditures Through FY 2023-24 19,113,193

PROJECT PHASE	Budget FY 2024/25	FY 25/26 - 26/27 Budget		FY 2027/28	FY 2028/29	FY 2029/30 and Beyond	Total
		New Request FY 2025/26	New Request FY 2026/27				
Prelim. Eng. / Environ.							
Design							
Right of Way							
Construction	31,669						
Other							
<b>PROJECT TOTAL</b>	<b>31,669</b>	<b>0</b>	<b>0</b>	<b>0</b>	<b>0</b>	<b>0</b>	<b>0</b>
FUNDING SOURCE	Budget FY 2024/25	New Request FY 2025/26	New Request FY 2026/27	FY 2027/28	FY 2028/29	FY 2029/30 and Beyond	Total
Capital Projects	1,669						
Reimbursements							
802 0003 70 77 3008							
DIF-Interchange	30,000						
Improvement (2911)							
802 0003 70 77 3311							
<b>REVENUE TOTAL</b>	<b>31,669</b>	<b>0</b>	<b>0</b>	<b>0</b>	<b>0</b>	<b>0</b>	<b>0</b>



City of Moreno Valley  
 Capital Improvement Plan - Project Details  
 FYs 2025-2030 and Beyond

Grand Valley Ballroom Patio Lighting

<b>Department / Division:</b>	<b>Project Priority:</b>	<b>Project Status:</b>	<b>Council District(s):</b>
50 - Parks & Community Svcs / 57 - PCS - Parks	Essential Start within 1 yr	Completed	District 1

Schedule:

Construction April 2025 to June 2025



Project Description:

This project will install new lighting for the patio area at the Conference and Recreation Center Grand Valley Ballroom. The lighting will include ground-mounted pole and fixture Light Emitting Diode (LED) lighting to illuminate the Ballroom patio. The style of pole and fixture will complement the adjacent amphitheater. PCS led/managed project. Design: July 2023 Advertise / Award: Spring 2025 Construction: Summer 2025 completion expected by 6.30.25.

Justification or Significance of Improvement:

The Grand Valley Ballroom patio will be used to complement programming at the Amphitheater. The patio is currently not lit, and lighting is needed for evening and nighttime programming.

Estimated Maintenance Costs:

Annual average building maintenance costs are estimated at approximately \$10/SF. Although actual maintenance costs may vary, this estimate is based on an industry accepted standard maintenance cost. Funding sources also vary, depending on the type of building, but the primary source is Zone A (CFD No. 1 for newer parks).

Life-to-Date Expenditures Through FY 2023-24 0

PROJECT PHASE	Budget FY 2024/25	FY 25/26 - 26/27 Budget		FY 2027/28	FY 2028/29	FY 2029/30 and Beyond	Total
		New Request FY 2025/26	New Request FY 2026/27				
Prelim. Eng. / Environ.							
Design	50,000						
Right of Way							
Construction	150,000						
Other							
<b>PROJECT TOTAL</b>	<b>200,000</b>	<b>0</b>	<b>0</b>	<b>0</b>	<b>0</b>	<b>0</b>	<b>0</b>

FUNDING SOURCE	Budget FY 2024/25	FY 25/26 - 26/27 Budget		FY 2027/28	FY 2028/29	FY 2029/30 and Beyond	Total
		New Request FY 2025/26	New Request FY 2026/27				
Facility Construction 803 0051 3000	200,000						
<b>REVENUE TOTAL</b>	<b>200,000</b>	<b>0</b>	<b>0</b>	<b>0</b>	<b>0</b>	<b>0</b>	<b>0</b>

City of Moreno Valley  
 Capital Improvement Plan - Project Details  
 FYs 2025-2030 and Beyond

Gas Switch Alternatives

<b>Department / Division:</b> 70 - Public Works / 80 - FMS - Electric	<b>Project Priority:</b> Essential Start within 1 yr	<b>Project Status:</b> Completed	<b>Council District(s):</b> District 1
--	---	-------------------------------------	---

Schedule:

Design	March 2023 to April 2023
Construction	April 2024 to May 2024



**Project Description:**  
 This project will install solid dielectric switches as an alternative to gas switches at strategic locations along the Day Street Line Extension project. This will reduce the outages on existing customers when future projects get energized.

**Justification or Significance of Improvement:**  
 Installing switches to serve future development projects will eliminate outages to future customers.

**Estimated Maintenance Costs:**  
 Ongoing maintenance costs are built into Moreno Valley Utilities rate structure as part of the cost to serve.

Life-to-Date Expenditures Through FY 2023-24 463,853

PROJECT PHASE	Budget FY 2024/25	FY 25/26 - 26/27 Budget		FY 2027/28	FY 2028/29	FY 2029/30 and Beyond	Total
		New Request FY 2025/26	New Request FY 2026/27				
Prelim. Eng. / Environ.							
Design							
Right of Way							
Construction	223,646						
Other							
<b>PROJECT TOTAL</b>	<b>223,646</b>	<b>0</b>	<b>0</b>	<b>0</b>	<b>0</b>	<b>0</b>	<b>0</b>

FUNDING SOURCE	Budget FY 2024/25	New Request FY 2025/26	New Request FY 2026/27	FY 2027/28	FY 2028/29	FY 2029/30 and Beyond	Total
<b>REVENUE TOTAL</b>	<b>223,646</b>	<b>0</b>	<b>0</b>	<b>0</b>	<b>0</b>	<b>0</b>	<b>0</b>

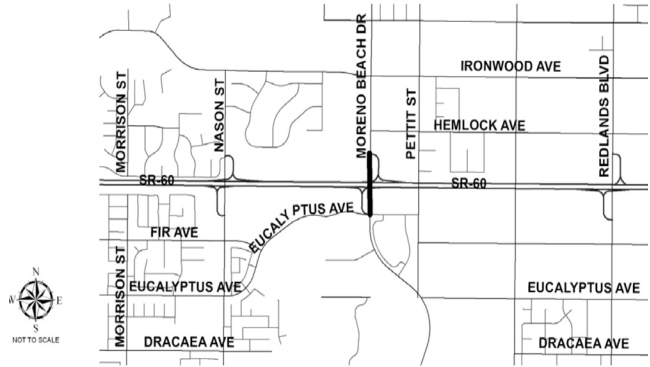
City of Moreno Valley  
 Capital Improvement Plan - Project Details  
 FYs 2025-2030 and Beyond

Moreno Beach Bridge Conduit

<b>Department / Division:</b>	<b>Project Priority:</b>	<b>Project Status:</b>	<b>Council District(s):</b>
70 - Public Works / 80 - FMS - Electric	Essential Start within 1 yr	Completed	District 2, District 3

Schedule:

Construction May 2021 to October 2023



Project Description:

This project is part of the SR-60 / Moreno Beach Drive Interchange (Phase 2) Project. The scope of this project includes installing conduits, street lights, and meter within the bridge crossing at Moreno Beach Bridge to serve future electrical load and increase system reliability.

Justification or Significance of Improvement:

This project improves the capacity of the MVU service territory and increases reliability for new developments.

Estimated Maintenance Costs:

Ongoing maintenance costs are built into Moreno Valley Utility's rate structure as part of the cost to serve.

Life-to-Date Expenditures Through FY 2023-24 774,379

PROJECT PHASE	Budget FY 2024/25	FY 25/26 - 26/27 Budget		FY 2027/28	FY 2028/29	FY 2029/30 and Beyond	Total
		New Request FY 2025/26	New Request FY 2026/27				
Prelim. Eng. / Environ.							
Design							
Right of Way							
Construction	125,619						
Other							
<b>PROJECT TOTAL</b>	<b>125,619</b>	<b>0</b>	<b>0</b>	<b>0</b>	<b>0</b>	<b>0</b>	<b>0</b>

FUNDING SOURCE	Budget FY 2024/25	New Request FY 2025/26	New Request FY 2026/27	FY 2027/28	FY 2028/29	FY 2029/30 and Beyond	Total
<b>REVENUE TOTAL</b>	<b>125,619</b>	<b>0</b>	<b>0</b>	<b>0</b>	<b>0</b>	<b>0</b>	<b>0</b>

City of Moreno Valley  
 Capital Improvement Plan - Project Details  
 FYs 2025-2030 and Beyond

Nason Street Loop Tie from Iris Avenue to Cactus Avenue

<b>Department / Division:</b> 70 - Public Works / 80 - FMS - Electric	<b>Project Priority:</b> Essential Start within 1 yr	<b>Project Status:</b> Completed	<b>Council District(s):</b> District 4
--	---	-------------------------------------	---

Schedule:

Design	January 2025 to March 2025
Advertise / Award	June 2024 to August 2024
Construction	March 2025 to April 2025



Project Description:

This project will install 5,557 LF of new cable and tie-in conduits along Nason Street from Iris Avenue to Cactus Avenue.

Justification or Significance of Improvement:

This will improve system reliability and provide a loop feed for the future development projects along Nason Street from Iris Avenue to Cactus Avenue.

Estimated Maintenance Costs:

Ongoing maintenance costs are built into Moreno Valley Utilities rate structure as part of the cost to serve.

Life-to-Date Expenditures Through FY 2023-24	18,245
--	--------

PROJECT PHASE	Budget FY 2024/25	FY 25/26 - 26/27 Budget		FY 2027/28	FY 2028/29	FY 2029/30 and Beyond	Total
		New Request FY 2025/26	New Request FY 2026/27				
Prelim. Eng. / Environ.							
Design							
Right of Way							
Construction	1,693,763						
Other							
<b>PROJECT TOTAL</b>	<b>1,693,763</b>	<b>0</b>	<b>0</b>	<b>0</b>	<b>0</b>	<b>0</b>	<b>0</b>

FUNDING SOURCE	Budget FY 2024/25	New Request FY 2025/26	New Request FY 2026/27	FY 2027/28	FY 2028/29	FY 2029/30 and Beyond	Total
<b>REVENUE TOTAL</b>	<b>1,693,763</b>	<b>0</b>	<b>0</b>	<b>0</b>	<b>0</b>	<b>0</b>	<b>0</b>

City of Moreno Valley  
 Capital Improvement Plan - Project Details  
 FYs 2025-2030 and Beyond

Cottonwood Golf Center Irrigation Improvements

<b>Department / Division:</b>	<b>Project Priority:</b>	<b>Project Status:</b>	<b>Council District(s):</b>
50 - Parks & Community Svcs / 57 - PCS - Parks	Essential Start within 1 yr	Completed	District 1

Schedule:

---



---



---



---



---



---



---



**Project Description:**

Replace the lumber constructed irrigation pump shack, the irrigation controllers, the drain line, and the main line. PCS led/managed project.

**Justification or Significance of Improvement:**

The pump shack has deteriorated over several decades and needs replacement to house the golf center’s irrigation pump and electrical. About one-third of the broken drain line was replaced several years ago. The rest of the drain line has degraded to the point of needing replacement. Irrigation controllers are outdated and inefficient. New controllers with modern technology provide significantly better water efficiency. The main line is degrading, requiring constant repair and requires replacement. Construction Completed: FY 17/18 - Pump shack and drain line Construction Completed: FY 19/20 - Irrigation Controllers Design Completed: FY 22/23 - Main line Construction: FY 2023/2024 - Main line. Project completed as of FY 24/25.

**Estimated Maintenance Costs:**

Annual park maintenance costs average approximately \$15,000 / acre based on budget information provided by the Parks Maintenance Division. Actual maintenance costs may vary depending on the size and amenities of the site. Maintenance will be funded from Zone A.

Life-to-Date Expenditures Through FY 2023-24 27,439

PROJECT PHASE	Budget FY 2024/25	FY 25/26 - 26/27 Budget		FY 2027/28	FY 2028/29	FY 2029/30 and Beyond	Total
		New Request FY 2025/26	New Request FY 2026/27				
Prelim. Eng. / Environ.							
Design							
Right of Way							
Construction							
Other							
<b>PROJECT TOTAL</b>	<b>0</b>	<b>0</b>	<b>0</b>	<b>0</b>	<b>0</b>	<b>0</b>	<b>0</b>

FUNDING SOURCE	Budget FY 2024/25	New Request FY 2025/26	New Request FY 2026/27	FY 2027/28	FY 2028/29	FY 2029/30 and Beyond	Total
Parks-Comm Serv Capital Projects 807 0045 3006							
<b>REVENUE TOTAL</b>	<b>0</b>	<b>0</b>	<b>0</b>	<b>0</b>	<b>0</b>	<b>0</b>	<b>0</b>

City of Moreno Valley  
 Capital Improvement Plan - Project Details  
 FYs 2025-2030 and Beyond

Drinking Fountain Replacements at Various Parks

<b>Department / Division:</b>	<b>Project Priority:</b>	<b>Project Status:</b>	<b>Council District(s):</b>
50 - Parks & Community Svcs / 57 - PCS - Parks	Essential Start within 1 yr	Completed	District 1, District 2, District 3, District 4

Schedule:

---



---



---



---



---



---



---

CITYWIDE

Project Description:

This project will replace drinking fountains at Celebration Park and Vista Lomas. PCS led/managed project. Construction Celebration Park: Completed Construction Vista Lomas Park: Completed Construction Rockridge, Patriot, and Shadow Mountain Parks: Completed Construction Towngate II and Cottonwood Staging Parks FY 22/23 Construction Adriene Mitchell, JFK, Victoriano, Pedronea, Woodland, and Parkue Amistad FY 23/24 Construction Towngate, Towngate II, Gateway, Sunnymead, Bayside, Dog Park FY 24/25. Project was completed in FY 24/25.

Justification or Significance of Improvement:

The existing drinking fountains at these parks have been damaged by vandalism over the years and replacement parts are difficult to find for these outdated units. The newer model is vandal-resistant.

Estimated Maintenance Costs:

Annual park maintenance costs average approximately \$15,000 / acre based on budget information provided by the Parks Maintenance Division. Actual maintenance costs may vary depending on the size and amenities of the site. Parks maintenance is typically funded by Zone A (CDF No. 1 for newer parks).

Life-to-Date Expenditures Through FY 2023-24 210,296

PROJECT PHASE	Budget FY 2024/25	FY 25/26 - 26/27 Budget		FY 2027/28	FY 2028/29	FY 2029/30 and Beyond	Total
		New Request FY 2025/26	New Request FY 2026/27				
Prelim. Eng. / Environ.							
Design							
Right of Way							
Construction	38,500						
Other							
<b>PROJECT TOTAL</b>	<b>38,500</b>	<b>0</b>	<b>0</b>	<b>0</b>	<b>0</b>	<b>0</b>	<b>0</b>

FUNDING SOURCE	Budget FY 2024/25	New Request FY 2025/26	New Request FY 2026/27	FY 2027/28	FY 2028/29	FY 2029/30 and Beyond	Total
807 0052 5113							
PCS Cap Proj (Quimby) (2019)	28,000						
807 0052 3016							
<b>REVENUE TOTAL</b>	<b>38,500</b>	<b>0</b>	<b>0</b>	<b>0</b>	<b>0</b>	<b>0</b>	<b>0</b>

City of Moreno Valley  
 Capital Improvement Plan - Project Details  
 FYs 2025-2030 and Beyond

Moreno Valley Bark Park

Department / Division:	Project Priority:	Project Status:	Council District(s):
50 - Parks & Community Svcs / 57 - PCS - Parks		Completed	District 1

Schedule:

---



---



---



---



---



---



Project Description:  
 This project is no longer needed as a new dog park project is in progress.

Justification or Significance of Improvement:  
 This project will add an additional dog park in the western area of the City. Currently Hound Town is the only dedicated dog park.

Estimated Maintenance Costs:  
 Annual park maintenance costs average \$19,000 / acre based on budget information provided by the Parks Maintenance Division. Actual maintenance costs may vary depending on the size and amenities of the site. Parks maintenance is typically funded by Zone A (CDF No. 1 for newer parks).

Life-to-Date Expenditures Through FY 2023-24 32,140

PROJECT PHASE	Budget FY 2024/25	FY 25/26 - 26/27 Budget		FY 2027/28	FY 2028/29	FY 2029/30 and Beyond	Total
		New Request FY 2025/26	New Request FY 2026/27				
Prelim. Eng. / Environ.							
Design	139,420						
Right of Way							
Construction							
Other							
<b>PROJECT TOTAL</b>	<b>139,420</b>	<b>0</b>	<b>0</b>	<b>0</b>	<b>0</b>	<b>0</b>	<b>0</b>

FUNDING SOURCE	Budget FY 2024/25	New Request FY 2025/26	New Request FY 2026/27	FY 2027/28	FY 2028/29	FY 2029/30 and Beyond	Total
<b>REVENUE TOTAL</b>	<b>139,420</b>	<b>0</b>	<b>0</b>	<b>0</b>	<b>0</b>	<b>0</b>	<b>0</b>



City of Moreno Valley  
 Capital Improvement Plan - Project Details  
 FYs 2025-2030 and Beyond

Rancho Verde Park

<b>Department / Division:</b> 50 - Parks & Community Svcs / 57 - PCS - Parks	<b>Project Priority:</b>	<b>Project Status:</b> Completed	<b>Council District(s):</b> District 4
---	--------------------------	-------------------------------------	---

Schedule:

---



---



---



---



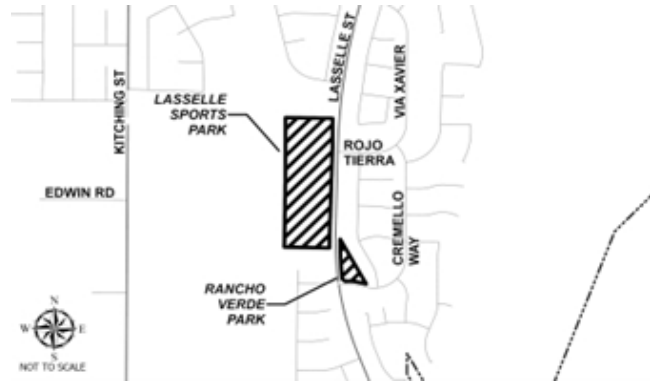
---



---



---



Project Description:

This project will assist with planning and permits regarding Rancho Verde Park, located at the eastern side of Lasselle Street and Cremello Way, as well as at Lasselle Sports Park. PCS led/managed project. Planning / Permits: July 2014 to December 2023  
 Construction: TBD based on permitting

Justification or Significance of Improvement:

This park is within the Moreno Valley Ranch Specific Plan. The funding will assist with contract compliance costs.

Estimated Maintenance Costs:

Annual park maintenance costs average approximately \$19,000 / acre based on budget information provided by the Parks Maintenance Division. Actual maintenance costs may vary depending on the size and amenities of the site. Parks maintenance is typically funded by Zone A (CDF No. 1 for newer parks).

Life-to-Date Expenditures Through FY 2023-24 27,274

PROJECT PHASE	Budget FY 2024/25	FY 25/26 - 26/27 Budget		FY 2027/28	FY 2028/29	FY 2029/30 and Beyond	Total
		New Request FY 2025/26	New Request FY 2026/27				
Prelim. Eng. / Environ.							
Design							
Right of Way							
Construction	156,180						
Other							
<b>PROJECT TOTAL</b>	<b>156,180</b>	<b>0</b>	<b>0</b>	<b>0</b>	<b>0</b>	<b>0</b>	<b>0</b>

FUNDING SOURCE	Budget FY 2024/25	New Request FY 2025/26	New Request FY 2026/27	FY 2027/28	FY 2028/29	FY 2029/30 and Beyond	Total
<b>REVENUE TOTAL</b>	<b>156,180</b>	<b>0</b>	<b>0</b>	<b>0</b>	<b>0</b>	<b>0</b>	<b>0</b>

City of Moreno Valley  
 Capital Improvement Plan - Project Details  
 FYs 2025-2030 and Beyond

Replacement Playground Equipment

<b>Department / Division:</b>	<b>Project Priority:</b>	<b>Project Status:</b>	<b>Council District(s):</b>
50 - Parks & Community Svcs / 57 - PCS - Parks	Essential Start within 1 yr	Completed	District 2, District 4

Schedule:

---



---



---



---



---



---



---



**Project Description:**  
 The purpose of this ongoing project is to replace aging playground equipment at parks throughout the City to comply with Consumer Product Safety Commission (CPSC) regulations. Additionally, adjacent accessibility repairs will be done to comply with current codes. PCS led/managed project. Construction completed: FY 18/19 - Westbluff Construction: FY 23/24 - Hidden Springs and Parque Amistad Construction: FY 24/25.

**Justification or Significance of Improvement:**  
 The playground equipment at some park sites is aging and needs to be replaced.

**Estimated Maintenance Costs:**  
 Annual park maintenance costs average approximately \$12,000 / acre based on budget information provided by the Parks Maintenance Division. Actual maintenance costs may vary depending on the size and amenities of the site. Parks maintenance is typically funded by Zone A (CDF No. 1 for newer parks).

Life-to-Date Expenditures Through FY 2023-24 1,488,604

PROJECT PHASE	Budget FY 2024/25	FY 25/26 - 26/27 Budget		FY 2027/28	FY 2028/29	FY 2029/30 and Beyond	Total
		New Request FY 2025/26	New Request FY 2026/27				
Prelim. Eng. / Environ.							
Design							
Right of Way							
Construction	220,610						
Other							
<b>PROJECT TOTAL</b>	<b>220,610</b>	<b>0</b>	<b>0</b>	<b>0</b>	<b>0</b>	<b>0</b>	<b>0</b>

FUNDING SOURCE	Budget FY 2024/25	New Request FY 2025/26	New Request FY 2026/27	FY 2027/28	FY 2028/29	FY 2029/30 and Beyond	Total
<b>REVENUE TOTAL</b>	<b>220,610</b>	<b>0</b>	<b>0</b>	<b>0</b>	<b>0</b>	<b>0</b>	<b>0</b>

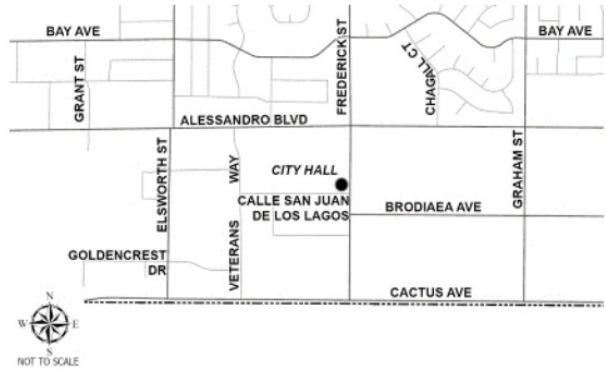
City of Moreno Valley  
 Capital Improvement Plan - Project Details  
 FYs 2025-2030 and Beyond

Citizen Engagement and Agenda Management

<b>Department / Division:</b>	<b>Project Priority:</b>	<b>Project Status:</b>	<b>Council District(s):</b>
30 - Financial & Management Svcs / 39 - Technology Services	Desirable Start within 3 to 5 yrs	Completed	District 1, District 2, District 3, District 4

Schedule:

Design	July 2025 to August 2025
Advertise / Award	
Construction	



**Project Description:**  
 Replacing an aged system that coordinates and manages the agenda preparation, distribution, reporting, retention, and citizen searches related to City Council and Planning Commission agendas and meetings. This includes the availability of agenda packets and viewing the video of each meeting.

**Justification or Significance of Improvement:**  
 The current system is reaching its end-of-life. The vendor has already stopped improving the system and has released all support staff who are knowledgeable in the product. The product is becoming increasingly unstable but is vital to important and mandated responsibilities of the City.

**Estimated Maintenance Costs:**  
 Once implemented, the system will require approximately \$65,000 per year in subscription services.

Life-to-Date Expenditures Through FY 2023-24 0

PROJECT PHASE	Budget FY 2024/25	FY 25/26 - 26/27 Budget		FY 2027/28	FY 2028/29	FY 2029/30 and Beyond	Total
		New Request FY 2025/26	New Request FY 2026/27				
Prelim. Eng. / Environ.							
Design							
Right of Way							
Construction							
Other							
<b>PROJECT TOTAL</b>	0	0	0	0	0	0	0

FUNDING SOURCE	Budget FY 2024/25	New Request FY 2025/26	New Request FY 2026/27	FY 2027/28	FY 2028/29	FY 2029/30 and Beyond	Total
<b>REVENUE TOTAL</b>	0	0	0	0	0	0	0

City of Moreno Valley  
 Capital Improvement Plan - Project Details  
 FYs 2025-2030 and Beyond

Emergency Operation Center Modernization

<b>Department / Division:</b>	<b>Project Priority:</b>	<b>Project Status:</b>	<b>Council District(s):</b>
40 - Fire / 47 - Fire - Office of Emergency Mgmt	Essential Start within 1 yr	Completed	District 1

Schedule:

---



---



---



---



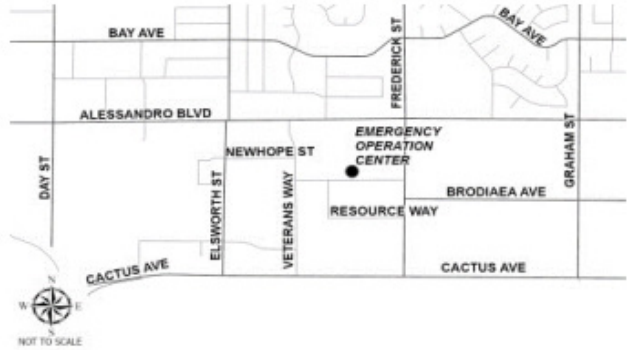
---



---



---



**Project Description:**

This project will upgrade and modernize the Emergency Operation Center (EOC) to include state-of-the art emergency response functionality with upgraded technology interfaces that will allow multiple emergency input types (cable TV, satellite TV, City camera system feed, Internet, etc.) from numerous input points throughout the City. Increased functionality will include wireless communication technology, additional viewing monitor displays, docking stations, layout tables, and help facilitate future upgrades. Installation: October 2023

**Justification or Significance of Improvement:**

The City EOC has not been upgraded in technology or design since its construction in 2010. Modern day functionality is crucial to ensure a fully functional facility during emergency response.

**Estimated Maintenance Costs:**

Maintenance is provided along with the equipment purchase for a period of two to six years at a cost of \$75,000 total.

Life-to-Date Expenditures Through FY 2023-24 600,910

PROJECT PHASE	Budget FY 2024/25	FY 25/26 - 26/27 Budget		FY 2027/28	FY 2028/29	FY 2029/30 and Beyond	Total
		New Request FY 2025/26	New Request FY 2026/27				
Prelim. Eng. / Environ.							
Design							
Right of Way							
Construction							
Other							
<b>PROJECT TOTAL</b>	<b>0</b>	<b>0</b>	<b>0</b>	<b>0</b>	<b>0</b>	<b>0</b>	<b>0</b>

FUNDING SOURCE	Budget FY 2024/25	New Request FY 2025/26	New Request FY 2026/27	FY 2027/28	FY 2028/29	FY 2029/30 and Beyond	Total
<b>REVENUE TOTAL</b>	<b>0</b>	<b>0</b>	<b>0</b>	<b>0</b>	<b>0</b>	<b>0</b>	<b>0</b>

City of Moreno Valley  
 Capital Improvement Plan - Project Details  
 FYs 2025-2030 and Beyond

Moreno Valley Supplementary Safety Improvement Plan - Phase II

<b>Department / Division:</b>	<b>Project Priority:</b>	<b>Project Status:</b>	<b>Council District(s):</b>
70 - Public Works / 76 - PW - Transportation	Essential Start within 1 yr	Completed	District 1, District 2, District 3, District 4

Schedule:

---



---



---



---



---



---



---



---

CITYWIDE

Project Description:

This project will allow the City of Moreno Valley to develop three supplemental safety plans which will enhance the City's comprehensive safety Action Plan currently under development. Supplemental planning activities will include the following modules: Commercial Vehicle Network Safety Plan, Safety Improvements at Signalized Intersections, and a School Route and a School Route and Pedestrian Safety.

Justification or Significance of Improvement:

This project provides a supplementary safety improvements to the City's traffic safety Action Plan that is currently under development by addressing three areas of concerns which includes developing a Commercial Vehicle Network Safety Plan, conducting a study of signalized intersections to reduce rear-end collisions at high incident locations, and improve school routes and pedestrian safety.

Estimated Maintenance Costs:

There is no maintenance costs associated with this project.

Life-to-Date Expenditures Through FY 2023-24 0

PROJECT PHASE	Budget FY 2024/25	FY 25/26 - 26/27 Budget		FY 2027/28	FY 2028/29	FY 2029/30 and Beyond	Total
		New Request FY 2025/26	New Request FY 2026/27				
Prelim. Eng. / Environ.							
Design							
Right of Way							
Construction							
Other	715,000						
<b>PROJECT TOTAL</b>	<b>715,000</b>	<b>0</b>	<b>0</b>	<b>0</b>	<b>0</b>	<b>0</b>	<b>0</b>

FUNDING SOURCE	Budget FY 2024/25	New Request FY 2025/26	New Request FY 2026/27	FY 2027/28	FY 2028/29	FY 2029/30 and Beyond	Total
810 0024 2001							
Capital Projects Grants	572,000						
810 0024 2301							
<b>REVENUE TOTAL</b>	<b>715,000</b>	<b>0</b>	<b>0</b>	<b>0</b>	<b>0</b>	<b>0</b>	<b>0</b>

City of Moreno Valley  
 Capital Improvement Plan - Project Details  
 FYs 2025-2030 and Beyond

**Transportation Demand Management (TDM) Plan**

<b>Department / Division:</b>	<b>Project Priority:</b>	<b>Project Status:</b>	<b>Council District(s):</b>
70 - Public Works / 76 - PW - Transportation	Essential Start within 1 yr	Completed	District 1, District 2, District 3, District 4

Schedule:

---



---



---



---



---



---



---

CITYWIDE

**Project Description:**

The overall objectives of transportation demand management strategies include the following: reduction of traffic congestion, conservation of energy and the reduction of emissions, the improvement of community health and fitness levels, achievement of equity, reduction of parking problems, the enhancement of community safety, aiding commuters in rural areas, and making alternative transportation methods more affordable—to name a few. In short, the purpose of Traffic Demand Management is to manage the way people get around, reduce the number of vehicles on the road, improve the environment, and aid in municipal planning and urban design. Thus, these strategies outlined in the Transportation Demand Management Plan will address the urgent concern to address the current challenges regarding the methodology to plan strategically.

Justification or Significance of Improvement:

Estimated Maintenance Costs:

\$0.00

Life-to-Date Expenditures Through FY 2023-24

242

PROJECT PHASE	Budget FY 2024/25	FY 25/26 - 26/27 Budget		FY 2027/28	FY 2028/29	FY 2029/30 and Beyond	Total
		New Request FY 2025/26	New Request FY 2026/27				
Prelim. Eng. / Environ.							
Design							
Right of Way							
Construction							
Other	135,305						
<b>PROJECT TOTAL</b>	<b>135,305</b>	<b>0</b>	<b>0</b>	<b>0</b>	<b>0</b>	<b>0</b>	<b>0</b>
FUNDING SOURCE	Budget FY 2024/25	New Request FY 2025/26	New Request FY 2026/27	FY 2027/28	FY 2028/29	FY 2029/30 and Beyond	Total
General Fund	15,305						
810 0025 1010							
Capital Projects Grants	120,000						
810 0025 2301							
<b>REVENUE TOTAL</b>	<b>135,305</b>	<b>0</b>	<b>0</b>	<b>0</b>	<b>0</b>	<b>0</b>	<b>0</b>

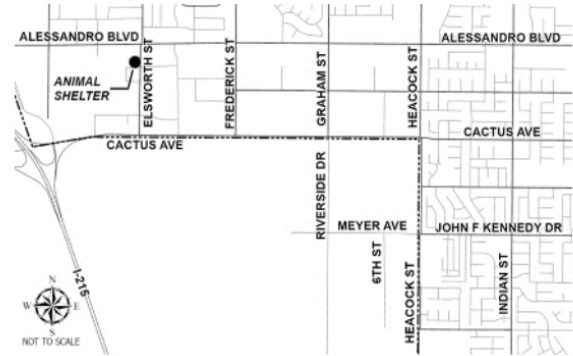
City of Moreno Valley  
 Capital Improvement Plan - Project Details  
 FYs 2025-2030 and Beyond

Animal Shelter Expansion and Refurbishment Phase 1

<b>Department / Division:</b>	<b>Project Priority:</b>	<b>Project Status:</b>	<b>Council District(s):</b>
70 - Public Works / 40 - Fleet & Facilities	Essential Start within 1 yr	Completed	District 1

Schedule:

Construction July 2023 to December 2024



Project Description:

This project will include an expansion of existing animal shelter facilities, new amenities, and refurbishment of existing amenities. The project consists of four phases: Phase 1 - Patio expansion, FY 23/24 Phase 2 - New perimeter block wall, FY 24/25 Phase 3 - Building expansion, FY 25/26 Phase 4 - Refurbishment, FY 26/27

Justification or Significance of Improvement:

Improving the quality of the existing animal shelter and its amenities is key to a growing community and meeting the increasing need to shelter more animals for adoption.

Estimated Maintenance Costs:

Annual average building maintenance costs are estimated at approximately \$10/SF. Although actual maintenance costs may vary, this estimated cost is based on an industry accepted standard maintenance cost. Funding sources also vary, depending on the type of building, but the primary source is the General Fund.

Life-to-Date Expenditures Through FY 2023-24 346,763

PROJECT PHASE	Budget FY 2024/25	FY 25/26 - 26/27 Budget		FY 2027/28	FY 2028/29	FY 2029/30 and Beyond	Total
		New Request FY 2025/26	New Request FY 2026/27				
Prelim. Eng. / Environ.							
Design							
Right of Way							
Construction	153,237						
Other							
<b>PROJECT TOTAL</b>	<b>153,237</b>	<b>0</b>	<b>0</b>	<b>0</b>	<b>0</b>	<b>0</b>	<b>0</b>

FUNDING SOURCE	Budget FY 2024/25	New Request FY 2025/26	New Request FY 2026/27	FY 2027/28	FY 2028/29	FY 2029/30 and Beyond	Total
<b>REVENUE TOTAL</b>	<b>153,237</b>	<b>0</b>	<b>0</b>	<b>0</b>	<b>0</b>	<b>0</b>	<b>0</b>



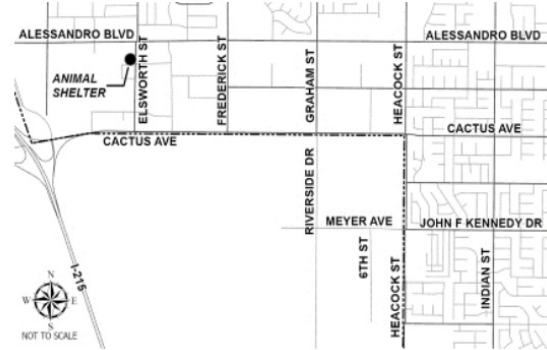
City of Moreno Valley  
 Capital Improvement Plan - Project Details  
 FYs 2025-2030 and Beyond

Roof Rehabilitation / Animal Shelter

Department / Division:	Project Priority:	Project Status:	Council District(s):
70 - Public Works / 40 - Fleet & Facilities		Completed	District 1

Schedule:

Advertise / Award	April 2022 to June 2023
Construction	July 2023 to July 2024



Project Description:

The roof rehabilitation project consists of rehabilitating the current roof at the City of Moreno Valley Animal Shelter which is nearing the end of its serviceable life.

Justification or Significance of Improvement:

The purpose of the roof rehabilitation project is to prevent possible roof leaks and preserve the buildings infrastructure. Full roof rehabilitation is more affordable than providing ongoing isolated repairs.

Estimated Maintenance Costs:

Annual average building maintenance costs are estimated at approximately \$10/SF. Although actual maintenance costs may vary, this estimated cost is based on an industry accepted standard maintenance cost. Funding sources also vary, depending on the type of building, but the primary source is the General Fund.

Life-to-Date Expenditures Through FY 2023-24 234,943

PROJECT PHASE	Budget FY 2024/25	FY 25/26 - 26/27 Budget		FY 2027/28	FY 2028/29	FY 2029/30 and Beyond	Total
		New Request FY 2025/26	New Request FY 2026/27				
Prelim. Eng. / Environ.							
Design							
Right of Way							
Construction	9,857						
Other							
<b>PROJECT TOTAL</b>	<b>9,857</b>	<b>0</b>	<b>0</b>	<b>0</b>	<b>0</b>	<b>0</b>	<b>0</b>

FUNDING SOURCE	Budget FY 2024/25	New Request FY 2025/26	New Request FY 2026/27	FY 2027/28	FY 2028/29	FY 2029/30 and Beyond	Total
<b>REVENUE TOTAL</b>	<b>9,857</b>	<b>0</b>	<b>0</b>	<b>0</b>	<b>0</b>	<b>0</b>	<b>0</b>

City of Moreno Valley  
 Capital Improvement Plan - Project Details  
 FYs 2025-2030 and Beyond

Pickleball Court Resurfacing-Woodland Park

<b>Department / Division:</b> 50 - Parks & Community Svcs / 58 - PCS - Community Services	<b>Project Priority:</b> Essential Start within 1 yr	<b>Project Status:</b> Completed	<b>Council District(s):</b> District 3
--	---	-------------------------------------	---

Schedule:

Construction July 2024 to June 2025



Project Description:

Pickleball courts will be resurfaced at Woodland Park to include removal and addition of existing tennis court posts, removal of existing acrylic surface and installation of new Sport Master Acrylic surface, installation of new game lines, caulking removal and new installation, furnishing and install of new posts, nets and fencing.

Justification or Significance of Improvement:

The resurfacing of the current pickleball courts will help improve and expand the life of the courts while enhancing the experience for users. The courts are heavily utilized, and the sport is continuing to grow and expand.

Estimated Maintenance Costs:

Park maintenance costs average approximately \$15,000 per year based on the Park Maintenance Division budget. Actual maintenance costs may vary depending on the size and amenities for the site.

Life-to-Date Expenditures Through FY 2023-24 0

PROJECT PHASE	Budget FY 2024/25	FY 25/26 - 26/27 Budget		FY 2027/28	FY 2028/29	FY 2029/30 and Beyond	Total
		New Request FY 2025/26	New Request FY 2026/27				
Prelim. Eng. / Environ.							
Design							
Right of Way							
Construction	150,000						
Other							
<b>PROJECT TOTAL</b>	<b>150,000</b>	<b>0</b>	<b>0</b>	<b>0</b>	<b>0</b>	<b>0</b>	<b>0</b>

FUNDING SOURCE	Budget FY 2024/25	New Request FY 2025/26	New Request FY 2026/27	FY 2027/28	FY 2028/29	FY 2029/30 and Beyond	Total
<b>REVENUE TOTAL</b>	<b>150,000</b>	<b>0</b>	<b>0</b>	<b>0</b>	<b>0</b>	<b>0</b>	<b>0</b>

City of Moreno Valley  
 Capital Improvement Plan - Project Details  
 FYs 2025-2030 and Beyond

**Moreno Valley Electric Vehicle Charging Infrastructure Master Plan**

<b>Department / Division:</b>	<b>Project Priority:</b>	<b>Project Status:</b>	<b>Council District(s):</b>
70 - Public Works / 76 - PW - Transportation	Essential Start within 1 yr	Completed	District 1, District 2, District 3, District 4

Schedule:

Construction July 2024 to February 2025

CITYWIDE

Project Description:

This project includes the development of an electric vehicle (EV) charging infrastructure master plan in order to provide an approach to building a public accessible EV infrastructure network throughout the City.

Justification or Significance of Improvement:

This project will allow for the planning phase to develop a report in order to provide its residents future access to a network of public EV charging stations.

Estimated Maintenance Costs:

This project is intended for the planning phase of the project, therefore there are no associated estimated maintenance costs.

Life-to-Date Expenditures Through FY 2023-24 234,894

PROJECT PHASE	Budget FY 2024/25	FY 25/26 - 26/27 Budget		FY 2027/28	FY 2028/29	FY 2029/30 and Beyond	Total
		New Request FY 2025/26	New Request FY 2026/27				
Prelim. Eng. / Environ.							
Design							
Right of Way							
Construction							
Other	47,494						
<b>PROJECT TOTAL</b>	<b>47,494</b>	<b>0</b>	<b>0</b>	<b>0</b>	<b>0</b>	<b>0</b>	<b>0</b>

FUNDING SOURCE	Budget FY 2024/25	New Request FY 2025/26	New Request FY 2026/27	FY 2027/28	FY 2028/29	FY 2029/30 and Beyond	Total
Capital Projects Grants 810 0021 2301	42,047						
<b>REVENUE TOTAL</b>	<b>47,494</b>	<b>0</b>	<b>0</b>	<b>0</b>	<b>0</b>	<b>0</b>	<b>0</b>



# DELETED PROJECTS

CAPITAL IMPROVEMENT PLAN 2025/26 • 2026/27 / CITY OF MORENO VALLEY





# DELETED PROJECTS

CAPITAL IMPROVEMENT PLAN FY 2025-2030 AND BEYOND / CITY OF MORENO VALLEY

## Buildings

[Fire Station 65 Relocation](#)

[Moreno Valley Equestrian Center - Restroom and Information Center](#)

## Drainage

[Indian Street / Festival Basin Construction](#)

[Moreno MDP Line K-1, K-4 Stg 3](#)

[Storm Drain Line GG, Edgemont / Old 215 Frontage Road to Day Street](#)

## Electric Utility

[Capacity Increase at Moreno Valley Substation Phase 2](#)

[Curbside Electric Vehicle Charging Station](#)

[Electrical System Automation](#)

[MVU-0017 28 MVA Bank Increase, Phase 1 Substation](#)

[Veterans 33kV Substation](#)

## Parks

[Adrienne Mitchell Park Improvements](#)

[Community Park, Phase II](#)

[Conference and Recreation Center Passive Park Gazebo](#)

[Construct Basketball Courts in Parks](#)

[Dog Park at Animal Shelter](#)

[In-Fill Parks and Facilities](#)

[March Field Park Ballfield Light Upgrade](#)

[March Field Park Design](#)

[March Field Park Multi-Use Field Construction](#)

[Redlands Boulevard / Brodiaea Avenue Park and Community Center](#)

## Traffic Signals

[Alessandro Boulevard / Sinclair Street Traffic Signal](#)

[Alessandro Boulevard / World Logistics Center Parkway Traffic Signal](#)

[Cottonwood Avenue / Sinclair Street Traffic Signal](#)

[Cottonwood Avenue / World Logistics Center Parkway Traffic Signal](#)


[Eucalyptus Avenue \(formerly Fir Avenue\) / Sinclair Street Traffic Signal](#)

[Ironwood Avenue / Lasselle Street Traffic Signal](#)

[Lasselle Street / Alessandro Boulevard Traffic Signal](#)

[Moreno Beach Drive / Championship Drive Traffic Signal](#)

[Perris Boulevard / Santiago Drive Traffic Signal](#)



THIS PAGE INTENTIONALLY LEFT BLANK

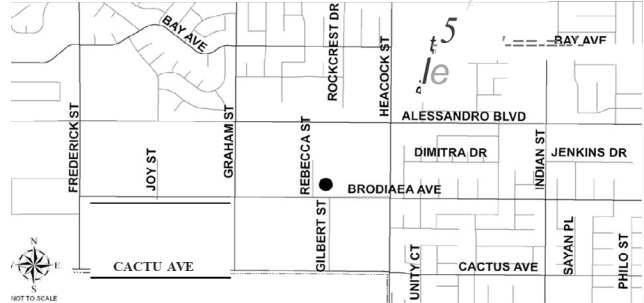


City of Moreno Valley  
 Capital Improvement Plan - Project Details  
 FYs 2025-2030 and Beyond

**Fire Station 65 Relocation**

<b>Department / Division:</b> 40 - Fire / 77 - PW - Capital Projects	<b>Project Priority:</b> Deferrable Start within 5 to 10 yrs	<b>Project Status:</b> Deleted	<b>Council District(s):</b> District 1
---	---	-----------------------------------	---

Schedule:



**Project Description:**

The future Fire Station includes land acquisition, design, and construction of an essential facility. The new fire station will be constructed on a 1.5 acre site, at the northeast corner of Brodiaea Avenue and Rebecca Street. The new fire station will be a standard three apparatus bay fire station. Land Acquisition: Completed in May 2012 Design: Subject to availability of funds Construction: Subject to availability of funds

**Justification or Significance of Improvement:**

Response time will be reduced with the new fire station.

**Estimated Maintenance Costs:**

Annual average building maintenance costs are estimated at approximately \$9/SF. Although actual maintenance costs may vary, this estimated cost is based on an industry accepted standard maintenance cost. Currently no new funding source has been identified to fund these maintenance costs.

Life-to-Date Expenditures Through FY 2023-24 0

PROJECT PHASE	Budget FY 2024/25	FY 25/26 - 26/27 Budget		FY 2027/28	FY 2028/29	FY 2029/30 and Beyond	Total
		New Request FY 2025/26	New Request FY 2026/27				
Prelim. Eng. / Environ.							
Design						1,250,000	1,250,000
Right of Way							
Construction						9,250,000	9,250,000
Other							
<b>PROJECT TOTAL</b>	<b>0</b>	<b>0</b>	<b>0</b>	<b>0</b>	<b>0</b>	<b>10,500,000</b>	<b>10,500,000</b>

FUNDING SOURCE	Budget FY 2024/25	New Request FY 2025/26	New Request FY 2026/27	FY 2027/28	FY 2028/29	FY 2029/30 and Beyond	Total
<b>REVENUE TOTAL</b>	<b>0</b>	<b>0</b>	<b>0</b>	<b>0</b>	<b>0</b>	<b>10,500,000</b>	<b>10,500,000</b>

City of Moreno Valley  
 Capital Improvement Plan - Project Details  
 FYs 2025-2030 and Beyond

Moreno Valley Equestrian Center - Restroom and Information Center

Department / Division:	Project Priority:	Project Status:	Council District(s):
50 - Parks & Community Svcs / 57 - PCS - Parks		Deleted	District 2

Schedule:

---



---



---



---



---



---



---



Project Description:

This project is for the design and construction of a restroom and information center at the Moreno Valley Equestrian Center, located on the northeast corner of Redlands Boulevard and Locust Street. This project was previously funded under Parks & Recreation Capital Projects. Based on Council direction at the June 30, 2009 City Council meeting, the project is on hold.

Justification or Significance of Improvement:

This project will help to better serve the community.

Estimated Maintenance Costs:

Annual average building maintenance costs are estimated at approximately \$9/SF. Although actual maintenance costs may vary, this estimated cost is based on an industry accepted standard maintenance cost. Currently no new funding source has been identified to fund these maintenance costs.

Life-to-Date Expenditures Through FY 2023-24 0

PROJECT PHASE	Budget FY 2024/25	FY 25/26 - 26/27 Budget		FY 2027/28	FY 2028/29	FY 2029/30 and Beyond	Total
		New Request FY 2025/26	New Request FY 2026/27				
Prelim. Eng. / Environ.							
Design							
Right of Way							
Construction				936,000			936,000
Other							
<b>PROJECT TOTAL</b>	<b>0</b>	<b>0</b>	<b>0</b>	<b>936,000</b>	<b>0</b>	<b>0</b>	<b>936,000</b>

FUNDING SOURCE	Budget FY 2024/25	New Request FY 2025/26	New Request FY 2026/27	FY 2027/28	FY 2028/29	FY 2029/30 and Beyond	Total
<b>REVENUE TOTAL</b>	<b>0</b>	<b>0</b>	<b>0</b>	<b>936,000</b>	<b>0</b>	<b>0</b>	<b>936,000</b>

City of Moreno Valley  
 Capital Improvement Plan - Project Details  
 FYs 2025-2030 and Beyond

Indian Street / Festival Basin Construction

<b>Department / Division:</b>	<b>Project Priority:</b>	<b>Project Status:</b>	<b>Council District(s):</b>
70 - Public Works / 77 - PW - Capital Projects	Desirable Start within 3 to 5 yrs	Deleted	District 1

Schedule:

---



---



---



---



---



---



---



Project Description:

This project will provide improvements to the existing Festival Retention Basin including clearing debris, grading a drainage channel, installing fences and gates, adding a service road, and modifications to existing drainage improvements.

Justification or Significance of Improvement:

The improvements are necessary to enhance drainage efficiency, maintenance access, safety, and for ultimate transfer of title to RCFC&WCD.

Estimated Maintenance Costs:

After the completion of the improvements, ownership and maintenance responsibility of the basin will be transferred to RCFC&WCD.

Life-to-Date Expenditures Through FY 2023-24 0

PROJECT PHASE	Budget FY 2024/25	FY 25/26 - 26/27 Budget		FY 2027/28	FY 2028/29	FY 2029/30 and Beyond	Total
		New Request FY 2025/26	New Request FY 2026/27				
Prelim. Eng. / Environ.							
Design				260,000			260,000
Right of Way							
Construction				1,040,000			1,040,000
Other							
<b>PROJECT TOTAL</b>	<b>0</b>	<b>0</b>	<b>0</b>	<b>1,300,000</b>	<b>0</b>	<b>0</b>	<b>1,300,000</b>

FUNDING SOURCE	Budget FY 2024/25	New Request FY 2025/26	New Request FY 2026/27	FY 2027/28	FY 2028/29	FY 2029/30 and Beyond	Total
<b>REVENUE TOTAL</b>	<b>0</b>	<b>0</b>	<b>0</b>	<b>1,300,000</b>	<b>0</b>	<b>0</b>	<b>1,300,000</b>

City of Moreno Valley  
 Capital Improvement Plan - Project Details  
 FYs 2025-2030 and Beyond

Moreno MDP Line K-1, K-4 Stg 3

Department / Division:	Project Priority:	Project Status:	Council District(s):
70 - Public Works / 77 - PW - Capital Projects		Deleted	District 2

Schedule:

---



---



---



---



---



---



---



Project Description:

This project is to install a storm drain system in Locust Avenue, Carrie Lane, Kalmia Avenue, and Pettit Street to mitigate flooding for the San Timoteo Foothill Neighborhood area. Future Riverside County Flood Control Area Drainage Plan (ADP) fees are used to fund the final design and construction of this project.

Preliminary Design and Environmental: Completed Final Design; Advertise / Award; Construction: TBD (Temporarily on hold)

Justification or Significance of Improvement:

This project will provide necessary drainage improvements and mitigate flooding hazards for the area with a protection level up to 100-year storm. This project is part of the Moreno Master Drainage Plan (MDP) for the area.

Estimated Maintenance Costs:

Annual average costs associated with storm drain maintenance are estimated at approximately \$121 per catch basin. This does not include actual catch basin and/or pipeline replacement, which typically have lifespans of 70 to 100 years. Although actual maintenance costs may vary, these estimated maintenance costs are based on historical maintenance costs for the City of Moreno Valley's storm drain infrastructure. Drainage maintenance funding will be part of the deferred maintenance for the whole network.

Life-to-Date Expenditures Through FY 2023-24 590,966

PROJECT PHASE	Budget FY 2024/25	FY 25/26 - 26/27 Budget		FY 2027/28	FY 2028/29	FY 2029/30 and Beyond	Total
		New Request FY 2025/26	New Request FY 2026/27				
Prelim. Eng. / Environ. Design							
Right of Way							
Construction				3,014,000			3,014,000
Other							
<b>PROJECT TOTAL</b>	<b>0</b>	<b>0</b>	<b>0</b>	<b>3,014,000</b>	<b>0</b>	<b>0</b>	<b>3,014,000</b>
FUNDING SOURCE	Budget FY 2024/25	New Request FY 2025/26	New Request FY 2026/27	FY 2027/28	FY 2028/29	FY 2029/30 and Beyond	Total
PW Capital Projects 804 0007 70 77 3002				3,014,000			3,014,000
<b>REVENUE TOTAL</b>	<b>0</b>	<b>0</b>	<b>0</b>	<b>3,014,000</b>	<b>0</b>	<b>0</b>	<b>3,014,000</b>

City of Moreno Valley  
 Capital Improvement Plan - Project Details  
 FYs 2025-2030 and Beyond

Storm Drain Line GG, Edgemont / Old 215 Frontage Road to Day Street

<b>Department / Division:</b>	<b>Project Priority:</b>	<b>Project Status:</b>	<b>Council District(s):</b>
70 - Public Works / 77 - PW - Capital Projects	Essential Start within 1 yr	Deleted	District 1

Schedule:

---



---



---



---



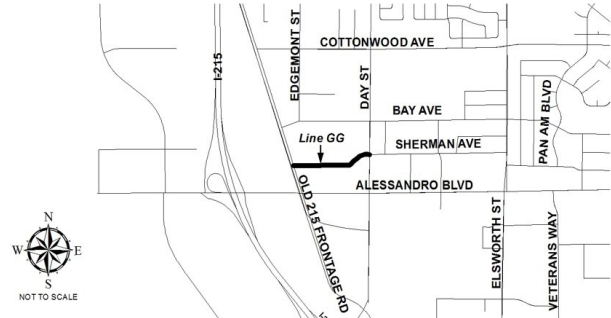
---



---



---



**Project Description:**

This project involves the design and construction of storm drain Line GG in Sherman Avenue from Old 215 Frontage Road to Day Street in the West End Area Master Drainage Plan.

**Justification or Significance of Improvement:**

This project will provide improved drainage.

**Estimated Maintenance Costs:**

Annual average costs associated with storm drain maintenance are estimated at approximately \$121 per catch basin. This does not include actual catch basin and/or pipeline replacement, which typically have lifespans of 70 to 100 years. Although actual maintenance costs may vary, these estimated maintenance costs are based on historical maintenance costs for the City of Moreno Valley's storm drain infrastructure. Currently no new funding source has been identified to fund these maintenance costs.

Life-to-Date Expenditures Through FY 2023-24 0

PROJECT PHASE	Budget FY 2024/25	FY 25/26 - 26/27 Budget		FY 2027/28	FY 2028/29	FY 2029/30 and Beyond	Total
		New Request FY 2025/26	New Request FY 2026/27				
Prelim. Eng. / Environ.				72,000			72,000
Design				360,000			360,000
Right of Way							
Construction				1,440,000			1,440,000
Other							
<b>PROJECT TOTAL</b>	<b>0</b>	<b>0</b>	<b>0</b>	<b>1,872,000</b>	<b>0</b>	<b>0</b>	<b>1,872,000</b>

FUNDING SOURCE	Budget FY 2024/25	New Request FY 2025/26	New Request FY 2026/27	FY 2027/28	FY 2028/29	FY 2029/30 and Beyond	Total
<b>REVENUE TOTAL</b>	<b>0</b>	<b>0</b>	<b>0</b>	<b>1,872,000</b>	<b>0</b>	<b>0</b>	<b>1,872,000</b>

City of Moreno Valley  
 Capital Improvement Plan - Project Details  
 FYs 2025-2030 and Beyond

Capacity Increase at Moreno Valley Substation Phase 2

<b>Department / Division:</b> 70 - Public Works / 80 - FMS - Electric	<b>Project Priority:</b> Deferrable Start within 5 to 10 yrs	<b>Project Status:</b> Deleted	<b>Council District(s):</b> District 3
--	---	-----------------------------------	---

Schedule:



Project Description:

This Project will increase substation capacity by adding a fourth 28 megavolt-ampere (MVA) Transformer.

Justification or Significance of Improvement:

The substation capacity must be increased due to an increase in electrical demand in its services area.

Estimated Maintenance Costs:

Ongoing maintenance costs are built into Moreno Valley Utility's rate structure as part of the cost to serve.

Life-to-Date Expenditures Through FY 2023-24 0

PROJECT PHASE	Budget FY 2024/25	FY 25/26 - 26/27 Budget		FY 2027/28	FY 2028/29	FY 2029/30 and Beyond	Total
		New Request FY 2025/26	New Request FY 2026/27				
Prelim. Eng. / Environ.							
Design							
Right of Way							
Construction							
Other						5,544,000	5,544,000
<b>PROJECT TOTAL</b>	<b>0</b>	<b>0</b>	<b>0</b>	<b>0</b>	<b>0</b>	<b>5,544,000</b>	<b>5,544,000</b>

FUNDING SOURCE	Budget FY 2024/25	New Request FY 2025/26	New Request FY 2026/27	FY 2027/28	FY 2028/29	FY 2029/30 and Beyond	Total
<b>REVENUE TOTAL</b>	<b>0</b>	<b>0</b>	<b>0</b>	<b>0</b>	<b>0</b>	<b>5,544,000</b>	<b>5,544,000</b>

City of Moreno Valley  
 Capital Improvement Plan - Project Details  
 FYs 2025-2030 and Beyond

Curbside Electric Vehicle Charging Station

Department / Division:	Project Priority:	Project Status:	Council District(s):
70 - Public Works / 80 - FMS - Electric		Deleted	District 1

Schedule:

---



---



---



---



---



---



Project Description:

<This project is being deleted because there were no suitable locations the project.>Install a curbside electric vehicle charging station (one Level 2 charger) on Davis Street in The District commercial/industrial area. This will be the City's first curbside installation of an electric vehicle charging station.

Justification or Significance of Improvement:

<This project is being deleted because there were no suitable locations the project.>

Estimated Maintenance Costs:

Ongoing maintenance costs are built into Moreno Valley Utilities rate structure as part of the cost to serve.

Life-to-Date Expenditures Through FY 2023-24 0

PROJECT PHASE	Budget FY 2024/25	FY 25/26 - 26/27 Budget		FY 2027/28	FY 2028/29	FY 2029/30 and Beyond	Total
		New Request FY 2025/26	New Request FY 2026/27				
Prelim. Eng. / Environ.	1,000						
Design	15,000						
Right of Way							
Construction	50,000						
Other							
<b>PROJECT TOTAL</b>	<b>66,000</b>	<b>0</b>	<b>0</b>	<b>0</b>	<b>0</b>	<b>0</b>	<b>0</b>

FUNDING SOURCE	Budget FY 2024/25	New Request FY 2025/26	New Request FY 2026/27	FY 2027/28	FY 2028/29	FY 2029/30 and Beyond	Total
<b>REVENUE TOTAL</b>	<b>66,000</b>	<b>0</b>	<b>0</b>	<b>0</b>	<b>0</b>	<b>0</b>	<b>0</b>



City of Moreno Valley  
 Capital Improvement Plan - Project Details  
 FYs 2025-2030 and Beyond

**Electrical System Automation**

<b>Department / Division:</b>	<b>Project Priority:</b>	<b>Project Status:</b>	<b>Council District(s):</b>
70 - Public Works / 80 - FMS - Electric		Deleted	District 1, District 2, District 3, District 4

Schedule:

---



---



---



---



---



---



---

CITYWIDE

**Project Description:**

This project will build automation, communication, and protection circuits that serve critical customers in the system. Potential circuits are: Redlands 12kV, Cottonwood 12kV, Heacock 12kV, and Grove View 12kV.

**Justification or Significance of Improvement:**

This project will provide additional reliability for MVU customers and provide greater flexibility for MVU in the management of the electrical distribution system.

**Estimated Maintenance Costs:**

Ongoing maintenance costs are built into Moreno Valley Utilities rate structure as part of the cost to serve.

Life-to-Date Expenditures Through FY 2023-24 0

PROJECT PHASE	Budget FY 2024/25	FY 25/26 - 26/27 Budget		FY 2027/28	FY 2028/29	FY 2029/30 and Beyond	Total
		New Request FY 2025/26	New Request FY 2026/27				
Prelim. Eng. / Environ.							
Design							
Right of Way							
Construction							
Other							
<b>PROJECT TOTAL</b>	<b>0</b>	<b>0</b>	<b>0</b>	<b>0</b>	<b>0</b>	<b>0</b>	<b>0</b>

FUNDING SOURCE	Budget FY 2024/25	New Request FY 2025/26	New Request FY 2026/27	FY 2027/28	FY 2028/29	FY 2029/30 and Beyond	Total

City of Moreno Valley  
 Capital Improvement Plan - Project Details  
 FYs 2025-2030 and Beyond

MVU-0017 28 MVA Bank Increase, Phase 1 Substation

Department / Division:	Project Priority:	Project Status:	Council District(s):
70 - Public Works / 80 - FMS - Electric		Deleted	District 3

Schedule:

---



---



---



---



---



---



---



Project Description:  
 This project will increase substation capacity by adding a third transformer and related 115 KV support structures and apparatus.

Justification or Significance of Improvement:  
 As electric demand and development increases, the substation capacity must be increased to keep up with demand requirements.

Estimated Maintenance Costs:  
 Ongoing maintenance costs are built into Moreno Valley Utility's rate structure as part of the cost to serve.

Life-to-Date Expenditures Through FY 2023-24 0

PROJECT PHASE	Budget FY 2024/25	FY 25/26 - 26/27 Budget		FY 2027/28	FY 2028/29	FY 2029/30 and Beyond	Total
		New Request FY 2025/26	New Request FY 2026/27				
Prelim. Eng. / Environ.							
Design							
Right of Way							
Construction							
Other							
<b>PROJECT TOTAL</b>	<b>0</b>	<b>0</b>	<b>0</b>	<b>0</b>	<b>0</b>	<b>0</b>	<b>0</b>

FUNDING SOURCE	Budget FY 2024/25	New Request FY 2025/26	New Request FY 2026/27	FY 2027/28	FY 2028/29	FY 2029/30 and Beyond	Total

City of Moreno Valley  
 Capital Improvement Plan - Project Details  
 FYs 2025-2030 and Beyond

Veterans 33kV Substation

Department / Division: 70 - Public Works / 80 - FMS - Electric	Project Priority:	Project Status: Deleted	Council District(s): District 1
---	-------------------	----------------------------	------------------------------------

Schedule:

---



---



---



---



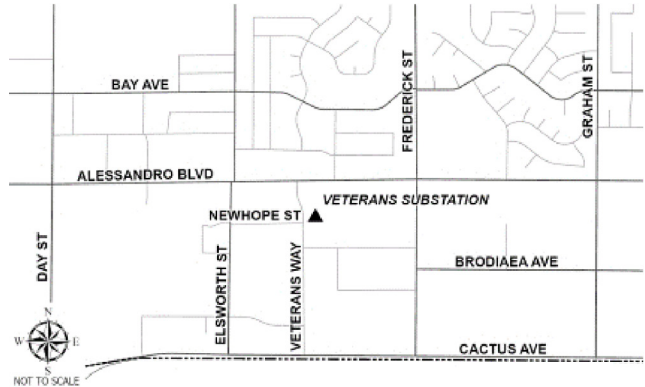
---



---



---



Project Description:

<This project is being deleted because the project was relocated to the Edgemont site on Day St. Funding has been transferred>This project will build a new 33kV Substation in the Centerpointe area within City-owned property by Alessandro Boulevard similar to the MOVAL South 33kV Substation. Veterans Substation will be essential to serving the Edgemont area.

Justification or Significance of Improvement:

Additional capacity required to serve the Edgemont area and Moreno Valley Mall expansion.

Estimated Maintenance Costs:

Ongoing maintenance costs are built into Moreno Valley Utilities rate structure as part of the cost to serve.

Life-to-Date Expenditures Through FY 2023-24 0

PROJECT PHASE	Budget FY 2024/25	FY 25/26 - 26/27 Budget		FY 2027/28	FY 2028/29	FY 2029/30 and Beyond	Total
		New Request FY 2025/26	New Request FY 2026/27				
Prelim. Eng. / Environ.	30,000						
Design	80,000						
Right of Way							
Construction							
Other							
<b>PROJECT TOTAL</b>	<b>110,000</b>	<b>0</b>	<b>0</b>	<b>0</b>	<b>0</b>	<b>0</b>	<b>0</b>

FUNDING SOURCE	Budget FY 2024/25	New Request FY 2025/26	New Request FY 2026/27	FY 2027/28	FY 2028/29	FY 2029/30 and Beyond	Total
<b>REVENUE TOTAL</b>	<b>110,000</b>	<b>0</b>	<b>0</b>	<b>0</b>	<b>0</b>	<b>0</b>	<b>0</b>

City of Moreno Valley  
 Capital Improvement Plan - Project Details  
 FYs 2025-2030 and Beyond

Adrienne Mitchell Park Improvements

Department / Division: 50 - Parks & Community Svcs / 57 - PCS - Parks	Project Priority: Deleted	Project Status: Deleted	Council District(s): District 1
--	------------------------------	----------------------------	------------------------------------

Schedule:

---



---



---



---



---



---



---



**Project Description:**  
 This project will provide improvements to the existing Adrienne Mitchell Park including landscape, hardscape, playground equipment, and other park amenities.

**Justification or Significance of Improvement:**  
 Improvements are needed to maintain the park and keep it in good condition for all to enjoy.

**Estimated Maintenance Costs:**  
 Park maintenance costs average approximately \$12,000 per acre per year based on budget information provided by the Parks Maintenance Division. Actual maintenance costs may vary depending on the size and amenities of the site. Currently no new funding source has been identified to fund costs associated with future replacements needed due to normal use.

Life-to-Date Expenditures Through FY 2023-24 0

PROJECT PHASE	Budget FY 2024/25	FY 25/26 - 26/27 Budget		FY 2027/28	FY 2028/29	FY 2029/30 and Beyond	Total
		New Request FY 2025/26	New Request FY 2026/27				
Prelim. Eng. / Environ.							
Design				300,000			300,000
Right of Way							
Construction				1,200,000			1,200,000
Other							
<b>PROJECT TOTAL</b>	<b>0</b>	<b>0</b>	<b>0</b>	<b>1,500,000</b>	<b>0</b>	<b>0</b>	<b>1,500,000</b>

FUNDING SOURCE	Budget FY 2024/25	New Request FY 2025/26	New Request FY 2026/27	FY 2027/28	FY 2028/29	FY 2029/30 and Beyond	Total
<b>REVENUE TOTAL</b>	<b>0</b>	<b>0</b>	<b>0</b>	<b>1,500,000</b>	<b>0</b>	<b>0</b>	<b>1,500,000</b>

City of Moreno Valley  
 Capital Improvement Plan - Project Details  
 FYs 2025-2030 and Beyond

Community Park, Phase II

Department / Division:	Project Priority:	Project Status:	Council District(s):
50 - Parks & Community Svcs / 57 - PCS - Parks		Deleted	District 1

Schedule:

---



---



---



---



---



---



Project Description:

Phase II will provide parking lot renovations, a concession area, and modifications to the restroom building.

Justification or Significance of Improvement:

A full service concession area is needed by sports groups during tournaments. The restroom needs general modifications. The parking lot needs re-construction.

Estimated Maintenance Costs:

Park maintenance costs average approximately \$12,000 per acre per year based on budget information provided by the Parks Maintenance Division. Actual maintenance costs may vary depending on the size and amenities of the site. Currently no new funding source has been identified to fund costs associated with future replacements needed due to normal use.

Life-to-Date Expenditures Through FY 2023-24 0

PROJECT PHASE	Budget FY 2024/25	FY 25/26 - 26/27 Budget		FY 2027/28	FY 2028/29	FY 2029/30 and Beyond	Total
		New Request FY 2025/26	New Request FY 2026/27				
Prelim. Eng. / Environ.							
Design				144,000			144,000
Right of Way							
Construction				2,405,000			2,405,000
Other							
<b>PROJECT TOTAL</b>	<b>0</b>	<b>0</b>	<b>0</b>	<b>2,549,000</b>	<b>0</b>	<b>0</b>	<b>2,549,000</b>

FUNDING SOURCE	Budget FY 2024/25	New Request FY 2025/26	New Request FY 2026/27	FY 2027/28	FY 2028/29	FY 2029/30 and Beyond	Total
<b>REVENUE TOTAL</b>	<b>0</b>	<b>0</b>	<b>0</b>	<b>2,549,000</b>	<b>0</b>	<b>0</b>	<b>2,549,000</b>

City of Moreno Valley  
 Capital Improvement Plan - Project Details  
 FYs 2025-2030 and Beyond

Conference and Recreation Center Passive Park Gazebo

<b>Department / Division:</b>	<b>Project Priority:</b>	<b>Project Status:</b>	<b>Council District(s):</b>
50 - Parks & Community Svcs / 57 - PCS - Parks		Deleted	District 1

Schedule:

---



---



---



---



---



---



---



**Project Description:**

The project will add a gazebo to the Passive Park at the northwest corner of the conference and Recreation Center to increase usage of the area.

**Justification or Significance of Improvement:**

This area is rarely used. Installing a gazebo will draw people to this area and create a new stream for the Conference and Recreation Center.

**Estimated Maintenance Costs:**

Park maintenance costs average approximately \$12,000 per acre per year based on budget information provided by the Parks Maintenance Division. Actual maintenance costs may vary depending on the size and amenities of the site. Currently no new funding source has been identified to fund costs associated with future replacements needed due to normal use.

Life-to-Date Expenditures Through FY 2023-24 0

PROJECT PHASE	Budget FY 2024/25	FY 25/26 - 26/27 Budget		FY 2027/28	FY 2028/29	FY 2029/30 and Beyond	Total
		New Request FY 2025/26	New Request FY 2026/27				
Prelim. Eng. / Environ.							
Design							
Right of Way							
Construction				217,000			217,000
Other							
<b>PROJECT TOTAL</b>	<b>0</b>	<b>0</b>	<b>0</b>	<b>217,000</b>	<b>0</b>	<b>0</b>	<b>217,000</b>

FUNDING SOURCE	Budget FY 2024/25	New Request FY 2025/26	New Request FY 2026/27	FY 2027/28	FY 2028/29	FY 2029/30 and Beyond	Total
<b>REVENUE TOTAL</b>	<b>0</b>	<b>0</b>	<b>0</b>	<b>217,000</b>	<b>0</b>	<b>0</b>	<b>217,000</b>

City of Moreno Valley  
 Capital Improvement Plan - Project Details  
 FYs 2025-2030 and Beyond

Construct Basketball Courts in Parks

Department / Division:	Project Priority:	Project Status:	Council District(s):
50 - Parks & Community Svcs / 57 - PCS - Parks		Deleted	District 4

Schedule:

---



---



---



---



---



---



---



**Project Description:**  
 Install basketball courts in parks. March Field Park is a location that could benefit from having basketball available to the area residents

**Justification or Significance of Improvement:**  
 Basketball is a popular sport in the City. Certain parks are deficient in this amenity.

**Estimated Maintenance Costs:**  
 Park maintenance costs average approximately \$12,000 per acre per year based on budget information provided by the Parks Maintenance Division. Actual maintenance costs may vary depending on the size and amenities of the site. Currently no new funding source has been identified to fund costs associated with future replacements needed due to normal use.

Life-to-Date Expenditures Through FY 2023-24 0

PROJECT PHASE	Budget FY 2024/25	FY 25/26 - 26/27 Budget		FY 2027/28	FY 2028/29	FY 2029/30 and Beyond	Total
		New Request FY 2025/26	New Request FY 2026/27				
Prelim. Eng. / Environ.							
Design			36,000	36,000			72,000
Right of Way							
Construction			361,000	361,000			722,000
Other							
<b>PROJECT TOTAL</b>	<b>0</b>	<b>0</b>	<b>397,000</b>	<b>397,000</b>	<b>0</b>	<b>0</b>	<b>794,000</b>

FUNDING SOURCE	Budget FY 2024/25	New Request FY 2025/26	New Request FY 2026/27	FY 2027/28	FY 2028/29	FY 2029/30 and Beyond	Total
<b>REVENUE TOTAL</b>	<b>0</b>	<b>0</b>	<b>0</b>	<b>397,000</b>	<b>0</b>	<b>0</b>	<b>397,000</b>



City of Moreno Valley  
 Capital Improvement Plan - Project Details  
 FYs 2025-2030 and Beyond

Dog Park at Animal Shelter

Department / Division: 50 - Parks & Community Svcs / 57 - PCS - Parks	Project Priority:	Project Status: Deleted	Council District(s): District 1
--	-------------------	----------------------------	------------------------------------

Schedule:

---



---



---



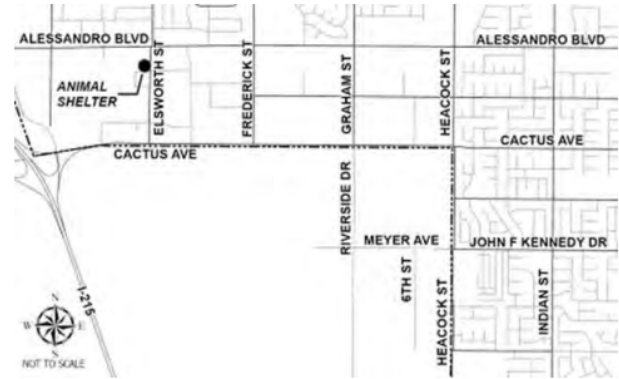
---



---



---



Project Description:  
 This project will construct a dog park at the existing City Animal Shelter.

Justification or Significance of Improvement:  
 This project will take previously unused space and re-purpose it as a dog park space for the benefit of the shelter animals and prospective adopting parents.

Estimated Maintenance Costs:  
 Park maintenance costs average approximately \$12,000 per acre per year based on budget information provided by the Parks Maintenance Division. Actual maintenance costs may vary depending on the size and amenities of the site. Currently no new funding source has been identified to fund costs associated with future replacements needed due to normal use.

Life-to-Date Expenditures Through FY 2023-24 0

PROJECT PHASE	Budget FY 2024/25	FY 25/26 - 26/27 Budget		FY 2027/28	FY 2028/29	FY 2029/30 and Beyond	Total
		New Request FY 2025/26	New Request FY 2026/27				
Prelim. Eng. / Environ.							
Design				500,000			500,000
Right of Way							
Construction				2,000,000			2,000,000
Other							
<b>PROJECT TOTAL</b>	<b>0</b>	<b>0</b>	<b>0</b>	<b>2,500,000</b>	<b>0</b>	<b>0</b>	<b>2,500,000</b>

FUNDING SOURCE	Budget FY 2024/25	New Request FY 2025/26	New Request FY 2026/27	FY 2027/28	FY 2028/29	FY 2029/30 and Beyond	Total
<b>REVENUE TOTAL</b>	<b>0</b>	<b>0</b>	<b>0</b>	<b>2,500,000</b>	<b>0</b>	<b>0</b>	<b>2,500,000</b>

City of Moreno Valley  
 Capital Improvement Plan - Project Details  
 FYs 2025-2030 and Beyond

**In-Fill Parks and Facilities**

<b>Department / Division:</b>	<b>Project Priority:</b>	<b>Project Status:</b>	<b>Council District(s):</b>
50 - Parks & Community Svcs / 57 - PCS - Parks		Deleted	District 1, District 2, District 3, District 4

Schedule:

---



---



---



---



---



---



---



---

CITYWIDE

**Project Description:**

This project includes the development of Parks and Recreation facilities to mitigate current and future deficiencies.

**Justification or Significance of Improvement:**

This project includes the development of Parks and Recreation facilities to mitigate current and future deficiencies.

**Estimated Maintenance Costs:**

Park maintenance costs average approximately \$12,000 per acre per year based on budget information provided by the Parks Maintenance Division. Actual maintenance costs may vary depending on the size and amenities of the site. Currently no new funding source has been identified to fund costs associated with future replacements needed due to normal use.

Life-to-Date Expenditures Through FY 2023-24 0

PROJECT PHASE	Budget FY 2024/25	FY 25/26 - 26/27 Budget		FY 2027/28	FY 2028/29	FY 2029/30 and Beyond	Total
		New Request FY 2025/26	New Request FY 2026/27				
Prelim. Eng. / Environ.				720,000			720,000
Design				1,440,000			1,440,000
Right of Way							
Construction				72,738,000			72,738,000
Other							
<b>PROJECT TOTAL</b>	<b>0</b>	<b>0</b>	<b>0</b>	<b>74,898,000</b>	<b>0</b>	<b>0</b>	<b>74,898,000</b>

FUNDING SOURCE	Budget FY 2024/25	New Request FY 2025/26	New Request FY 2026/27	FY 2027/28	FY 2028/29	FY 2029/30 and Beyond	Total
<b>REVENUE TOTAL</b>	<b>0</b>	<b>0</b>	<b>0</b>	<b>74,898,000</b>	<b>0</b>	<b>0</b>	<b>74,898,000</b>

City of Moreno Valley  
 Capital Improvement Plan - Project Details  
 FYs 2025-2030 and Beyond

March Field Park Ballfield Light Upgrade

Department / Division:	Project Priority:	Project Status:	Council District(s):
50 - Parks & Community Svcs / 57 - PCS - Parks		Deleted	

Schedule:

---



---



---



---



---



---



---



Project Description:

Upgrade the ballfield lights on field 1 and 2. The new lights would be controlled by the existing Musco Control Link system. The new lighting will be energy efficient LED.

Justification or Significance of Improvement:

The ballfield lights at this site are original to the park. The lighting is not sufficient for the sport and should be replaced.

Estimated Maintenance Costs:

Park maintenance costs average approximately \$12,000 per acre per year based on budget information provided by the Parks Maintenance Division. Actual maintenance costs may vary depending on the size and amenities of the site. Currently no new funding source has been identified to fund costs associated with future replacements needed due to normal use.

Life-to-Date Expenditures Through FY 2023-24 0

PROJECT PHASE	Budget FY 2024/25	FY 25/26 - 26/27 Budget		FY 2027/28	FY 2028/29	FY 2029/30 and Beyond	Total
		New Request FY 2025/26	New Request FY 2026/27				
Prelim. Eng. / Environ.							
Design				121,500			121,500
Right of Way							
Construction				1,518,800			1,518,800
Other							
<b>PROJECT TOTAL</b>	<b>0</b>	<b>0</b>	<b>0</b>	<b>1,640,300</b>	<b>0</b>	<b>0</b>	<b>1,640,300</b>

FUNDING SOURCE	Budget FY 2024/25	New Request FY 2025/26	New Request FY 2026/27	FY 2027/28	FY 2028/29	FY 2029/30 and Beyond	Total
<b>REVENUE TOTAL</b>	<b>0</b>	<b>0</b>	<b>0</b>	<b>1,640,300</b>	<b>0</b>	<b>0</b>	<b>1,640,300</b>

City of Moreno Valley  
 Capital Improvement Plan - Project Details  
 FYs 2025-2030 and Beyond

March Field Park Design

Department / Division: 50 - Parks & Community Svcs / 57 - PCS - Parks	Project Priority:	Project Status: Deleted	Council District(s):
--	-------------------	----------------------------	----------------------

Schedule:

---



---



---



---



---



---



---



Project Description:

March Field Park design will plan and design specific amenities/improvements such as sports fields, restrooms, etc.

Justification or Significance of Improvement:

March Field Park has approximately 60 acres of undeveloped open space. The design is the first step to providing improvements for the growing community.

Estimated Maintenance Costs:

Park maintenance costs average approximately \$12,000 per acre per year based on budget information provided by the Parks Maintenance Division. Actual maintenance costs may vary depending on the size and amenities of the site. Currently no new funding source has been identified to fund costs associated with future replacements needed due to normal use.

Life-to-Date Expenditures Through FY 2023-24 0

PROJECT PHASE	Budget FY 2024/25	FY 25/26 - 26/27 Budget		FY 2027/28	FY 2028/29	FY 2029/30 and Beyond	Total
		New Request FY 2025/26	New Request FY 2026/27				
Prelim. Eng. / Environ.							
Design				441,000			441,000
Right of Way							
Construction							
Other							
<b>PROJECT TOTAL</b>	<b>0</b>	<b>0</b>	<b>0</b>	<b>441,000</b>	<b>0</b>	<b>0</b>	<b>441,000</b>

FUNDING SOURCE	Budget FY 2024/25	New Request FY 2025/26	New Request FY 2026/27	FY 2027/28	FY 2028/29	FY 2029/30 and Beyond	Total
<b>REVENUE TOTAL</b>	<b>0</b>	<b>0</b>	<b>0</b>	<b>441,000</b>	<b>0</b>	<b>0</b>	<b>441,000</b>

City of Moreno Valley  
 Capital Improvement Plan - Project Details  
 FYs 2025-2030 and Beyond

March Field Park Multi-Use Field Construction

Department / Division: 50 - Parks & Community Svcs / 57 - PCS - Parks	Project Priority:	Project Status: Deleted	Council District(s):
--	-------------------	----------------------------	----------------------

Schedule:

---



---



---



---



---



---



---



Project Description:

The March Field Park master plan calls for multi-use fields, ballfields, restrooms, and on site / off site improvements.

Justification or Significance of Improvement:

March Field Park has approximately 60 acres of undeveloped open space. Development of the site will provide the entire community with quality recreational facilities, adhering to the General Plan.

Estimated Maintenance Costs:

Park maintenance costs average approximately \$12,000 per acre per year based on budget information provided by the Parks Maintenance Division. Actual maintenance costs may vary depending on the size and amenities of the site. Currently no new funding source has been identified to fund costs associated with future replacements needed due to normal use.

Life-to-Date Expenditures Through FY 2023-24 0

PROJECT PHASE	Budget FY 2024/25	FY 25/26 - 26/27 Budget		FY 2027/28	FY 2028/29	FY 2029/30 and Beyond	Total
		New Request FY 2025/26	New Request FY 2026/27				
Prelim. Eng. / Environ.				311,000			311,000
Design				360,000			360,000
Right of Way							
Construction				29,435,000			29,435,000
Other							
<b>PROJECT TOTAL</b>	<b>0</b>	<b>0</b>	<b>0</b>	<b>30,106,000</b>	<b>0</b>	<b>0</b>	<b>30,106,000</b>

FUNDING SOURCE	Budget FY 2024/25	New Request FY 2025/26	New Request FY 2026/27	FY 2027/28	FY 2028/29	FY 2029/30 and Beyond	Total
<b>REVENUE TOTAL</b>	<b>0</b>	<b>0</b>	<b>0</b>	<b>30,106,000</b>	<b>0</b>	<b>0</b>	<b>30,106,000</b>

City of Moreno Valley  
 Capital Improvement Plan - Project Details  
 FYs 2025-2030 and Beyond

Redlands Boulevard / Brodiaea Avenue Park and Community Center

Department / Division:	Project Priority:	Project Status:	Council District(s):
50 - Parks & Community Svcs / 57 - PCS - Parks		Deleted	District 3

Schedule:

---



---



---



---



---



---



---



Project Description:

A future park site exists within the Cactus Corridor (SP214). This site is approximately 7.5 acres. Amenities should include a recreation building, tot lot, multiuse sports field area, landscaping, and on site parking.

Justification or Significance of Improvement:

The Cactus Corridor is projected to have over 2500 residents. A park is necessary to keep with the City's General Plan.

Estimated Maintenance Costs:

Park maintenance costs average approximately \$12,000 per acre per year based on budget information provided by the Parks Maintenance Division. Actual maintenance costs may vary depending on the size and amenities of the site. Currently no new funding source has been identified to fund costs associated with future replacements needed due to normal use.

Life-to-Date Expenditures Through FY 2023-24 0

PROJECT PHASE	Budget FY 2024/25	FY 25/26 - 26/27 Budget		FY 2027/28	FY 2028/29	FY 2029/30 and Beyond	Total
		New Request FY 2025/26	New Request FY 2026/27				
Prelim. Eng. / Environ.							
Design				1,440,000			1,440,000
Right of Way							
Construction				10,079,000			10,079,000
Other							
<b>PROJECT TOTAL</b>	<b>0</b>	<b>0</b>	<b>0</b>	<b>11,519,000</b>	<b>0</b>	<b>0</b>	<b>11,519,000</b>

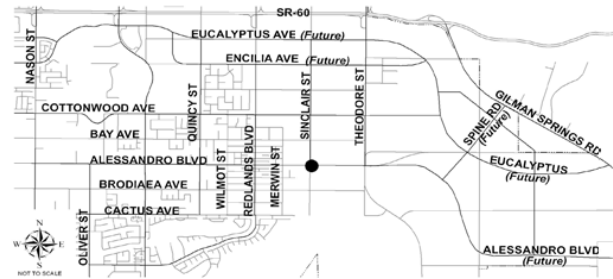
FUNDING SOURCE	Budget FY 2024/25	New Request FY 2025/26	New Request FY 2026/27	FY 2027/28	FY 2028/29	FY 2029/30 and Beyond	Total
<b>REVENUE TOTAL</b>	<b>0</b>	<b>0</b>	<b>0</b>	<b>11,519,000</b>	<b>0</b>	<b>0</b>	<b>11,519,000</b>

City of Moreno Valley  
 Capital Improvement Plan - Project Details  
 FYs 2025-2030 and Beyond

Alessandro Boulevard / Sinclair Street Traffic Signal

<b>Department / Division:</b>	<b>Project Priority:</b>	<b>Project Status:</b>	<b>Council District(s):</b>
70 - Public Works / 76 - PW - Transportation	Deferrable Start within 5 to 10 yrs	Deleted	District 3

Schedule:



Project Description:

This project will signalize the intersection of Alessandro Boulevard / Sinclair Street. This intersection is included in the City's future traffic signal data base for signalization. Future traffic signals will be constructed at half-mile spacing.

Justification or Significance of Improvement:

This signal will be conditioned for design and construction either by the developers or by the City as the development occurs within the vicinity of this intersection. The traffic signal will be completed using DIF funds.

Estimated Maintenance Costs:

Annual average costs associated with traffic signal maintenance are approximately \$3,500 per traffic signal. Although actual maintenance costs may vary, this cost is based on the City's historical maintenance costs for traffic signals. Currently no new source has been identified to fund the maintenance of the new traffic signal(s) in this project.

Life-to-Date Expenditures Through FY 2023-24 0

PROJECT PHASE	Budget FY 2024/25	FY 25/26 - 26/27 Budget		FY 2027/28	FY 2028/29	FY 2029/30 and Beyond	Total
		New Request FY 2025/26	New Request FY 2026/27				
Prelim. Eng. / Environ.				17,000			17,000
Design				90,000			90,000
Right of Way							
Construction				315,000			315,000
Other							
<b>PROJECT TOTAL</b>	<b>0</b>	<b>0</b>	<b>0</b>	<b>422,000</b>	<b>0</b>	<b>0</b>	<b>422,000</b>

FUNDING SOURCE	Budget FY 2024/25	New Request FY 2025/26	New Request FY 2026/27	FY 2027/28	FY 2028/29	FY 2029/30 and Beyond	Total
<b>REVENUE TOTAL</b>	<b>0</b>	<b>0</b>	<b>0</b>	<b>422,000</b>	<b>0</b>	<b>0</b>	<b>422,000</b>



City of Moreno Valley  
 Capital Improvement Plan - Project Details  
 FYs 2025-2030 and Beyond

Alessandro Boulevard / World Logistics Center Parkway Traffic Signal

<b>Department / Division:</b>	<b>Project Priority:</b>	<b>Project Status:</b>	<b>Council District(s):</b>
70 - Public Works / 76 - PW - Transportation	Deferrable Start within 5 to 10 yrs	Deleted	District 3

Schedule:

---



---



---



---



---



---



---



**Project Description:**

This project will signalize the intersection of Alessandro Boulevard / Theodore Street. This intersection is included in the City's future traffic signal data base for signalization. Future traffic signals will be constructed at half-mile spacing.

**Justification or Significance of Improvement:**

This signal will be conditioned for design and construction either by the developers or by the City as the development occurs within the vicinity of this intersection. The traffic signal will be completed using DIF funds.

**Estimated Maintenance Costs:**

Annual average costs associated with traffic signal maintenance are approximately \$3,500 per traffic signal. Although actual maintenance costs may vary, this cost is based on the City's historical maintenance costs for traffic signals. Currently no new source has been identified to fund the maintenance of the new traffic signal(s) in this project.

Life-to-Date Expenditures Through FY 2023-24 0

PROJECT PHASE	Budget FY 2024/25	FY 25/26 - 26/27 Budget			FY 2027/28	FY 2028/29	FY 2029/30 and Beyond	Total
		New Request FY 2025/26	New Request FY 2026/27					
Prelim. Eng. / Environ.				17,000			17,000	
Design				90,000			90,000	
Right of Way								
Construction				315,000			315,000	
Other								
<b>PROJECT TOTAL</b>	<b>0</b>	<b>0</b>	<b>0</b>	<b>422,000</b>	<b>0</b>	<b>0</b>	<b>422,000</b>	

FUNDING SOURCE	Budget FY 2024/25	New Request FY 2025/26	New Request FY 2026/27	FY 2027/28	FY 2028/29	FY 2029/30 and Beyond	Total
<b>REVENUE TOTAL</b>	<b>0</b>	<b>0</b>	<b>0</b>	<b>422,000</b>	<b>0</b>	<b>0</b>	<b>422,000</b>

City of Moreno Valley  
 Capital Improvement Plan - Project Details  
 FYs 2025-2030 and Beyond

Cottonwood Avenue / Sinclair Street Traffic Signal

<b>Department / Division:</b> 70 - Public Works / 76 - PW - Transportation	<b>Project Priority:</b> Deferrable Start within 5 to 10 yrs	<b>Project Status:</b> Deleted	<b>Council District(s):</b> District 3
---	---	-----------------------------------	---

Schedule:

---



---



---



---



---



---



Project Description:

This project will signalize the intersection of Cottonwood Avenue / Sinclair Street. This intersection is included in the City's future traffic signal data base for signalization. Future traffic signals will be constructed at half-mile spacing.

Justification or Significance of Improvement:

This signal will be conditioned for design and construction either by the developers or by the City as the development occurs within the vicinity of this intersection. The traffic signal will be completed using DIF funds.

Estimated Maintenance Costs:

Annual average costs associated with traffic signal maintenance are approximately \$3,500 per traffic signal. Although actual maintenance costs may vary, this cost is based on the City's historical maintenance costs for traffic signals. Currently no new source has been identified to fund the maintenance of the new traffic signal(s) in this project.

Life-to-Date Expenditures Through FY 2023-24 0

PROJECT PHASE	Budget FY 2024/25	FY 25/26 - 26/27 Budget		FY 2027/28	FY 2028/29	FY 2029/30 and Beyond	Total
		New Request FY 2025/26	New Request FY 2026/27				
Prelim. Eng. / Environ.				17,000			17,000
Design				90,000			90,000
Right of Way							
Construction				315,000			315,000
Other							
<b>PROJECT TOTAL</b>	<b>0</b>	<b>0</b>	<b>0</b>	<b>422,000</b>	<b>0</b>	<b>0</b>	<b>422,000</b>

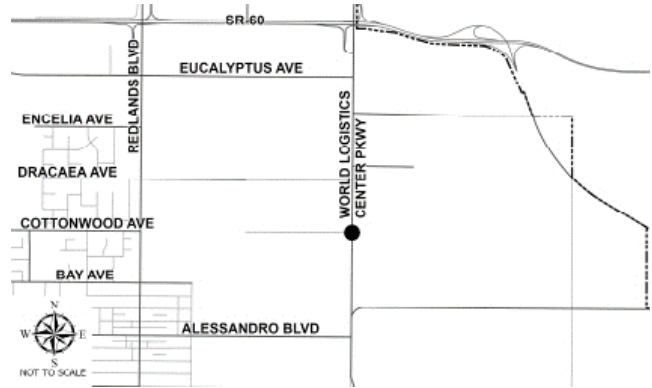
FUNDING SOURCE	Budget FY 2024/25	New Request FY 2025/26	New Request FY 2026/27	FY 2027/28	FY 2028/29	FY 2029/30 and Beyond	Total
<b>REVENUE TOTAL</b>	<b>0</b>	<b>0</b>	<b>0</b>	<b>422,000</b>	<b>0</b>	<b>0</b>	<b>422,000</b>

City of Moreno Valley  
 Capital Improvement Plan - Project Details  
 FYs 2025-2030 and Beyond

Cottonwood Avenue / World Logistics Center Parkway Traffic Signal

<b>Department / Division:</b> 70 - Public Works / 76 - PW - Transportation	<b>Project Priority:</b> Deferrable Start within 5 to 10 yrs	<b>Project Status:</b> Deleted	<b>Council District(s):</b> District 3
---	---	-----------------------------------	---

Schedule:



Project Description:

This project will signalize the intersection of Cottonwood Avenue / Theodore Street. This intersection is included in the City's future traffic signal data base for signalization. Future traffic signals will be constructed at half-mile spacing.

Justification or Significance of Improvement:

This signal will be conditioned for design and construction either by the developers or by the City as the development occurs within the vicinity of this intersection. The traffic signal will be completed using DIF funds.

Estimated Maintenance Costs:

Annual average costs associated with traffic signal maintenance are approximately \$3,500 per traffic signal. Although actual maintenance costs may vary, this cost is based on the City's historical maintenance costs for traffic signals. Currently no new source has been identified to fund the maintenance of the new traffic signal(s) in this project.

Life-to-Date Expenditures Through FY 2023-24 0

PROJECT PHASE	Budget FY 2024/25	FY 25/26 - 26/27 Budget		FY 2027/28	FY 2028/29	FY 2029/30 and Beyond	Total
		New Request FY 2025/26	New Request FY 2026/27				
Prelim. Eng. / Environ.				17,000			17,000
Design				90,000			90,000
Right of Way							
Construction				315,000			315,000
Other							
<b>PROJECT TOTAL</b>	<b>0</b>	<b>0</b>	<b>0</b>	<b>422,000</b>	<b>0</b>	<b>0</b>	<b>422,000</b>

FUNDING SOURCE	Budget FY 2024/25	New Request FY 2025/26	New Request FY 2026/27	FY 2027/28	FY 2028/29	FY 2029/30 and Beyond	Total
<b>REVENUE TOTAL</b>	<b>0</b>	<b>0</b>	<b>0</b>	<b>422,000</b>	<b>0</b>	<b>0</b>	<b>422,000</b>

City of Moreno Valley  
 Capital Improvement Plan - Project Details  
 FYs 2025-2030 and Beyond

**Eucalyptus Avenue (formerly Fir Avenue) / Sinclair Street Traffic Signal**

<b>Department / Division:</b>	<b>Project Priority:</b>	<b>Project Status:</b>	<b>Council District(s):</b>
70 - Public Works / 76 - PW - Transportation	Deferrable Start within 5 to 10 yrs	Deleted	District 3

Schedule:

---



---



---



---



---



---



---



**Project Description:**

This project will signalize the intersection of Eucalyptus Avenue (formerly Fir Avenue) / Sinclair Street. This intersection is included in the City’s future traffic signal data base for signalization. Future traffic signals will be constructed at half-mile spacing.

**Justification or Significance of Improvement:**

This signal will be conditioned for design and construction either by the developers or by the City as the development occurs within the vicinity of this intersection. The traffic signal will be completed using DIF funds.

**Estimated Maintenance Costs:**

Annual average costs associated with traffic signal maintenance are approximately \$3,500 per traffic signal. Although actual maintenance costs may vary, this cost is based on the City’s historical maintenance costs for traffic signals. Currently no new source has been identified to fund the maintenance of the new traffic signal(s) in this project.

Life-to-Date Expenditures Through FY 2023- 24 0

PROJECT PHASE	Budget FY 2024/25	FY 25/26 - 26/27 Budget		FY 2027/28	FY 2028/29	FY 2029/30 and Beyond	Total
		New Request FY 2025/26	New Request FY 2026/27				
Prelim. Eng. / Environ.				17,000			17,000
Design				90,000			90,000
Right of Way							
Construction				315,000			315,000
Other							
<b>PROJECT TOTAL</b>	<b>0</b>	<b>0</b>	<b>0</b>	<b>422,000</b>	<b>0</b>	<b>0</b>	<b>422,000</b>

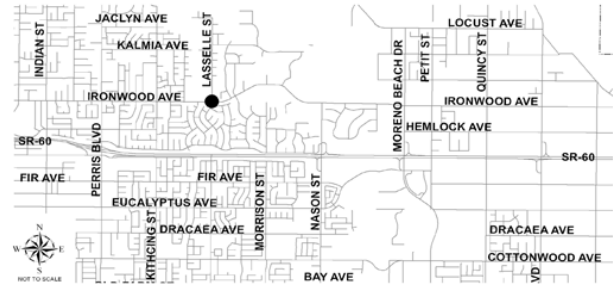
FUNDING SOURCE	Budget FY 2024/25	New Request FY 2025/26	New Request FY 2026/27	FY 2027/28	FY 2028/29	FY 2029/30 and Beyond	Total
<b>REVENUE TOTAL</b>	<b>0</b>	<b>0</b>	<b>0</b>	<b>422,000</b>	<b>0</b>	<b>0</b>	<b>422,000</b>

City of Moreno Valley  
 Capital Improvement Plan - Project Details  
 FYs 2025-2030 and Beyond

Ironwood Avenue / Lasselle Street Traffic Signal

<b>Department / Division:</b>	<b>Project Priority:</b>	<b>Project Status:</b>	<b>Council District(s):</b>
70 - Public Works / 76 - PW - Transportation	Deferrable Start within 5 to 10 yrs	Deleted	District 2

Schedule:



Project Description:

This project will signalize the intersection of Ironwood Avenue / Lasselle Street. This intersection is included in the City's future traffic signal data base for signalization. Future traffic signals will be constructed at half-mile spacing.

Justification or Significance of Improvement:

This signal will be conditioned for design and construction either by the developers or by the City as the development occurs within the vicinity of this intersection. The traffic signal will be completed using DIF funds.

Estimated Maintenance Costs:

Annual average costs associated with traffic signal maintenance are approximately \$3,500 per traffic signal. Although actual maintenance costs may vary, this cost is based on the City's historical maintenance costs for traffic signals. Currently no new source has been identified to fund the maintenance of the new traffic signal(s) in this project.

Life-to-Date Expenditures Through FY 2023-24 0

PROJECT PHASE	Budget FY 2024/25	FY 25/26 - 26/27 Budget		FY 2027/28	FY 2028/29	FY 2029/30 and Beyond	Total
		New Request FY 2025/26	New Request FY 2026/27				
Prelim. Eng. / Environ.				17,000			17,000
Design				90,000			90,000
Right of Way							
Construction				315,000			315,000
Other							
<b>PROJECT TOTAL</b>	<b>0</b>	<b>0</b>	<b>0</b>	<b>422,000</b>	<b>0</b>	<b>0</b>	<b>422,000</b>

FUNDING SOURCE	Budget FY 2024/25	New Request FY 2025/26	New Request FY 2026/27	FY 2027/28	FY 2028/29	FY 2029/30 and Beyond	Total
<b>REVENUE TOTAL</b>	<b>0</b>	<b>0</b>	<b>0</b>	<b>422,000</b>	<b>0</b>	<b>0</b>	<b>422,000</b>

City of Moreno Valley  
 Capital Improvement Plan - Project Details  
 FYs 2025-2030 and Beyond

Lasselle Street / Alessandro Boulevard Traffic Signal

<b>Department / Division:</b>	<b>Project Priority:</b>	<b>Project Status:</b>	<b>Council District(s):</b>
70 - Public Works / 76 - PW - Transportation	Deferrable Start within 5 to 10 yrs	Deleted	District 3

Schedule:

---

---

---

---

---

---

---

---

---

---



Project Description:

This project will relocate existing traffic signal equipment that is not at its ultimate location. The work would be undertaken at the same time that road widening occurs.

Justification or Significance of Improvement:

Modification of signalized intersections to place equipment at its ultimate location is a key component of completing the City's road infrastructure.

Estimated Maintenance Costs:

Annual average costs associated with traffic signal maintenance are approximately \$3,500 per traffic signal. Although actual maintenance costs may vary, this cost is based on the City's historical maintenance costs for traffic signals. Currently no new source has been identified to fund the maintenance of the new traffic signal(s) in this project.

Life-to-Date Expenditures Through FY 2023-24 0

PROJECT PHASE	Budget FY 2024/25	FY 25/26 - 26/27 Budget		FY 2027/28	FY 2028/29	FY 2029/30 and Beyond	Total
		New Request FY 2025/26	New Request FY 2026/27				
Prelim. Eng. / Environ.							
Design				72,000			72,000
Right of Way							
Construction				145,000			145,000
Other							
<b>PROJECT TOTAL</b>	<b>0</b>	<b>0</b>	<b>0</b>	<b>217,000</b>	<b>0</b>	<b>0</b>	<b>217,000</b>

FUNDING SOURCE	Budget FY 2024/25	New Request FY 2025/26	New Request FY 2026/27	FY 2027/28	FY 2028/29	FY 2029/30 and Beyond	Total
<b>REVENUE TOTAL</b>	<b>0</b>	<b>0</b>	<b>0</b>	<b>217,000</b>	<b>0</b>	<b>0</b>	<b>217,000</b>

City of Moreno Valley  
 Capital Improvement Plan - Project Details  
 FYs 2025-2030 and Beyond

Moreno Beach Drive / Championship Drive Traffic Signal

<b>Department / Division:</b>	<b>Project Priority:</b>	<b>Project Status:</b>	<b>Council District(s):</b>
70 - Public Works / 76 - PW - Transportation	Deferrable Start within 5 to 10 yrs	Deleted	District 4

Schedule:

---



---



---



---



---



---



**Project Description:**

This project will signalize the intersection of Moreno Beach Drive / Championship Drive. This intersection is included in the City's future traffic signal data base for signalization. Future traffic signals will be constructed at half-mile spacing.

**Justification or Significance of Improvement:**

This signal will be conditioned for design and construction either by the developers or by the City as the development occurs within the vicinity of this intersection. The traffic signal will be completed using DIF funds.

**Estimated Maintenance Costs:**

Annual average costs associated with traffic signal maintenance are approximately \$3,500 per traffic signal. Although actual maintenance costs may vary, this cost is based on the City's historical maintenance costs for traffic signals. Currently no new source has been identified to fund the maintenance of the new traffic signal(s) in this project.

Life-to-Date Expenditures Through FY 2023-24 0

PROJECT PHASE	Budget FY 2024/25	FY 25/26 - 26/27 Budget		FY 2027/28	FY 2028/29	FY 2029/30 and Beyond	Total
		New Request FY 2025/26	New Request FY 2026/27				
Prelim. Eng. / Environ.				17,000			17,000
Design				90,000			90,000
Right of Way							
Construction				315,000			315,000
Other							
<b>PROJECT TOTAL</b>	<b>0</b>	<b>0</b>	<b>0</b>	<b>422,000</b>	<b>0</b>	<b>0</b>	<b>422,000</b>

FUNDING SOURCE	Budget FY 2024/25	New Request FY 2025/26	New Request FY 2026/27	FY 2027/28	FY 2028/29	FY 2029/30 and Beyond	Total
<b>REVENUE TOTAL</b>	<b>0</b>	<b>0</b>	<b>0</b>	<b>422,000</b>	<b>0</b>	<b>0</b>	<b>422,000</b>



City of Moreno Valley  
 Capital Improvement Plan - Project Details  
 FYs 2025-2030 and Beyond

Perris Boulevard / Santiago Drive Traffic Signal

<b>Department / Division:</b>	<b>Project Priority:</b>	<b>Project Status:</b>	<b>Council District(s):</b>
70 - Public Works / 76 - PW - Transportation	Deferrable Start within 5 to 10 yrs	Deleted	District 4

Schedule:

---



---



---



---



---



---



---



Project Description:

This project will signalize the intersection of Perris Boulevard / Santiago Drive. This intersection is included in the City's future traffic signal data base for signalization. Future traffic signals will be constructed at half-mile spacing.

Justification or Significance of Improvement:

This signal will be conditioned for design and construction either by the developers or by the City as the development occurs within the vicinity of this intersection. The traffic signal will be completed using DIF funds.

Estimated Maintenance Costs:


Annual average costs associated with traffic signal maintenance are approximately \$3,500 per traffic signal. Although actual maintenance costs may vary, this cost is based on the City's historical maintenance costs for traffic signals. Currently no new source has been identified to fund the maintenance of the new traffic signal(s) in this project.

Life-to-Date Expenditures Through FY 2023-24 0

PROJECT PHASE	Budget FY 2024/25	FY 25/26 - 26/27 Budget		FY 2027/28	FY 2028/29	FY 2029/30 and Beyond	Total
		New Request FY 2025/26	New Request FY 2026/27				
Prelim. Eng. / Environ.				17,000			17,000
Design				90,000			90,000
Right of Way							
Construction				315,000			315,000
Other							
<b>PROJECT TOTAL</b>	<b>0</b>	<b>0</b>	<b>0</b>	<b>422,000</b>	<b>0</b>	<b>0</b>	<b>422,000</b>

FUNDING SOURCE	Budget FY 2024/25	New Request FY 2025/26	New Request FY 2026/27	FY 2027/28	FY 2028/29	FY 2029/30 and Beyond	Total
<b>REVENUE TOTAL</b>	<b>0</b>	<b>0</b>	<b>0</b>	<b>422,000</b>	<b>0</b>	<b>0</b>	<b>422,000</b>



THIS PAGE INTENTIONALLY LEFT BLANK



# GLOSSARIES

CAPITAL IMPROVEMENT PLAN 2025/26 • 2026/27 / CITY OF MORENO VALLEY



## Glossary of Abbreviations


AB	Assembly Bill
ADA	Americans with Disabilities Act
ADP	Area Drainage Plan
APN	Assessor's Parcel Number
ATP	Active Transportation Program
BLS	Bureau of Labor Statistics
BSMWC	Box Springs Mutual Water Company
CALTRANS	California Department of Transportation
CAMUTCD	California Manual on Uniform Traffic Control Devices
CAP PROJ	Capital Projects
CCI	Construction Cost Index
CCTV	Closed Circuit Television
CDBG	Community Development Block Grant
CFD	Community Facilities District
CIP	Capital Improvement Plan
CMAQ	Congestion, Mitigation and Air Quality
CONSTR	Construction
COPS	Certificates of Participation
CP	Capital Projects
CPI	Consumer Price Index
CPSC	Consumer Product Safety Commission
DIF	Development Impact Fee
DMS	Dynamic Message Signs
EIR	Environmental Impact Report
DSL	Digital Subscriber Line
EMWD	Eastern Municipal Water District
ENG	Engineering
ENR	Engineering News Record
ENVIRON	Environmental
EV	Electric Vehicle
EVP	Emergency Vehicle Pre-Emption
FHWA	Federal Highway Administration
FTIP	Federal Transportation Improvement Program
FY	Fiscal Year



GASB	Governmental Accounting Standards Board
GEN	General
HBRR	Highway Bridge Replacement and Rehabilitation
HMGP	Highway Mitigation Grant Program
HSIP	Highway Safety Improvement Program
HUD	Housing and Urban Development
ITS	Intelligent Transportation System
JPA	Joint Power Authority
LED	Light Emitting Diode
LF	Linear Feet
LMD	Landscape Maintenance District
LRB	Lease Revenue Bond
MARA	Measure A Regional Arterial
MARB	March Air Reserve Base
MDP	Master Drainage Plan
MGMT	Management
MSRC	Mobile Source Air Pollution Reduction Review Committee
MVU	Moreno Valley Utility
MVUSD	Moreno Valley Unified School District
PA&ED	Planning Approvals and Environmental Documents
PCS	Parks & Community Services
PDS	Project Delivery Support
PRELIM	Preliminary
PS&E	Plans, Specifications, and Estimates
PSR	Project Study Report
PVSD	Perris Valley Storm Drain
PW	Public Works
RCFC	Riverside County Flood Control
RCFC&WCD	Riverside County Flood Control and Water Conservation District
RCRMC	Riverside County Regional Medical Center
RCTC	Riverside County Transportation Commission
ROW	Right of Way
SB	Senate Bill
SCADA	Supervisory Control and Data Acquisition
SCAG	Southern California Association of Governments

SCE	Southern California Edison
SF	Square Feet
SLPP	State Local Partnership Program
SR2S	Safe Routes to School (State of California)
SRTS	Safe Routes to School (FHWA)
STPL	State Transportation Program Local
SVCS	Services
TBD	To Be Determined
TCEP	Trade Corridor Enhancement Program
TECH	Technology
TIP	Transportation Improvement Program
TRIP	Total Road Improvement Program
TUMF	Transportation Uniform Mitigation Fee
WRCOG	Western Regional Council of Governments





THIS PAGE INTENTIONALLY LEFT BLANK

## Glossary of Funds

- 1010 General Fund  
The General Fund is used to account for all revenues not specifically levied or collected for a dedicated purpose and for expenditures related to general City operations and activities.
- 2000 Gas Tax Fund  
The Gas Tax Fund is used to account for the City's share of state gas tax revenue restricted for street improvement and maintenance. The revenue is apportioned under the State of California Streets and Highway Code based on relative percentage share of the California population. In addition, each city with a population of 100,000 to 500,000 receives \$10,000 annually in the month of July to be used exclusively for the purpose of engineering costs and administrative expenses in respect to city streets. It is generally an operating fund subsidized by the General Fund.
- 2000A Road Maintenance and Rehabilitation Account (Gas Tax) Fund  
The Road Maintenance and Rehabilitation Fund (Senate Bill 1) is used to account for the City's share of increased fuel excise taxes, diesel fuel sales taxes, and vehicle registration taxes. The new taxes were imposed under the Road Repair and Accountability Act of 2017. The allocations must be used on road maintenance and rehabilitation, safety projects, railroad grade separations, traffic control devices, or complete street components.
- 2001 Measure A Fund  
The Measure A Fund is used to account for the receipt and disbursement of the City's share of the countywide half-cent sales tax, specifically allocated for transit-related projects pursuant to a measure passed by the Riverside County voters. Measure A has been a major source of funding for the City's transportation infrastructure improvements.
- 2005 Air Quality Management Fund  
The Air Quality Management Fund is used to account for the City's share of the State AB 2766 funds. The revenue is apportioned to cities by the South Coast Air Quality Management District (SCAQMD) and is restricted for programs to reduce air pollution from mobile sources pursuant to the California Clean Air Act of 1988.
- 2008 Storm Water Management Fund  
This Storm Water Management Fund is used to account for the citywide storm water and non-storm water pollution prevention work conducted to comply with regulations set forth by the Federal Clean Water Act and State Water Resources Control Board.
- 2019 Quimby In-Lieu Park Fees Revenue Fund  
The Quimby In-Lieu Park Fees Revenue Fund is used to account for the collection and transfer of fees in lieu of park land dedication for the purpose of developing new or rehabilitating existing neighborhood parks, community parks, or recreational facilities to serve the subdivision paying the fees, in accordance with the Quimby Act, a 1965 provision in the State Subdivision Map Act for the dedication of park land.

- 2050 CFD No. 2014-01 (Maintenance Services) Fund  
The CFD No. 2014-01 Maintenance Services Fund is used to account for the improvements for and maintenance of certain public improvements associated with Community Facilities District 2014-01.
- 2300 Other Grants Fund  
The Other Grants fund is used to account for the receipt and disbursement of grants for Capital Improvement Plan projects.
- 2301 Capital Projects Grants Fund  
The Capital Projects Grants fund is used to account for the receipt and disbursement of allocated federal, state, and local grants for Capital Improvement Plan projects.
- 2512 Community Development Block Grant (CDBG) Fund  
The CDBG Fund is used to account for the administration of CDBG funds received from the Department of Housing and Urban Development (HUD) that provide funding of Fair Housing Counseling/Tenant Mediation, Code Enforcement services, and funding of certain capital projects.
- 2800 Southern California Association of Governments (SCAG) Article 3 Fund  
The SCAG Article 3 Fund is used to account for the receipt and disbursement of allocated Senate Bill (SB) 821 grant awards restricted for the construction of pedestrian and bikeway projects.
- 2901 Development Impact Fees (DIF) Revenue Fund - Arterial Streets  
The Arterial Streets DIF Revenue Fund is used to account for the restricted fees collected to provide funding for arterial street capital improvements related to the impact of development on various City services.
- 2902 Development Impact Fees (DIF) Revenue Fund - Traffic Signals  
The Traffic Signals DIF Revenue Fund is used to account for the restricted fees collected to provide funding for traffic signal capital improvements related to the impact of development on various City services.
- 2904 Development Impact Fees (DIF) Revenue Fund – Police  
The Police DIF Revenue Fund is used to account for the restricted fees collected to provide funding for police improvements related to the impact of development on various City services.
- 2905 Development Impact Fees (DIF) Revenue Fund - Park Improvements  
The Park Improvements DIF Revenue Fund is used to account for parks acquisition and development projects funded by revenues received from developers on a dwelling unit basis.
- 2907 Development Impact Fees (DIF) Revenue Fund – Recreation Center  
The Recreation Center DIF Revenue Fund is used to account for restricted fees collected to provide funding for recreation/ community center improvements, construction, and maintenance related to the impact of development on various City services.

- 2908 **Development Impact Fees (DIF) Revenue Fund - Library**  
The Library DIF Revenue Fund is used to account for the restricted fees collected to provide funding for library improvements related to the impact of development on various City services.
- 2909 **Development Impact Fees (DIF) Revenue Fund – City Hall**  
The City Hall DIF Revenue Fund is used to account for the restricted fees collected to provide funding for city hall improvements related to the impact of development on various City services.
- 2910 **Development Impact Fees (DIF) Revenue Fund - Corporate Yard**  
The Corporate Yard DIF Revenue Fund is used to account for the restricted fees collected to provide funding for Corporate Yard improvements related to the impact of development on various City services.
- 2911 **Development Impact Fees (DIF) Revenue Fund - Interchange Improvements**  
The Interchange Improvements DIF Revenue Fund is used to account for the restricted fees collected to provide funding for interchange improvements related to the impact of development on various City services.
- 2913 **Development Impact Fees (DIF) Revenue Fund – Animal Shelter**  
The Animal Shelter DIF Revenue Fund is used to account for the restricted fees collected to provide funding for animal shelter improvements related to the impact of development on various City services.
- 3000 **Facility Construction Fund**  
The Facility Construction Fund is used to account for projects where the revenue funding source does not have a dedicated expenditure fund.
- 3002 **Public Works General Capital Projects Fund**  
The Public Works General Capital Projects Fund is used to account for all costs associated with cooperative and reimbursement agreements.
- 3003 **Transportation Uniform Mitigation Fee (TUMF) Capital Projects Fund**  
The TUMF Capital Projects Fund is used to account for the mandatory development impact fee program in Western Riverside County designed to pay for road facilities that are needed to serve new developments. This program, enacted by a two-thirds majority of voters in 2002 was designed to pay for major roads and interchange projects that are needed to serve communities as a result of new development. The Western Riverside Council of Governments (WRCOG) administers the program.
- 3004 **Traffic Signal Mitigation Fund**  
The Traffic Signal Mitigation Fund is used to mitigate transportation system impacts from new development within and outside the City. Fair Share payments for improvements not covered by either Development Impact Fees (DIF) or Transportation Uniform Mitigation Fee (TUMF) programs.
- 3006 **Parks & Community Services Capital Projects Fund**  
The Parks & Community Services Capital Projects Fund is used to account for general park and recreation capital projects, the development of new parks and recreation facilities, community parks, neighborhood parks and sports facilities, and for the major renovation of existing parks and facilities.

- 3008 Capital Projects Reimbursements Fund  
The Capital Projects Reimbursements Fund is used to account for the receipt and disbursement of allocated General Fund appropriations for street improvements and maintenance.
- 3015 PCS Capital Project (Park Improvements) Fund  
The Parks & Community Services Capital Project Park Improvements Fund is used to account for general parks and recreation capital projects, the development of new parks and recreation facilities, community parks, neighborhood parks, trails, and sports facilities.
- 3016 PCS Capital Project (Quimby) Fund  
The Parks & Community Services Capital Project Quimby Fund is used to account for general parks and recreation capital projects, developing new parks and recreation facilities, community parks, neighborhood parks, trails, and sports facilities, and for rehabilitating existing parks and facilities.
- 3301 Development Impact Fees (DIF) Arterial Streets Capital Projects Fund  
The DIF Arterial Streets Capital Projects Fund is used to account for construction of arterial streets projects funded by the development impact fee revenues charged to developers.
- 3302 Development Impact Fees (DIF) Traffic Signals Capital Projects Fund  
The DIF Traffic Signals Capital Projects Fund is used to account for construction of traffic signals funded by the development impact fees charged to developers.
- 3311 Development Impact Fees (DIF) Interchange Improvements Capital Projects Fund  
The DIF Interchange Improvements Capital Projects Fund is used to account for construction of interchanges funded by the development impact fees charged to developers.
- 5011 Zone A Parks Fund  
Zone A provides funding for the operation and maintenance of parkland, linear parkway sites, improved multi-use trails, facilities, and recreational programs throughout the City.
- 5013 Zone E Extensive Landscape Fund  
The Zone E Extensive Landscape Fund is used to account for the improvements for and maintenance of certain public landscaped parkways, open space, and medians within Zone E.
- 5014 LMD 2014-02 Landscape Maintenance District Fund  
The LMD 2014-02 Landscape Maintenance District Fund is used to account for improvements for and maintenance of certain public landscape improvements within Landscape Maintenance District 2014-02.
- 5111 Zone D Standard Landscape Fund  
The Zone D Standard Landscape Fund is used to account for the improvements for and maintenance of certain public parkway and median landscape improvements within Zone D.
- 5112 Zone M Median Maintenance Fund  
The Zone M Median Maintenance Fund is used to account for the improvements for and maintenance of certain public landscape medians within Zone M.

- 5113 **CFD No. 1 Fund**  
Community Facilities District (CFD) No. 1 is used for the maintenance of new park facilities constructed after the formation of CFD No. 1 in 2003.
- 5114 **Zone S Sunnymead Boulevard Maintenance Fund**  
The Zone S Sunnymead Boulevard Maintenance Fund is used to account for the improvements for and maintenance of certain public parkway and median landscape improvements within Zone S.
- 6011 **Electric – Restricted Assets Fund**  
The Electric Restricted Asset fund is used to account for the capital assets and construction cost of projects funded by the City's Electric Utility Fund.
- 7220 **Technology Services Asset Fund**  
The Technology Services Asset Fund is used to account for the operations and capital projects relative to the maintenance, security, and support of the City's information systems backbone including computer, radio, and telephone systems.
- 7320 **Facilities Maintenance Asset Fund**  
The Facilities Maintenance Asset Fund is used to account for the operations and capital projects relative to the maintenance, repair, modification, modernization, and revitalization of City-controlled facilities and buildings.
- 7330 **Facilities Replacement Reserve Fund**  
The Facilities Replacement Reserve Fund is used to account for the operations and capital projects relative to the rehabilitation and replacement of City controlled facilities and buildings.
- 7510 **Equipment Replacement Reserve Fund**  
The Equipment Replacement Fund is used to account for the operations and capital projects relative to the rehabilitation and replacement of City-owned equipment.
- UNF **Unfunded Projects**  
Unfunded Projects are programmed projects for future years that do not yet have a specific funding source identified.

## Glossary of Terms

### Accounting

The systematic and comprehensive process of identifying, recording, measuring, classifying, verifying, summarizing, interpreting, and communicating financial information. It includes not only the maintenance of financial records, but also the preparation of financial and economic information relating to the organization. Accounting also provides information regarding available resources, the means employed to finance those resources, and the results achieved through their use.

### Accrual Basis of Accounting

The basis of accounting by which revenues are recorded when earned and expenditures are recorded when the liability is incurred.

### Allocation

The portion of a budget apportioned to a division or department within an organization.

### Appropriation

A specific amount of money authorized by the City Council for an approved work program or individual project.

### Asset

An economic resource that is owned or controlled to produce value. Capital projects are tangible assets that have a physical substance.

### Balanced Budget

A budget in which planned expenditures do not exceed planned funds available.

### Basis of Budgeting

Budgets are adopted on a basis consistent with accounting principles generally accepted in the United States of America. Annual appropriated CIP project budgets are adopted for all departments within the general, special revenue, and capital projects funds.

### Beginning/Ending Fund Balance

Unencumbered resources available in a fund from the prior/current year after payment of the prior/current year expenses.

### Bond

A certificate of debt issued by an entity, guaranteeing payment of the original investment, plus interest, by a specified future date.

### Budget

An annual financial plan that identifies revenues, types and levels of services to be provided, and the amount of funds that can be spent.

### Budget Calendar

The schedule of key dates or milestones which the City follows in the preparation and adoption of the budget.

### Build-Out

An urban planner's estimate of the amount and location of potential development for an area. An area that has been developed to the maximum extent possible or allowable by law.

### Capital Expenditures

Expenditures are usually related to major construction projects such as roads, buildings, and parks. These expenditures are typically capitalized and depreciated over time.

### Capital Improvement Plan

A multi-year financial plan which identifies proposed construction of physical assets, such as park, street, and recreational facilities, and provides a planning schedule and identifies options for financing the plan.

### Capital Project

A project that helps maintain or improve a City asset, often called infrastructure. Capital projects are any major projects requiring the expenditure of public funds (over and above operation expenditures) for the purchase, construction, or replacement



of the physical assets of the community. Long-term investment requiring relatively large sums to acquire, develop, improve, and/or maintain a capital asset (such as land, buildings, roads, technology infrastructure).

#### Contingency

An appropriation of funds to cover unforeseen events that occur during the fiscal year, such as federal mandates, shortfalls in revenue, construction costs, and similar eventualities.

#### Contract

A written agreement, enforceable by law, between two or more people or entities.

#### Department

An organizational unit comprised of programs or divisions. Examples include the Public Works Department, Parks and Community Services Department, and Finance Department.

#### Encumbrance

A legal obligation to expend funds for an expenditure that has not yet occurred. Encumbrances restrict a portion of the applicable appropriation for a specific purchase.

#### Engineering

The branch of science and technology concerned with the design, building, and use of structures, engines, and machines.

#### Expenditure

The actual spending of funds for identified goods and services that decreases net spendable resources and are authorized by appropriations.

#### Fee

A general term used for any charge levied by government for providing a service or performing an activity.

#### Fiscal Year

A twelve-month period of time designated as the budget year. The City of Moreno Valley's fiscal year is July 1 to June 30.

#### Fund

A self-balancing group of accounts recording cash and other financial resources, as well as related liabilities and residual equity. Funds are segregated to carry on specific activities or objectives in accordance with special regulations, restrictions or limitations as established by the State and Federal governments.

#### Fund Balance

Fund Balance reflects the difference between revenues and expenditures, as well as interfund transfers within an adopted fund. Beginning Fund balance is the accumulation of previous year's differences.

#### General Plan

The City's General Plan provides a guide to growth and land development in the community for both the current period and the long term. The General Plan is the foundation for establishing goals, purposes, zoning, and activities allowed on each land parcel to provide compatibility and continuity to the entire community as well as each individual neighborhood.

#### Generally Accepted Accounting Principles (GAAP)

Uniform minimum standards and guidelines for accounting and reporting that have been established by the accounting profession through the Governmental Accounting Standards Board (GASB).

#### Governmental Accounting Standards Board (GASB)

The Governmental Accounting Standards Board (GASB) was organized in 1984 by the Financial Accounting Foundation (FAF) to establish standards of financial accounting and reporting for state and local governmental entities. Its standards guide the preparation of external financial reports of those entities.

#### Grant

Contributions of cash or other assets from a governmental agency or organization to be used or expended for a specific purpose, activity, or facility.

**Infrastructure**

Facilities that support the daily life and growth of the City. The basic equipment and structures needed for an organization to function properly such as streets, bridges, drainage, and traffic signals.

**Internal Control**

A system of checks and balances, including a separation of duties, to ensure accountability standards. An accounting procedure or system designed to promote efficiency, implement a policy, safeguard assets, or avoid fraud and error, etc.

**Operating Budget**

The annual appropriation of funds for ongoing costs, which include salaries, benefits, maintenance, operation, and capital outlay items.

**Pay-As-You-Go**

The practice of funding expenditures with current funds rather than borrowing.

**Program**

Represents major areas or support functions defined as a service provided to citizens, other departments, or other agencies.

**Projection**

Represents the most recent estimate for current year revenue and expenditures. Projections are based upon several months of actual expenditure and revenue and consider the impact of unanticipated price or other economic factors.

**Proposed Budget**

A balanced budget presented to the City Council by the City Manager. Any City Council changes to the proposed budget are incorporated into the final adopted budget.

**Revenue**

Funds received from the collection of taxes, fees, permits, licenses, interest, and grants during the fiscal year.

**Schedule**

A summary of expenditures, revenues, positions, or other data that reflects funding sources and spending plans of the budget and capital improvement programs.

**Transfers**

Authorized exchanges of money, positions, or other resources between organizational units or funds.



# INDEX





# INDEX

CAPITAL IMPROVEMENT PLAN FY 2025-2030 AND BEYOND / CITY OF MORENO VALLEY

## Index by Project Name

(for Funded and Partially Funded Projects)

[ADA Curb Ramps Remediation Project](#)  
[Adrienne Mitchell Park Improvements](#)  
[Alessandro / Day / Cactus Loop](#)  
[Alessandro Boulevard / Day Street Traffic Signal](#)  
[Alessandro Boulevard \(Future\) / Gilman Springs Road Traffic Signal](#)  
[Alessandro Boulevard \(Future\) / Theodore Street to Gilman Springs Road](#)  
[Alessandro Boulevard / Frederick Street to Theodore Street](#)  
[Alessandro Boulevard / Old 215 Frontage Road to Frederick Street](#)  
[Alessandro Boulevard / Old 215 Frontage Road to Old I-215 Widening](#)  
[Alessandro Boulevard / Quincy Street Traffic Signal](#)  
[Alessandro Boulevard / Redlands Boulevard Traffic Signal](#)  
[Alessandro Boulevard / Sinclair Street Traffic Signal](#)  
[Alessandro Boulevard / World Logistics Center Parkway Traffic Signal](#)  
[Alessandro Boulevard Improvements - Moreno Beach Drive to 1270 Feet West](#)  
[Alessandro Boulevard Improvements - Nason Street to 1250 Feet East](#)  
[All Fire Stations: Personnel and Equipment Addition Facilities Needs](#)  
[Animal Services New Parcel Property Improvements](#)  
[Animal Shelter Expansion - Phase 2 to 4](#)  
[Animal Shelter Expansion and Refurbishment Phase 1](#)  
[Annual ADA Compliant Access Upgrades](#)  
[Annual ADA Park Improvements](#)  
[Annual Pavement Maintenance - Crack Seal](#)  
[Atwood Avenue / Perris Boulevard to Princess Lane](#)  
[Backbone System - Brodiaea Avenue between Quincy Street to Merwin Street](#)  
[Badlands Landfill Integrated Road Maintenance / WLC Parkway to Ironwood Avenue](#)  
[Badlands Landfill Integrated Road Maintenance Program](#)  
[Battery Storage](#)  
[Battery Storage at Moval South](#)  
[Bay Avenue / Old 215 Frontage Road to Day Street](#)  
[Bay Avenue Sidewalk Improvements - Day Street to Grant Street \(CDBG FY 24/25\)](#)  
[Bikeway Enhancement North of Krameria Avenue and West of Kitching Street](#)  
[Box Springs Road / West of Clark Street to Day Street](#)  
[Bridge Annual Inspection Program](#)  
[Bridge Mitigation Fees \(Fair-Share Contribution\)](#)  
[Bridge Preventative Maintenance Program - Implementation Phase](#)  
[Brodiaea Avenue / Quincy Street to Wilmot Street](#)  
[Brodiaea Avenue / Redlands Boulevard to Merwin Street](#)  
[Brodiaea Avenue / Wilmot Street to Redlands Boulevard](#)  
[Brodiaea Avenue Bridge / 735 Ft East of Redlands Boulevard](#)  
[Business & Employment Resource Center \(BERC\)](#)  
[Cactus Avenue / Nason Street to Redlands Boulevard](#)  
[Cactus Avenue / Quincy Street Traffic Signal](#)

# INDEX

CAPITAL IMPROVEMENT PLAN FY 2025-2030 AND BEYOND / CITY OF MORENO VALLEY

## Index by Project Name

(for Funded and Partially Funded Projects)

[Cactus Avenue Bridge / 405 Ft East of Wilmot Street](#)  
[Cactus Avenue Channel Improvements](#)  
[Cactus Avenue Reconstruction / I-215 to Elsworth Street](#)  
[Cactus Avenue Traffic Signal Improvements / I-215 to Perris Boulevard](#)  
[Capacity Increase at Moreno Valley Substation Phase 2](#)  
[Celebration Splash Pad Water Feature Renovation](#)  
[Charging Station Infrastructure at City Facilities](#)  
[Circuit Sensor Research and Development](#)  
[Citizen Engagement and Agenda Management](#)  
[City / EMWD Partnership to Rehabilitate Various Streets](#)  
[City Hall Elevator Modernization](#)  
[City Hall Security Improvements](#)  
[City Yard Chargers](#)  
[City Yards Building and Perimeter Wall](#)  
[Citywide Concrete Repair Program](#)  
[Citywide Electric Vehicle Charging Stations](#)  
[Citywide Fiber Optic Communications Expansion](#)  
[Citywide Full Trash Capture Device Installation](#)  
[Citywide Pavement Rehabilitation Program FY 21/22](#)  
[Citywide Pavement Rehabilitation Program FY 21/22 - 25/26 \(Arterial and Collector Streets\)](#)  
[Citywide Pavement Rehabilitation Program FY 22/23](#)  
[Citywide Pavement Rehabilitation Program FY 23/24](#)  
[Citywide Pavement Rehabilitation Program FY 24/25](#)  
[Citywide Pavement Rehabilitation Program FY 25/26](#)  
[Citywide Pavement Rehabilitation Program FY 26/27](#)  
[Citywide Pavement Rehabilitation Program FY 26/27 - 30/31 \(Arterial and Collector Streets\)](#)  
[Citywide Pavement Rehabilitation Program FY 27/28 and Beyond](#)  
[Citywide Private LTE Network](#)  
[Citywide Sidewalk Installation](#)  
[Citywide Sign Post Reflective Sleeves](#)  
[Citywide Traffic Sign Retroreflectivity Inventory](#)  
[Civic Center Exterior Lighting Safety Upgrades](#)  
[Community Park, Phase II](#)  
[Conduit in SR-60 / Theodore Street Interchange](#)  
[Conference and Recreation Center Microgrid](#)  
[Conference and Recreation Center Passive Park Gazebo](#)  
[Conference and Recreation Center Renovations](#)  
[Construct Basketball Courts in Parks](#)  
[Corporate Yard Building / Fleet Shop Remodel](#)  
[Corporate Yard Master Plan Build Out](#)  
[Corporate Yard Master Plan Update](#)  
[Corporate Yard Office Building F](#)

# INDEX

CAPITAL IMPROVEMENT PLAN FY 2025-2030 AND BEYOND / CITY OF MORENO VALLEY

## Index by Project Name

(for Funded and Partially Funded Projects)

[Cottonwood Avenue / Elsworth Street Traffic Signal](#)  
[Cottonwood Avenue / Old 215 Frontage Road to World Logistics Center Parkway](#)  
[Cottonwood Avenue / Old 215 Frontage Road Traffic Signal](#)  
[Cottonwood Avenue / Quincy Street Traffic Signal](#)  
[Cottonwood Avenue / Redlands Boulevard Traffic Signal](#)  
[Cottonwood Avenue / Sinclair Street Traffic Signal](#)  
[Cottonwood Avenue / World Logistics Center Parkway Traffic Signal](#)  
[Cottonwood Golf Center Irrigation Improvements](#)  
[Cottonwood Golf Center Parking Lot](#)  
[Cottonwood Golf Course - Rebuild Greens](#)  
[Curbside Electric Vehicle Charging Station](#)  
[Davis Street Roadway and Sidewalk Improvements / Ironwood Avenue to Manzanita Avenue](#)  
[Day Street / Alessandro Boulevard to Old 215 Frontage Road](#)  
[Day Street / Cottonwood Avenue to Alessandro Boulevard](#)  
[Day Street / Cottonwood Avenue Traffic Signal](#)  
[Day Street / Dracaea Avenue Traffic Signal](#)  
[Day Street / Eucalyptus Avenue Traffic Signal](#)  
[Day Street / Old 215 Frontage Road Traffic Signal](#)  
[Day Street / SR-60 Interchange](#)  
[Day Street Improvements / SR-60 to Ironwood Avenue](#)  
[Disc Golf Course-Hidden Springs Passive Park](#)  
[Dog Park at Animal Shelter](#)  
[Dog Park-District 3 & 4](#)  
[Dracaea Avenue / Nason Street to 700 Ft East of Nason Street](#)  
[Dracaea Avenue / Old 215 Frontage Road to Day Street](#)  
[Dracaea Avenue / Redlands Boulevard to 1,320 Ft East of Redlands Boulevard](#)  
[Dracaea Avenue / World Logistics Center Parkway to 1,500 Ft East](#)  
[Dracaea Avenue / World Logistics Center Parkway to 650 Ft West](#)  
[Drinking Fountain Replacements at Various Parks](#)  
[Drought Tolerant Landscaping and Turf Replacement](#)  
[Easement Acquisition for Street Purposes](#)  
[Edgemont Community Sidewalk and Street Improvements](#)  
[Edgemont Substation](#)  
[Elder Avenue / Kitching Street Traffic Signal](#)  
[Elder Avenue / Lasselle Street Traffic Signal](#)  
[Elder Avenue / Morrison Street to Nason Street](#)  
[Elder Avenue / Morrison Street Traffic Signal](#)  
[Electric Vehicle Charging Amphitheater Parking Lot](#)  
[Electric Vehicle Charging City Hall Fleet Parking Lot](#)  
[Electric Vehicle Charging Infrastructure](#)  
[Electric Vehicle Charging Station Corporate Yard](#)  
[Electrical System Automation](#)



# INDEX

CAPITAL IMPROVEMENT PLAN FY 2025-2030 AND BEYOND / CITY OF MORENO VALLEY

## Index by Project Name

(for Funded and Partially Funded Projects)

[Elsworth Street / Dracaea Avenue Modern Roundabout](#)  
[Emergency Operation Center Modernization](#)  
[Encilia Avenue \(formerly Eucalyptus Avenue\) / Quincy Street Traffic Signal](#)  
[Encilia Avenue \(formerly Eucalyptus Avenue\) / Redlands Boulevard Traffic Signal](#)  
[Encilia Avenue \(formerly Eucalyptus Avenue\) / World Logistics Center Parkway Traffic Signal](#)  
[Encilia Avenue / Moreno Beach Drive to Eucalyptus Avenue](#)  
[Energy Storage at City Hall Campus](#)  
[Entrance Arbors-Variou Parks](#)  
[Equestrian Center Enhancements](#)  
[ERP System Replacement for Finance, Human Resources, and Payroll Departments](#)  
[Eucalyptus Avenue \(formerly Fir Avenue\) / Encilia Avenue \(formerly Eucalyptus Avenue\) Traffic Signal](#)  
[Eucalyptus Avenue \(Formerly Fir Avenue\) / Petit Street to Redlands Boulevard](#)  
[Eucalyptus Avenue \(formerly Fir Avenue\) / Quincy Street Traffic Signal](#)  
[Eucalyptus Avenue \(formerly Fir Avenue\) / Sinclair Street Traffic Signal](#)  
[Eucalyptus Avenue / Heacock Street to Morrison Street](#)  
[Eucalyptus Avenue / I-215 to Towngate Boulevard](#)  
[Eucalyptus Avenue / Indian Street Traffic Signal](#)  
[Eucalyptus Avenue / Kitching Street Traffic Signal](#)  
[Eucalyptus Avenue / Lasselle Street Traffic Signal](#)  
[Eucalyptus Avenue / Redlands Boulevard to Theodore Street](#)  
[Fencing Installation-Hidden Springs Park](#)  
[Fir Avenue / Tamara Drive to Kitching Street and Tamara Drive \(East Side\)](#)  
[Fire Alarm Systems Replacement](#)  
[Fire Station \(Future\) Land Acquisition](#)  
[Fire Station 2 Remodel](#)  
[Fire Station 58 Expansion and Improvements](#)  
[Fire Station 58 Vehicle Storage Bay](#)  
[Fire Station 65 Relocation](#)  
[Fitness Court](#)  
[Frederick Street Hardscape / Cactus Avenue to Sunnymead Boulevard](#)  
[Frederick Street Permanent Median / Calle San Juan de Los Lagos to Alessandro Boulevard](#)  
[Future Park Site Development \(Approximately 213.96 Acres\)](#)  
[Future Park Site Land Acquisition](#)  
[Gas Switch Alternatives](#)  
[Gateway Park Revitalization Project-Dog Park](#)  
[Gentian Avenue / Heacock Street to Perris Boulevard](#)  
[Gentian Avenue Line Extension from Heacock Street to Indian Street](#)  
[Grand Valley Ballroom Patio Lighting](#)  
[Half Basketball Court-Patriot Park](#)  
[Hardscape and Beautification at SR-60 Interchange / Day Street to Perris Boulevard](#)  
[Heacock Street / Cactus Avenue Commercial Vehicle Improvements](#)  
[Heacock Street / Lake Summit Drive Traffic Signal](#)

# INDEX

CAPITAL IMPROVEMENT PLAN FY 2025-2030 AND BEYOND / CITY OF MORENO VALLEY

## Index by Project Name

(for Funded and Partially Funded Projects)

[Heacock Street / Reche Vista Drive to Cactus Avenue](#)  
[Heacock Street Sidewalk / Atwood Avenue to Myers Avenue](#)  
[Heacock Street South Extension](#)  
[I-215 / Cactus Avenue Interchange Improvements](#)  
[Immersive Museum & Public Art Facility](#)  
[In-Fill Parks and Facilities](#)  
[Indian Street / Cardinal Avenue Bridge \(Over Lateral A\)](#)  
[Indian Street / Festival Basin Construction](#)  
[Indian Street / Hemlock Avenue Traffic Signal](#)  
[Indian Street / Lateral B Bridge](#)  
[Indian Street / Manzanita Avenue to Superior Avenue](#)  
[Indian Street / San Michele Road to Southerly City Limits](#)  
[Indian Street / SR-60 Overpass](#)  
[Indian Street / Sundial Way Traffic Signal](#)  
[Industrial Fire Station](#)  
[Infill Fire Station](#)  
[Install Security Cameras at Various Parks and Facilities](#)  
[Interconnect Installation](#)  
[Iris Avenue / Indian Street to 200 Ft East of Wedow Drive](#)  
[Iris Avenue Bridge Over Line F \(Bridge No 56C0418\)](#)  
[Iris Avenue Corridor Safety Improvements / Heacock Street to Nason Street](#)  
[Ironwood Avenue / Avocado Lane Traffic Signal](#)  
[Ironwood Avenue / Lasselle Street Traffic Signal](#)  
[Ironwood Avenue / Nason Street to Redlands Boulevard](#)  
[Ironwood Avenue / Perris Boulevard to Nason Street](#)  
[Ironwood Avenue / Quincy Street Bridge](#)  
[Ironwood Avenue / Quincy Street Traffic Signal](#)  
[Ironwood Avenue / Redlands Boulevard to Theodore Street](#)  
[Ironwood Avenue / Sinclair Street Traffic Signal](#)  
[Ironwood Avenue / World Logistics Center Parkway Traffic Signal](#)  
[Ironwood Line Extension](#)  
[Ironwood Line Extension to WLC](#)  
[ITS Master Plan Update](#)  
[John F. Kennedy Drive / Redlands Boulevard / Cactus Avenue Traffic Signal](#)  
[John F. Kennedy Drive Road Diet from Moreno Beach Drive to Cactus Avenue](#)  
[Juan Bautista de Anza Multi-Use Trail / Moreno Valley Mall to Iris Avenue - ATP 4](#)  
[Juan Bautista de Anza Multi-Use Trail Enhancements / Moreno Valley Mall to Lake Perris](#)  
[Kalmia Avenue Bridge / 300 FT West of Quincy Street](#)  
[Kitching Street / Bay Avenue Traffic Signal](#)  
[Kitching Street / Cactus Avenue to Gentian Avenue](#)  
[Kitching Street / Gentian Avenue to Southerly City Limits](#)  
[Kitching Street / Globe Street Traffic Signal](#)

# INDEX

CAPITAL IMPROVEMENT PLAN FY 2025-2030 AND BEYOND / CITY OF MORENO VALLEY

## Index by Project Name

(for Funded and Partially Funded Projects)

[Kitching Street / Sunnymead Boulevard to Alessandro Boulevard](#)  
[Kitching Street Bridge / Perris Valley Storm Drain Lateral A](#)  
[Kitching Street Bridge / Perris Valley Storm Drain Lateral B](#)  
[Krameria Avenue / Cosmos Street to Indian Street](#)  
[Krameria Avenue / Emma Lane to Perris Boulevard](#)  
[Krameria Avenue / Indian Street Traffic Signal](#)  
[Landscape Maintenance Districts Capital Improvement Renovation](#)  
[Lasselle Sports Park Parking Lot Expansion](#)  
[Lasselle Street / Alessandro Boulevard to Bay Avenue](#)  
[Lasselle Street / Alessandro Boulevard Traffic Signal](#)  
[Lasselle Street / Fran Lou Drive to Ironwood Avenue](#)  
[Lasselle Street / Lancia Street to 330 Ft South of Dracaea Avenue](#)  
[LED Lighting Improvements at Various Parks](#)  
[Library Satellite Facility](#)  
[Locust Avenue / Moreno Beach Drive to Redlands Boulevard](#)  
[Locust Line Extension](#)  
[Main Library](#)  
[Main Library Renovation \(Design\)](#)  
[March Field Park Ballfield Light Upgrade](#)  
[March Field Park Design](#)  
[March Field Park Multi-Use Field Construction](#)  
[March Mountain High School Solar Street Lights](#)  
[Marquee Entry Monument on Eucalyptus Avenue](#)  
[Mathews Road Extension / Kalmia Avenue to 660 Ft South of Kalmia Avenue](#)  
[Moreno Beach Bridge Conduit](#)  
[Moreno Beach Drive / Alessandro Boulevard Traffic Signal](#)  
[Moreno Beach Drive / Championship Drive Traffic Signal](#)  
[Moreno Beach Drive / Cottonwood Avenue Traffic Signal](#)  
[Moreno Beach Drive / Ironwood Avenue Traffic Signal](#)  
[Moreno Beach Drive / Locust Avenue to SR-60](#)  
[Moreno Beach Drive / Locust Avenue Traffic Signal](#)  
[Moreno Beach Drive Line Extension from Cactus Avenue to John F. Kennedy Drive](#)  
[Moreno Beach Drive Line Extension from Oliver Street to John F. Kennedy Drive](#)  
[Moreno Beach Drive Widening / Cactus Avenue to Auto Mall Drive](#)  
[Moreno MDP Line F-18](#)  
[Moreno MDP Line K and Reche Canyon Debris Basin](#)  
[Moreno MDP Line K-1, K-4 Stg 3](#)  
[Moreno Valley Bark Park](#)  
[Moreno Valley Citywide Traffic Signal Safety Improvement Plan](#)  
[Moreno Valley Electric Vehicle Charging Infrastructure Master Plan](#)  
[Moreno Valley Equestrian Center \(MVEC\) Master Plan and Design](#)  
[Moreno Valley Equestrian Center - Restroom and Information Center](#)

# INDEX

CAPITAL IMPROVEMENT PLAN FY 2025-2030 AND BEYOND / CITY OF MORENO VALLEY

## Index by Project Name

(for Funded and Partially Funded Projects)

[Moreno Valley Fire Station #6 SCE to MVU Cutover](#)  
[Moreno Valley Gateway Monuments on SR-60 Freeway](#)  
[Moreno Valley Library Service Transfer](#)  
[Moreno Valley Roadway Safety Improvements In Three Areas](#)  
[Moreno Valley Senior Center Expansion](#)  
[Moreno Valley Senior Center Expansion V2](#)  
[Moreno Valley Substation Automation](#)  
[Moreno Valley Substation Battery Storage](#)  
[Moreno Valley Substation Conduits and Feeders on Cottonwood Avenue and Oliver Street](#)  
[Moreno Valley Substation Feeder Line - Rancho Belago 12kV Feeder, Phase 1 Substation / Cottonwood](#)  
[Moreno Valley Substation Upgrades](#)  
[Moreno Valley Supplementary Safety Improvement Plan - Phase II](#)  
[Morrison Park Expansion](#)  
[Morrison Street / Eucalyptus Avenue to Cactus Avenue](#)  
[Multi-Use Trails](#)  
[MVU Building Remodel](#)  
[MVU Warehousing Facilities for Storing Electrical Equipment](#)  
[MVU-0017 28 MVA Bank Increase, Phase 1 Substation](#)  
[Nandina Avenue / Indian Street to Perris Boulevard](#)  
[Nason Street / Clubhouse Drive Traffic Signal](#)  
[Nason Street / Elder Avenue to Ironwood Avenue](#)  
[Nason Street / Ironwood Avenue Traffic Signal](#)  
[Nason Street Loop Tie from Iris Avenue to Cactus Avenue](#)  
[New Corporate Yard Building to Replace Existing Barn](#)  
[New Park](#)  
[New Public Library](#)  
[New Recreation and Youth Center](#)  
[New Senior Center](#)  
[New Traffic Signal Installations](#)  
[Northeast Fire Station](#)  
[Oliver Street / Alessandro Boulevard to Iris Avenue](#)  
[Oliver Street / John F. Kennedy Drive Traffic Signal](#)  
[Outdoor Exercise Equipment](#)  
[Overnight Intersection Visibility Systemic Safety Improvements](#)  
[Park Monument Sign Replacement-Variou Parks](#)  
[Park Restroom Renovations at Various Sites](#)  
[Parking Lot Resurfacing & Striping -Various Parks](#)  
[Parks & Trails-General Improvements](#)  
[Parks Community Recreation Buildings](#)  
[Parks Rehabilitation and Refurbishment Program](#)  
[Pavement Management Program \(PMP\)](#)  
[Pavement Rehabilitation for Various Local Streets \(CDBG FY 23/24\)](#)

# INDEX

CAPITAL IMPROVEMENT PLAN FY 2025-2030 AND BEYOND / CITY OF MORENO VALLEY

## Index by Project Name

(for Funded and Partially Funded Projects)

[Pavement Rehabilitation for Various Streets \(CDBG\)](#)

[Pavement Rehabilitation for Various Streets in District 1](#)

[Pavement Rehabilitation for Various Streets in District 2](#)







# CAPITAL IMPROVEMENT PLAN

Fiscal Years 2025/26 • 2026/27

PREPARED BY THE FINANCIAL & MANAGEMENT SERVICES DEPARTMENT AND PUBLIC WORKS DEPARTMENT

14177 Frederick Street Moreno Valley, CA 92552-0805

951.413.3130 | [moval.org](http://moval.org)