




- | | |
|--|--|
| <p>1 BARK / MULCH PER SPECIFICATIONS.
3" THICK COVERAGE MINIMUM</p> <p>2 FINISH GRADE OF SOIL SURFACE</p> <p>3 DRIPPERLINE COMBINATION TEE (1/2" x 1/2" x 3/4" FPT)
OR END CONNECTION AS APPLICABLE (1/2" PVC
90° ELL S x T WITH 1/2" MPT ADAPTER)</p> <p>4 DRIPPERLINE TUBING PER PLANS OR SPECS.</p> <p>5 3/4" MIPT x 1/2" FIPT PVC REDUCER BUSHING</p> <p>6 1/2" x 4" SCH 80 NIPPLE</p> | <p>7 1/2" PVC 90° ELL - FIPT x FIPT</p> <p>8 1/2" MARLEX STREET ELL</p> <p>9 1/2" x 6" SCH 80 NIPPLE</p> <p>10 3/4" MIN PVC LATERAL LINE PER PLANS</p> <p>11 PVC TEE (S x S x T) - SIZE PER PLANS</p> <p>12 1/2" PVC STREET ELL</p> <p>13 6" SOIL STABLE - PLACE APPROX EVERY 3' OF
TUBING, PLUS 2 ON EACH TEE, ELL OR CROSS</p> |
|--|--|

NOTES: 1. ALL DRIPPERLINE FITTINGS SHALL BE OF THE SAME MANUFACTURE AS THE SPECIFIED DRIPPERLINE.
2. USE TEFLON TAPE ON ALL PVC TO PVC CONNECTIONS.

NOT TO SCALE

	RECOMMENDED:  DIVISION MANAGER DATE	<h2 style="margin: 0;">CITY OF MORENO VALLEY</h2> <p style="margin: 0;">PARKS AND COMMUNITY SERVICES DEPARTMENT</p>	STANDARD PLAN <h3 style="margin: 0;">MVLI-574F-0</h3>
	APPROVED:  PUBLIC WORKS DIRECTOR/ DATE CITY ENGINEER	<h3 style="margin: 0;">PVC PIPE WITH SWING-JOINT CONNECTION TO DRIPPERLINE</h3>	