



AGENDA
CITY COUNCIL OF THE CITY OF MORENO VALLEY
MORENO VALLEY COMMUNITY SERVICES DISTRICT
CITY AS SUCCESSOR AGENCY FOR THE
COMMUNITY REDEVELOPMENT AGENCY OF
THE CITY OF MORENO VALLEY
MORENO VALLEY HOUSING AUTHORITY

February 14, 2017

STUDY SESSION – 6:00 PM

City Council Study Sessions

Second Tuesday of each month – 6:00 p.m.

City Council Meetings

Special Presentations – 5:30 P.M.

First & Third Tuesday of each month – 6:00 p.m.

City Council Closed Session

Will be scheduled as needed at 4:30 p.m.

City Hall Council Chamber – 14177 Frederick Street

Upon request, this agenda will be made available in appropriate alternative formats to persons with disabilities, in compliance with the Americans with Disabilities Act of 1990. Any person with a disability who requires a modification or accommodation in order to participate in a meeting should direct such request to Guy Pegan, ADA Coordinator, at 951.413.3120 at least 72 hours before the meeting. The 72-hour notification will enable the City to make reasonable arrangements to ensure accessibility to this meeting.

Victoria Baca, Mayor Pro Tem
David Marquez, Council Member

Dr. Yxstian A. Gutierrez, Mayor

Jeffrey J. Giba, Council Member
Vacant

**AGENDA
CITY COUNCIL OF THE CITY OF MORENO VALLEY
MORENO VALLEY COMMUNITY SERVICES DISTRICT
CITY AS SUCCESSOR AGENCY FOR THE
COMMUNITY REDEVELOPMENT AGENCY OF THE
CITY OF MORENO VALLEY
MORENO VALLEY HOUSING AUTHORITY**

***THE CITY COUNCIL RECEIVES A SEPARATE STIPEND FOR CSD
MEETINGS***

**STUDY SESSION – 6:00 PM
FEBRUARY 14, 2017**

CALL TO ORDER

PLEDGE OF ALLEGIANCE

INVOCATION

Lead Pastor Sharon Philpot, Wesleyan Christian Fellowship

ROLL CALL

INTRODUCTIONS

**PUBLIC COMMENTS ON MATTERS EITHER ON THE AGENDA OR NOT ON THE
AGENDA UNDER THE JURISDICTION OF THE CITY COUNCIL**

There is a three-minute time limit per person. Please complete and submit a BLUE speaker slip to the City Clerk. All remarks and questions shall be addressed to the presiding officer or to the City Council.

A. SPECIAL ORDER OF BUSINESS

- A.1. BUDGET KICKOFF PRESENTATION (Report of: Financial & Management Services)
- A.2. INITIAL INFRASTRUCTURE NEEDS ASSESSMENT – MOMENTUM MOVAL INITIATIVE 4.2.1 (Report of: Public Works)
- A.3. CITY COUNCIL COMMUNICATIONS

**(ITEMS MAY BE DEFERRED BY COUNCIL IF TIME DOES NOT PERMIT FULL
REVIEW.)**

PUBLIC INSPECTION

The contents of the agenda packet are available for public inspection on the City's website at www.moval.org and in the City Clerk's office at 14177 Frederick Street during normal business hours.

Any written information related to an open session agenda item that is known by the City to have been distributed to all or a majority of the City Council less than 72 hours prior to this meeting will be made available for public inspection on the City's website at www.moval.org and in the City Clerk's office at 14177 Frederick Street during normal business hours.

ADJOURNMENT

CERTIFICATION

I, Marie Macias, MMC, Interim City Clerk of the City of Moreno Valley, California, certify that 72 hours prior to this Study Session, the City Council Agenda was posted on the City's website at: www.moval.org and in the following three public places pursuant to City of Moreno Valley Resolution No. 2007-40:

City Hall, City of Moreno Valley
14177 Frederick Street

Moreno Valley Library
25480 Alessandro Boulevard

Moreno Valley Senior/Community Center
25075 Fir Avenue

Marie Macias, MMC
Interim City Clerk

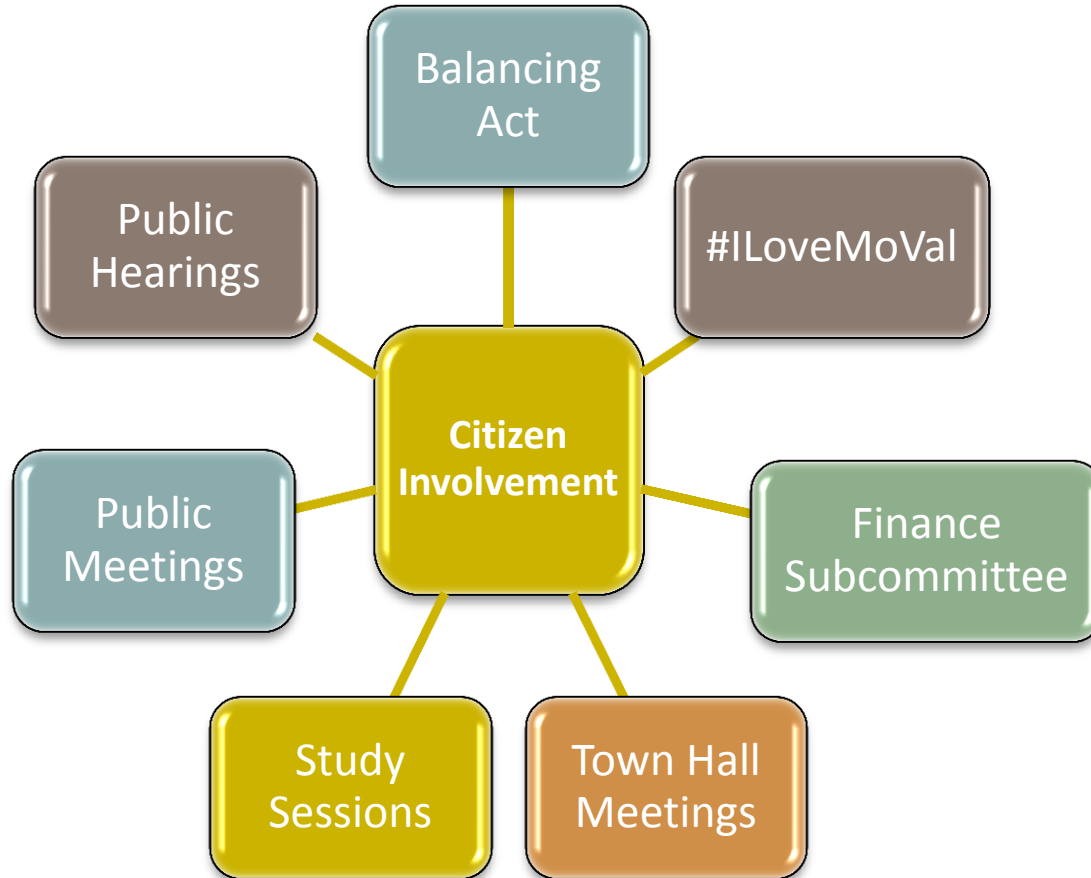
Date Posted: February 9, 2017



CITY OF MORENO VALLEY: BUDGET FRAMEWORK & PROJECTIONS

PRESENTATION BY: Marshall Eyerman, Chief Financial Officer





Initial Budget Framework

Maintain a balanced General Fund budget

Meet *Momentum MoVal* Objectives

Build Upon Successes in previous fiscal year amended budget

- Remove One-Time costs

- Identify savings where possible

Revenues

- Impacts of Economic Development

- Property and Sales taxes

- Measure L impacts

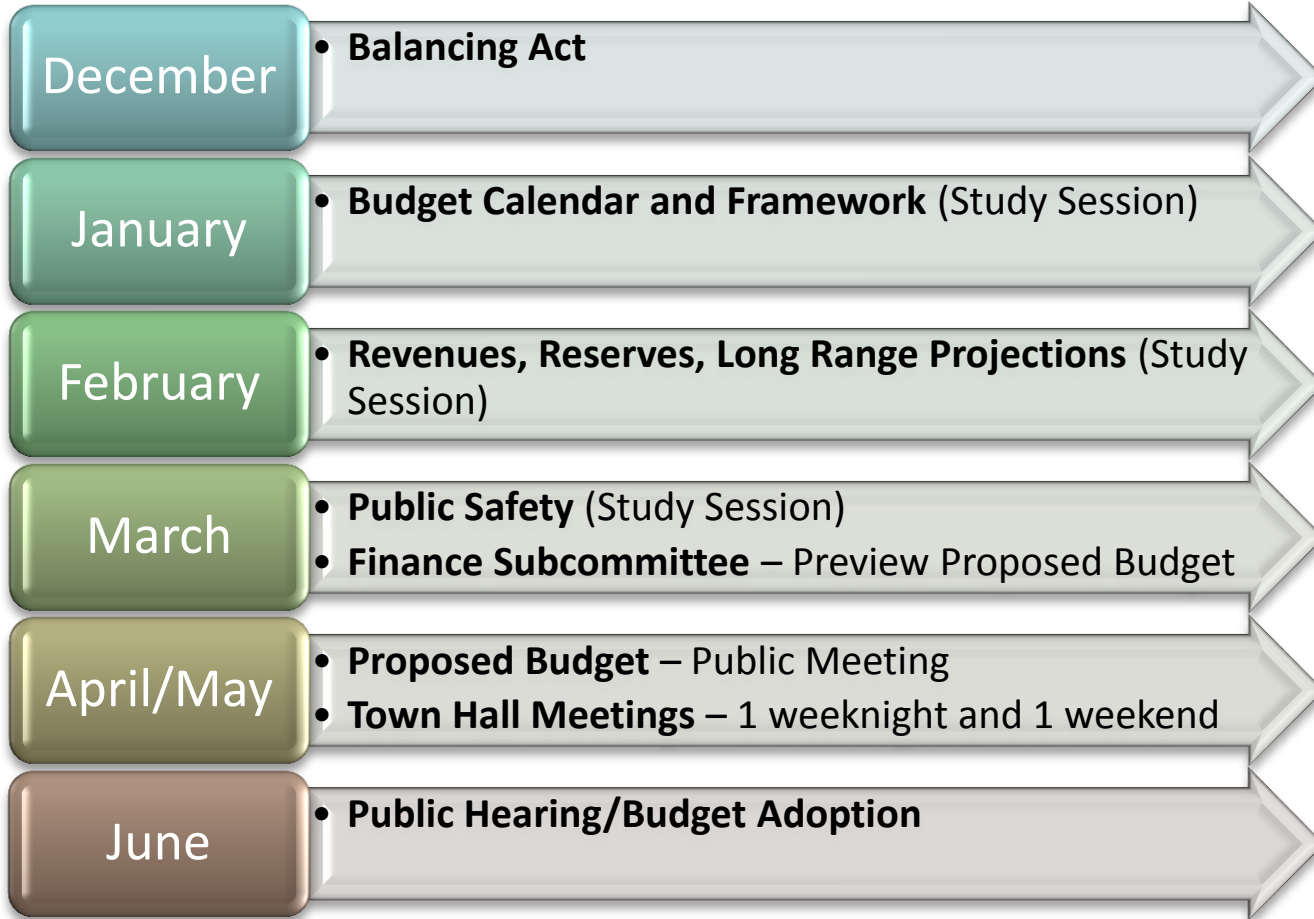
Expenditures

- Contractual Costs

- Cost of Service Studies for Police and Fire

- Continue to examine new costs savings and potential efficiencies

Proposed Calendar



California Municipal
Financial Health Diagnostic

Moreno Valley Results

Measures	1. Net Operating deficit / surplus.
	2. Fund balance.
	3. Capital Asset Condition.
	4. Liquidity.
	5. Fixed costs & labor costs.
	6. General fund subsidies of other funds.

Practices and Conditions	7. Constraints on budgetary discretion.
	8. Balancing the budget with temporary funds.
	9. Balancing the budget with borrowing.
	10. Balancing the budget by deferring employee compensation costs.
	11. Balancing the budget with backloaded debt service payments.
	12. Funding operating costs with non-recurring revenues.
	13. Timeliness and accuracy of financial reports.
	14. Service level solvency.

General Fund

 Healthy

 Areas for Caution

Asset Condition

Fixed Costs

 Areas with Warnings - None

Special Districts

-  Healthy
-  Areas for Caution
 - Fund Balance
 - Asset Condition
 - Fixed Costs
 - Service Level
-  Areas with Warnings - None

Zone A (Parks and Community Services)

 Healthy

 Areas for Caution

Fund Balance

Asset Condition

Fixed Costs

 Areas with Warnings - None

 Healthy

 Areas for Caution

 ***Areas with Warnings***

Fund Balance

“Pay Go” Substation construction required use of MVU Reserves. Must now focus on re-building Reserves over time.

2-Year Budget Context

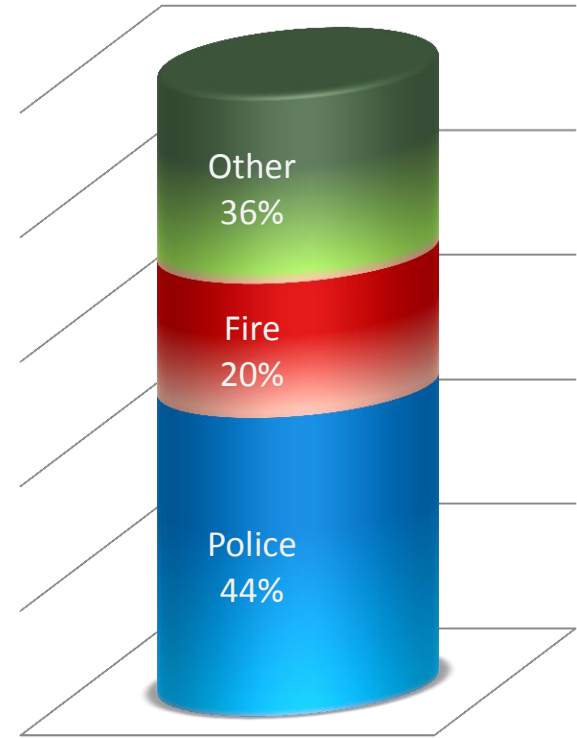
Police

44% of General Fund expenditures

Project contract increases of 6%

County reviewing cost allocations

Impact of employee negotiations



Attachment: Budget Presentation [Revision 3] (2415 :

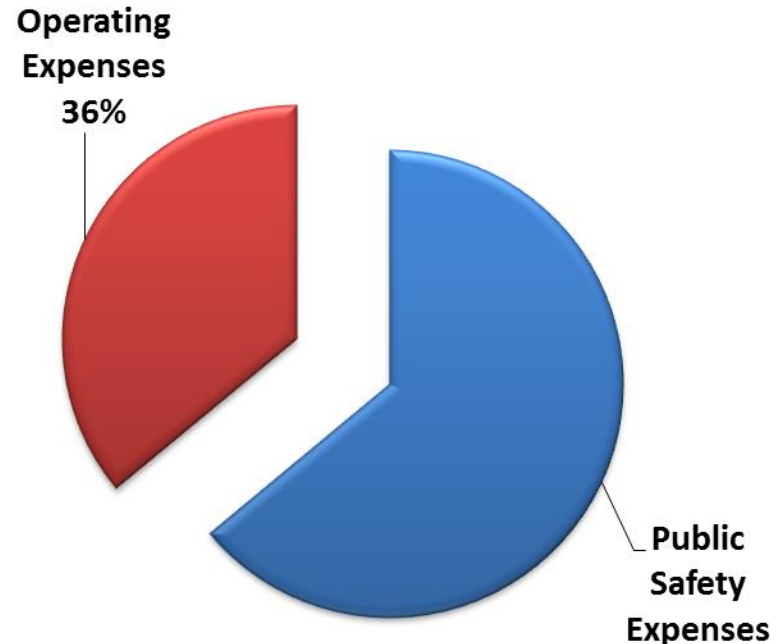
Fire

20% of General Fund expenditures

Project contract increases of 5%

State reviewing cost allocations

Impact of employee negotiations





Developments in Process

The Quarter (Day/Eucalyptus)

Prologis Moreno Valley Logistic Center (Graham/Brodiaea)

Moreno Valley Industrial Park (Heacock/Iris)

March Business Center (Floor and Décor)



Future Projects

World Logistics Center

Prologis Eucalyptus Industrial Park

Modular Logistics Center

First Nandina Logisitics



Walmart Center

Cactus Commerce Center
(gas station and 2 restaurant pads)

Habit Burger

Sit N Sleep

Additional hotels and restaurants



Revenue Trends

Sales Tax:	Flat
Property Tax:	2% growth per year
Utility Users Tax:	Declining/Flat
Transient Occupancy Tax:	Increasing

Economic Forecasts

John Husing:

Logistics strong but under tariff attack

Retail modest but under threat

Office market weak

Residential market stable but possibly hurt by rising rates

Beacon Economics:

Effects of Trump presidency unknown

Policies *“...could create enough of a shock to tip the nation into a recessionary period.”*

City Council’s prudent Fiscal Reserve Policies prepare Moreno Valley for uncertainties.

Budget Assumptions

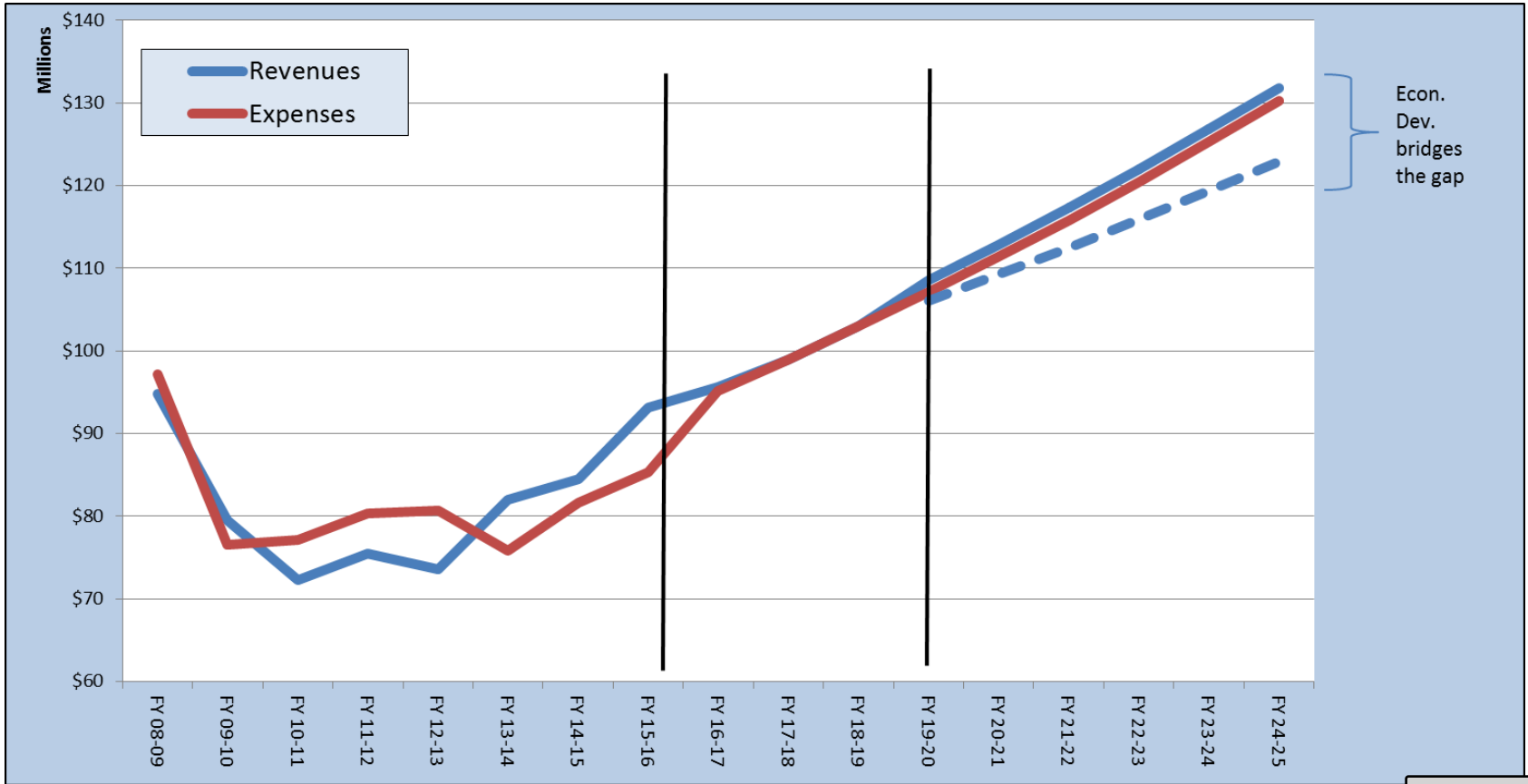
Long Range Projections

Expenditure growth approximately 4% per year

Revenue growth approximately 3% per year

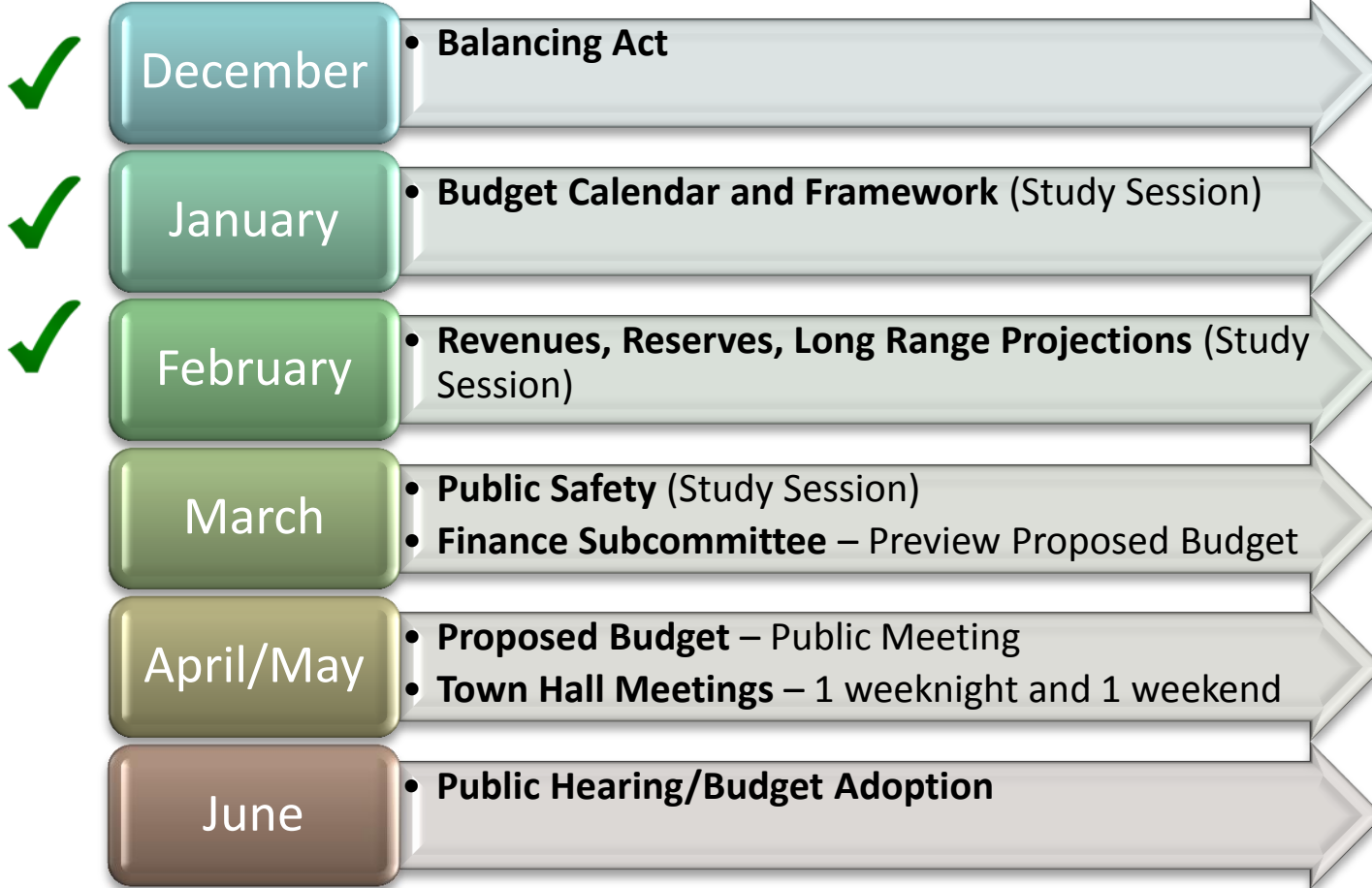
Economic Development key to boosting revenue balance

Long Range Projections



Attachment: Budget Presentation [Revision 3] (2415 :

Next Steps





Report to City Council

TO: Mayor and City Council

FROM: Ahmad R. Ansari, P.E., Public Works Director/City Engineer

AGENDA DATE: February 14, 2017

TITLE: INITIAL INFRASTRUCTURE NEEDS ASSESSMENT –
MOMENTUM MOVAL INITIATIVE 4.2.1

RECOMMENDED ACTION

Recommendation:

1. Receive information on Momentum Moval Initiative 4.2.1 – Initial Infrastructure Needs Assessment

SUMMARY

The Public Works Department has completed Momentum MoVal Initiative 4.2.1 – Initial Infrastructure Needs Assessment. Findings include 12 key infrastructure categories, current significant needs exist, and funding shortfall.

DISCUSSION

The Public Works Department has completed Momentum MoVal Initiative 4.2.1 – Initial Infrastructure Needs Assessment. The findings of the assessment are presented in the attached PowerPoint presentation. Additional steps will be taken in the future to complete Objective 4.2, including Initiative 4.2.4 – Develop/update a complete GIS-based inventory of all transportation and stormwater related assets and Initiative 4.2.5 – Prepare an updated and fully comprehensive infrastructure needs assessment.

PREPARATION OF STAFF REPORT

Prepared By:
Michael Lloyd, P.E.
Engineering Division Manager

Department Head Approval:
Ahmad R. Ansari, P.E.
Public Works Director/City Engineer

CITY COUNCIL GOALS

Public Facilities and Capital Projects. Ensure that needed public facilities, roadway improvements, and other infrastructure improvements are constructed and maintained.

CITY COUNCIL STRATEGIC PRIORITIES

- 1. Economic Development
- 2. Public Safety
- 3. Library
- 4. Infrastructure
- 5. Beautification, Community Engagement, and Quality of Life
- 6. Youth Programs

Objective 4.2: Develop and maintain a comprehensive Infrastructure Plan to invest in and deliver City infrastructure.

ATTACHMENTS

- 1. Initial Infrastructure PowerPoint

APPROVALS

Budget Officer Approval	<u>✓ Approved</u>	1/04/17 12:49 PM
City Attorney Approval	<u>✓ Approved</u>	12/28/16 8:18 AM
City Manager Approval	<u>✓ Approved</u>	1/10/17 3:27 PM

HISTORY:

01/10/17	City Council	MEETING CANCELLED
Next: 02/14/17		



MORENO VALLEY
WHERE DREAMS SOAR

A.2.a

Initial Infrastructure Needs Assessment

Attachment: Initial Infrastructure PowerPoint [Revision 2]

February 14, 2017

MOMENTUM

Packet Pg. 28

12 Key Categories Identified Substantial Current Needs Limited Funding

City Bridges

**Intelligent Transportation
Systems (ITS)**

Interchanges

Parkway Landscaping

Pedestrian Ramps

Sidewalks

Slurry Seal

Storm Drains

Street Improvements

Street Lights

Trails

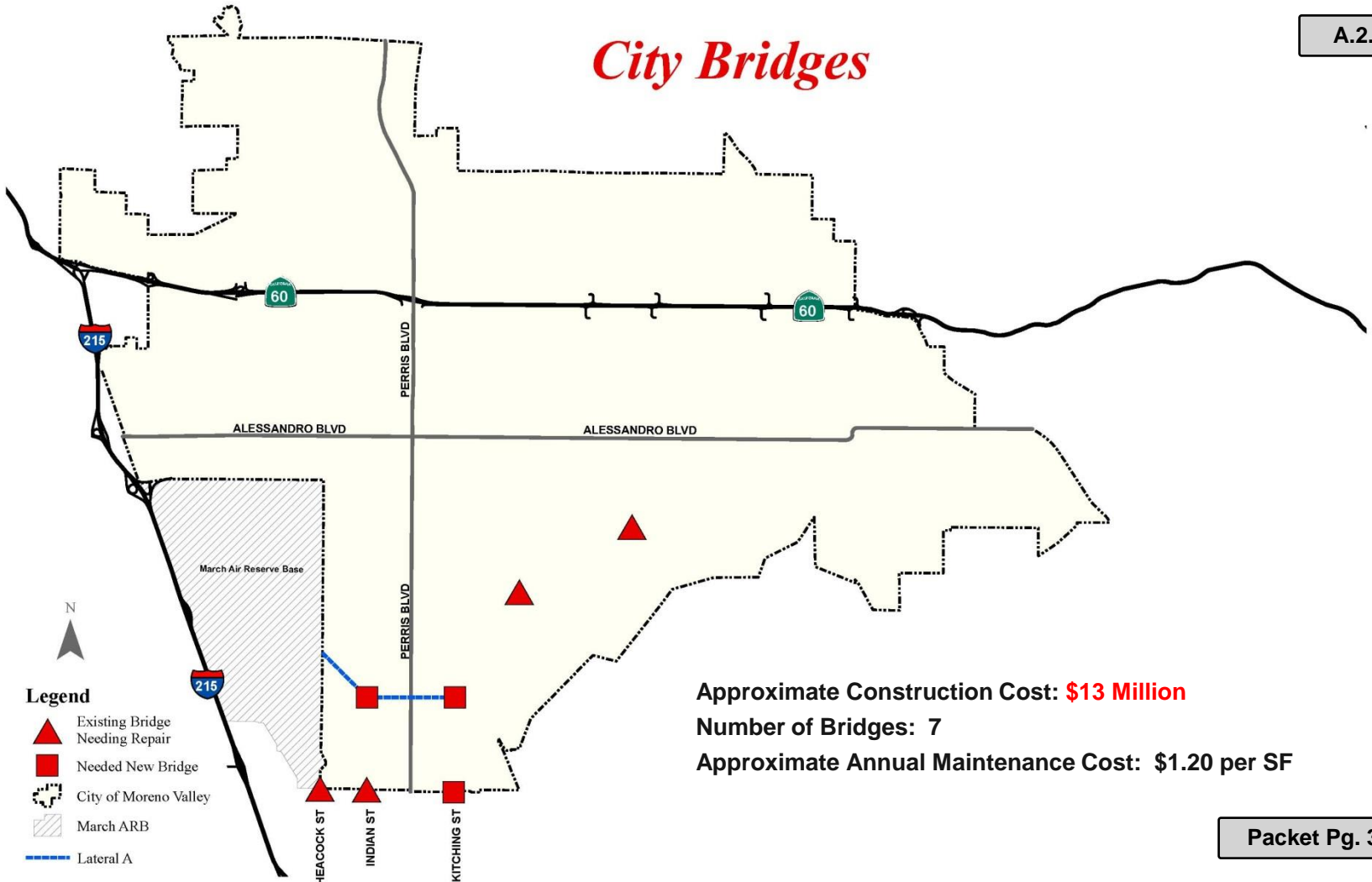
Utility Undergrounding

A.2.a



Attachment: Initial Infrastructure PowerPoint [Revision 2]

City Bridges

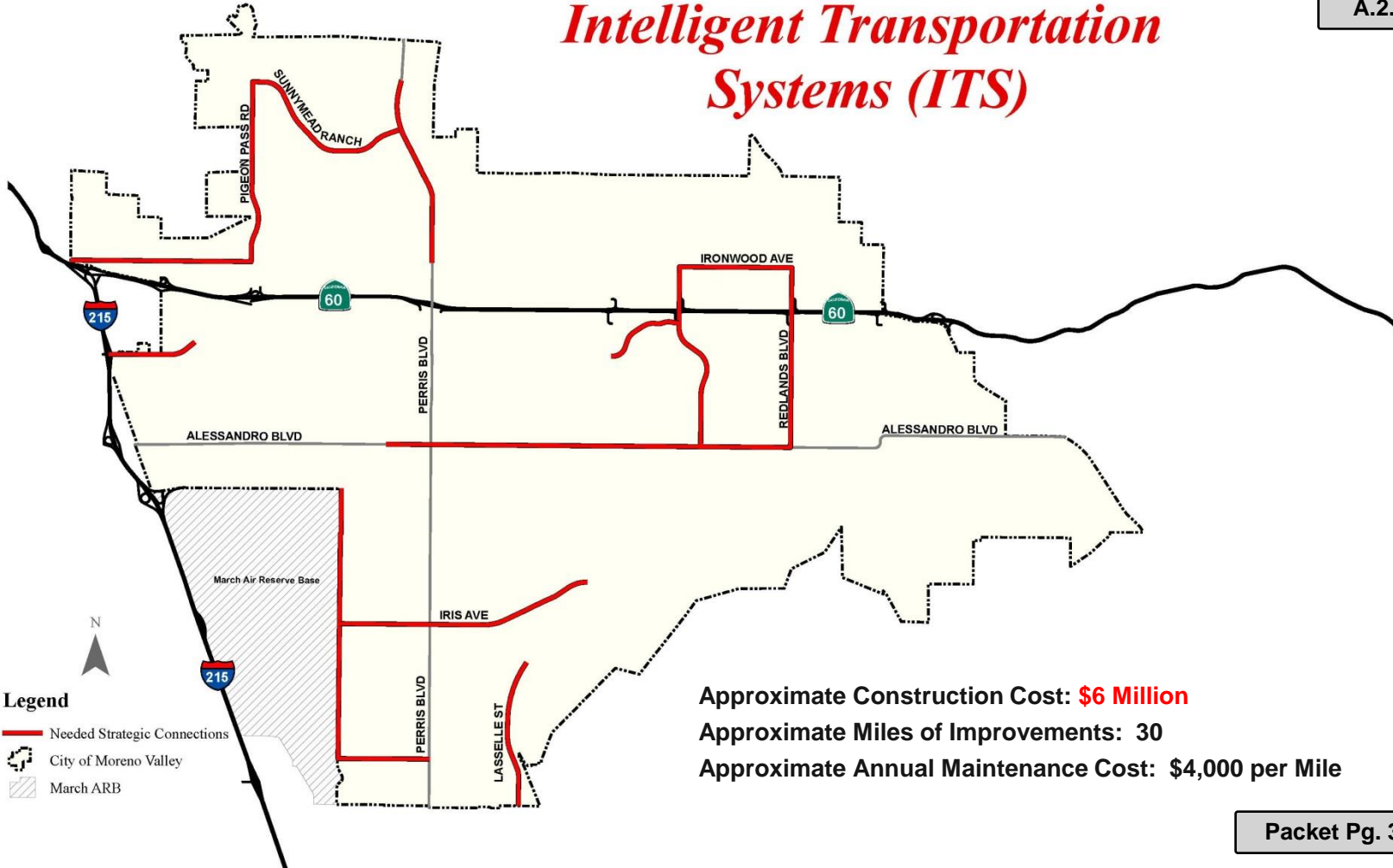


- Legend**
- Existing Bridge Needing Repair
 - Needed New Bridge
 - City of Moreno Valley
 - March ARB
 - Lateral A

Approximate Construction Cost: **\$13 Million**
 Number of Bridges: 7
 Approximate Annual Maintenance Cost: \$1.20 per SF

Attachment: Initial Infrastructure PowerPoint [Revision 2]

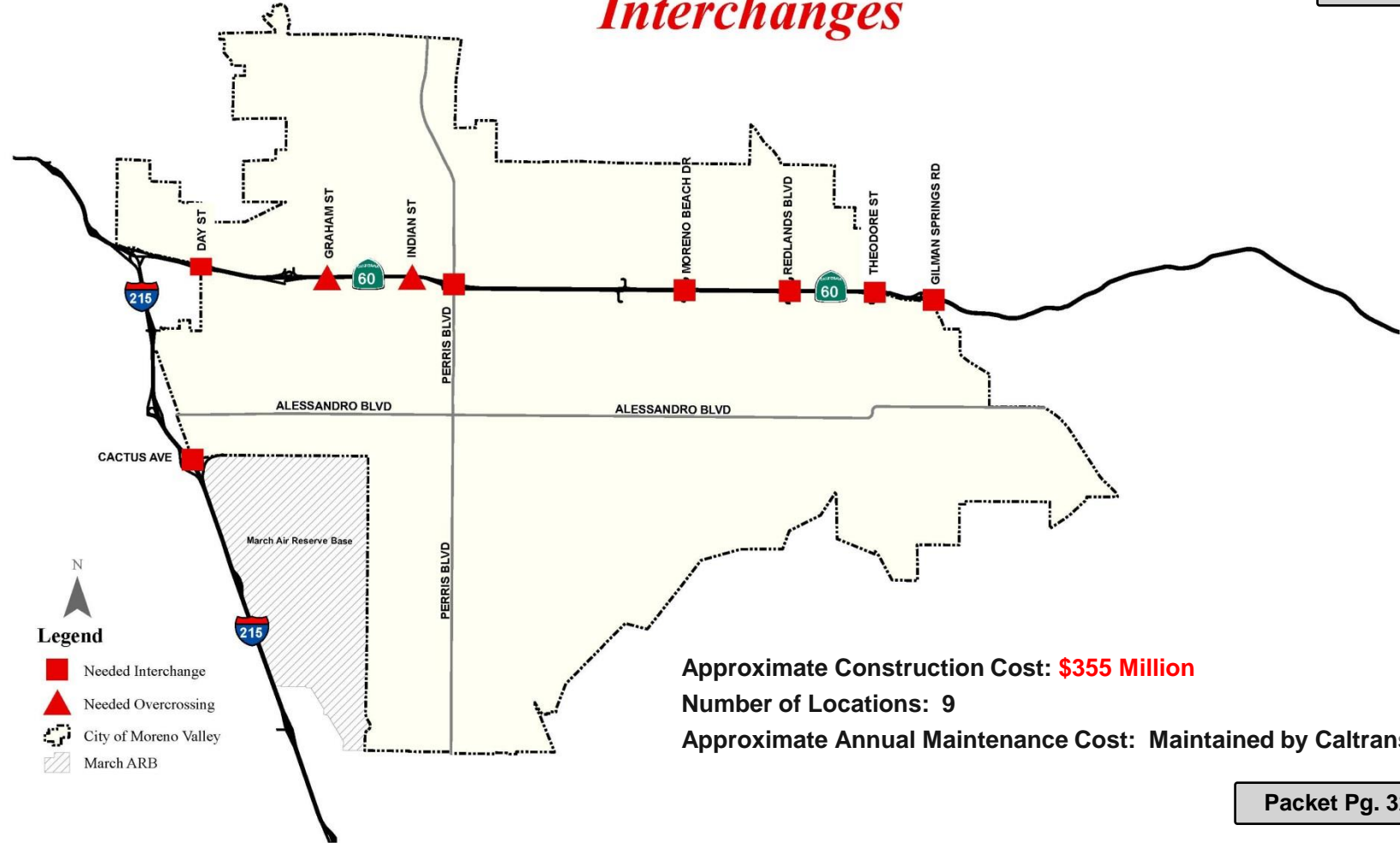
Intelligent Transportation Systems (ITS)



Approximate Construction Cost: \$6 Million
Approximate Miles of Improvements: 30
Approximate Annual Maintenance Cost: \$4,000 per Mile

Attachment: Initial Infrastructure PowerPoint [Revision 2]

Interchanges

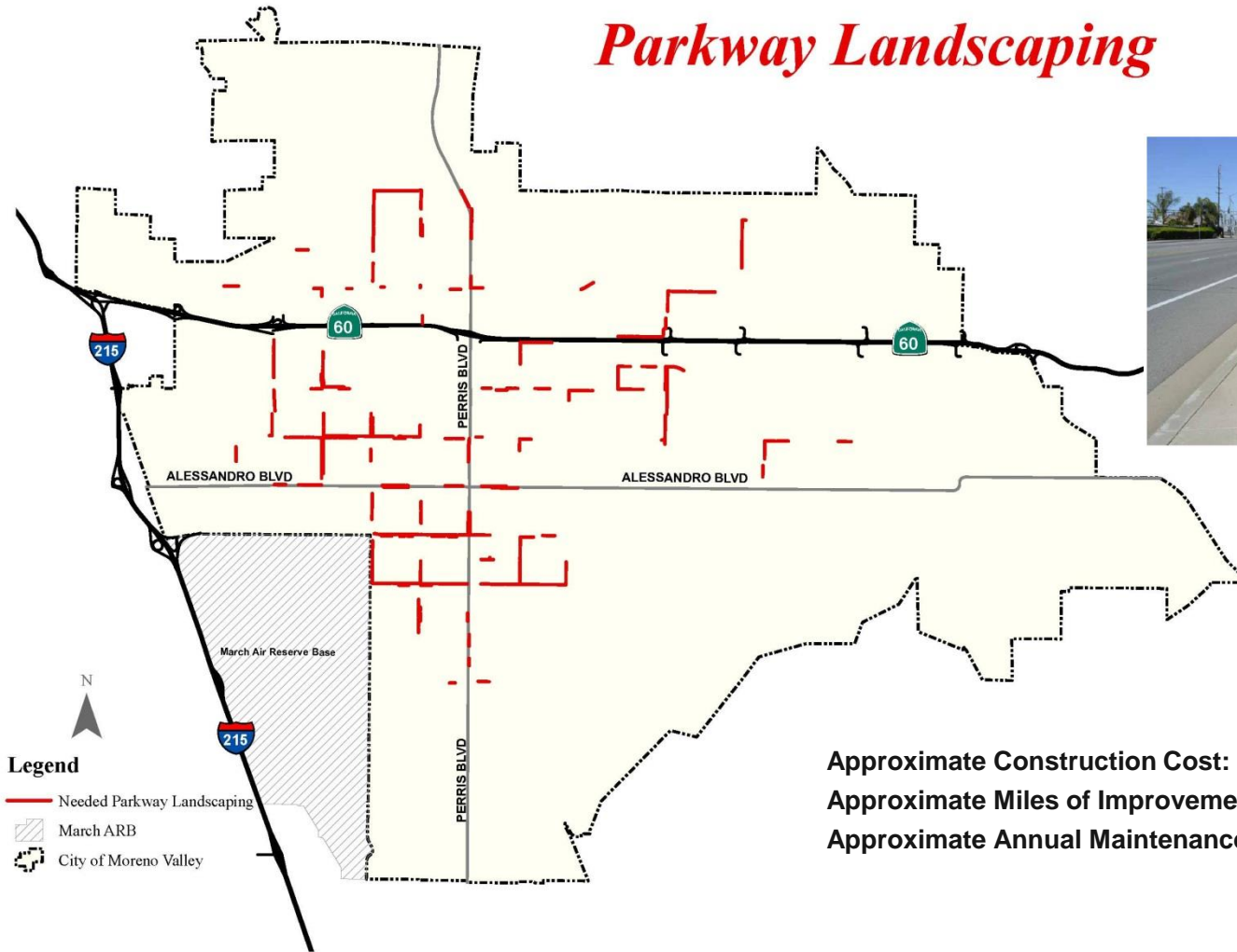


- Legend**
- Needed Interchange
 - ▲ Needed Overcrossing
 - City of Moreno Valley
 - March ARB

Approximate Construction Cost: \$355 Million
Number of Locations: 9
Approximate Annual Maintenance Cost: Maintained by Caltrans

Attachment: Initial Infrastructure PowerPoint [Revision 2]

Parkway Landscaping




Legend

- - - Needed Parkway Landscaping
- March ARB
- City of Moreno Valley



Approximate Construction Cost: **\$4 Million**
 Approximate Miles of Improvements: 22
 Approximate Annual Maintenance Cost: \$0.45 per SF

Pedestrian Ramps

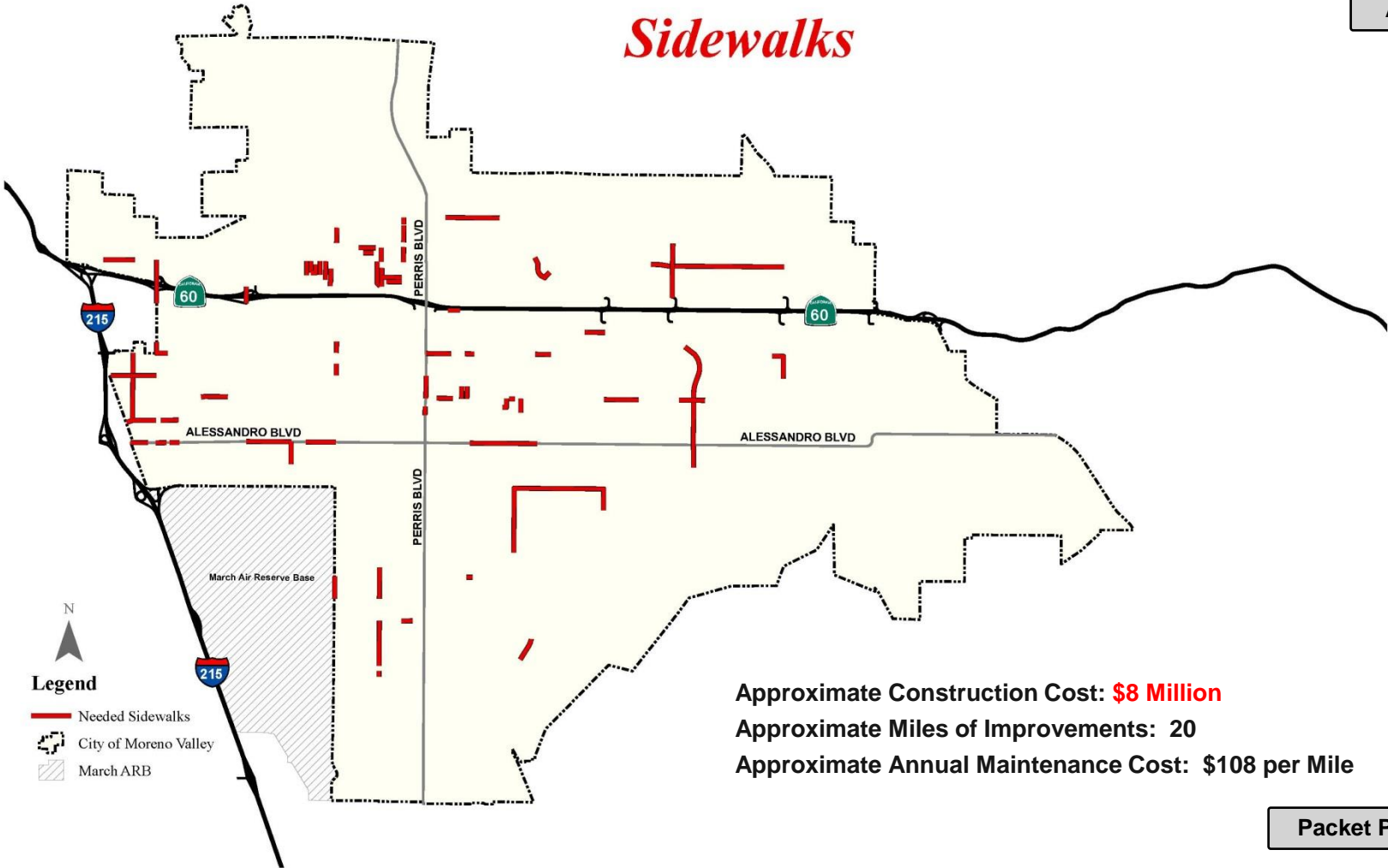


Legend

- Intersections Needing Ramp(s)
- City of Moreno Valley
- March ARB

Approximate Construction Cost: **\$33 Million**
 Approximate Number of Ramps: 3,250
 Approximate Annual Maintenance Cost: \$0.003 per SF

Sidewalks



Attachment: Initial Infrastructure PowerPoint [Revision 2]

Slurry Seal

Residential street preventive maintenance

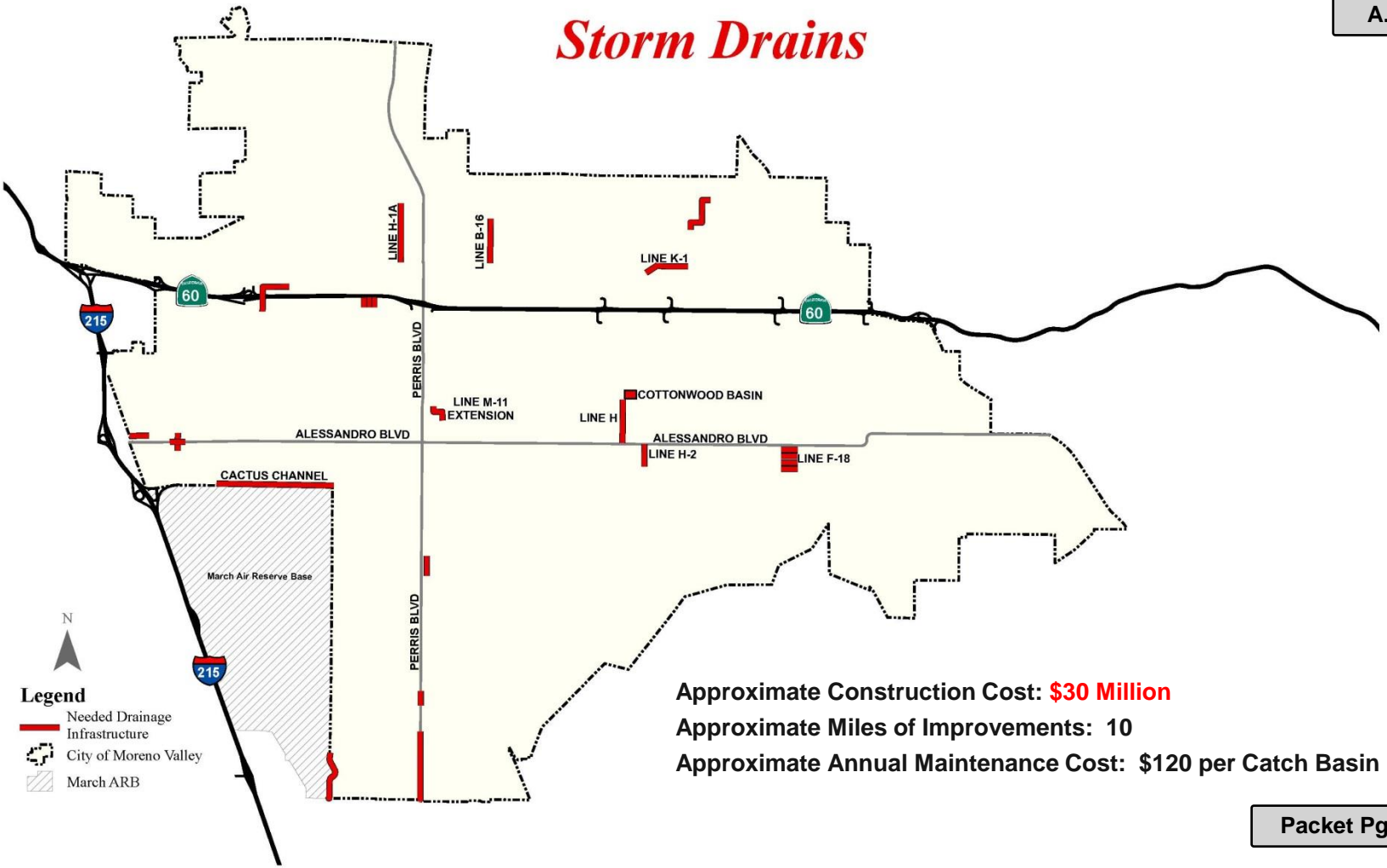
Five year treatment rotation



Approximate Construction Cost: **\$1.5 to \$2.0 Million (Annually)**

Approximate Annual Maintenance Cost: Included in Construction Cost

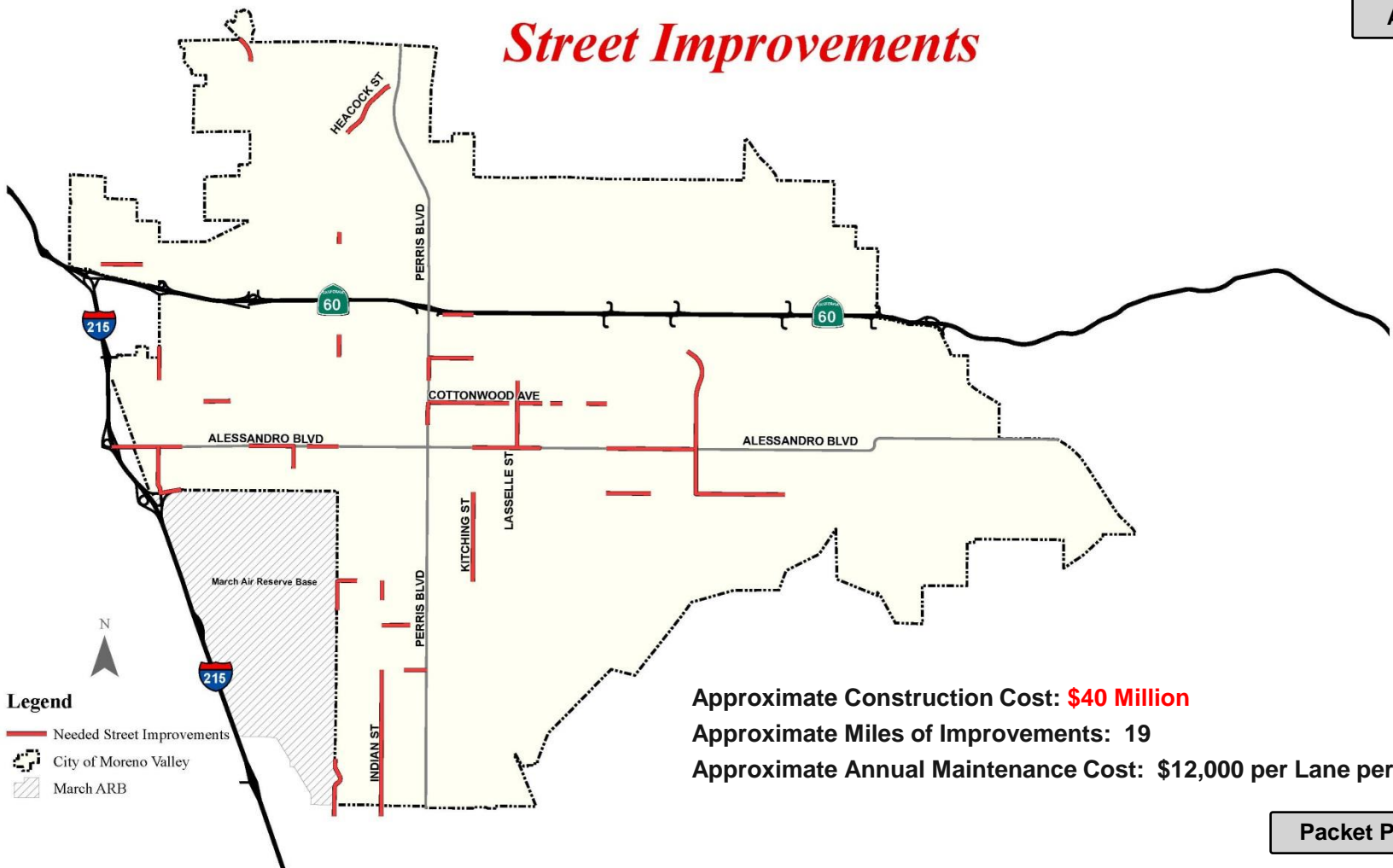
Storm Drains






Approximate Construction Cost: **\$30 Million**
 Approximate Miles of Improvements: **10**
 Approximate Annual Maintenance Cost: **\$120 per Catch Basin**

Attachment: Initial Infrastructure PowerPoint [Revision 2]

Street Improvements



Legend

-  Needed Street Improvements
-  City of Moreno Valley
-  March ARB

Approximate Construction Cost: **\$40 Million**
 Approximate Miles of Improvements: **19**
 Approximate Annual Maintenance Cost: **\$12,000 per Lane per Mile**

Pavement Management System (PMS)

PMS created to manage Moreno Valley streets by:

Inventory the street network

Measure and record pavement condition for all streets

Prioritize street maintenance and repair

Meet requirements for receiving state funding



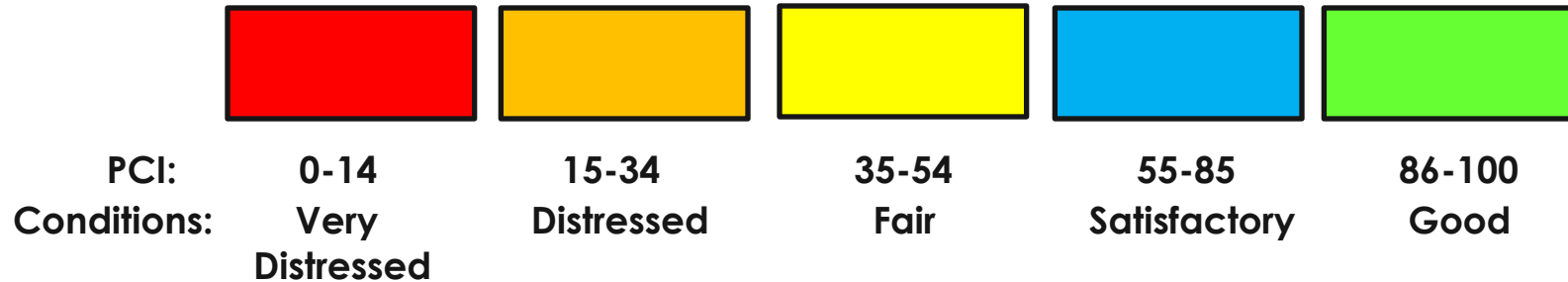
Pavement Condition Index (PCI)

Pavement condition scored numerically by PCI

Ranked 1 – 100 based on pavement distress, street classification, and traffic volume

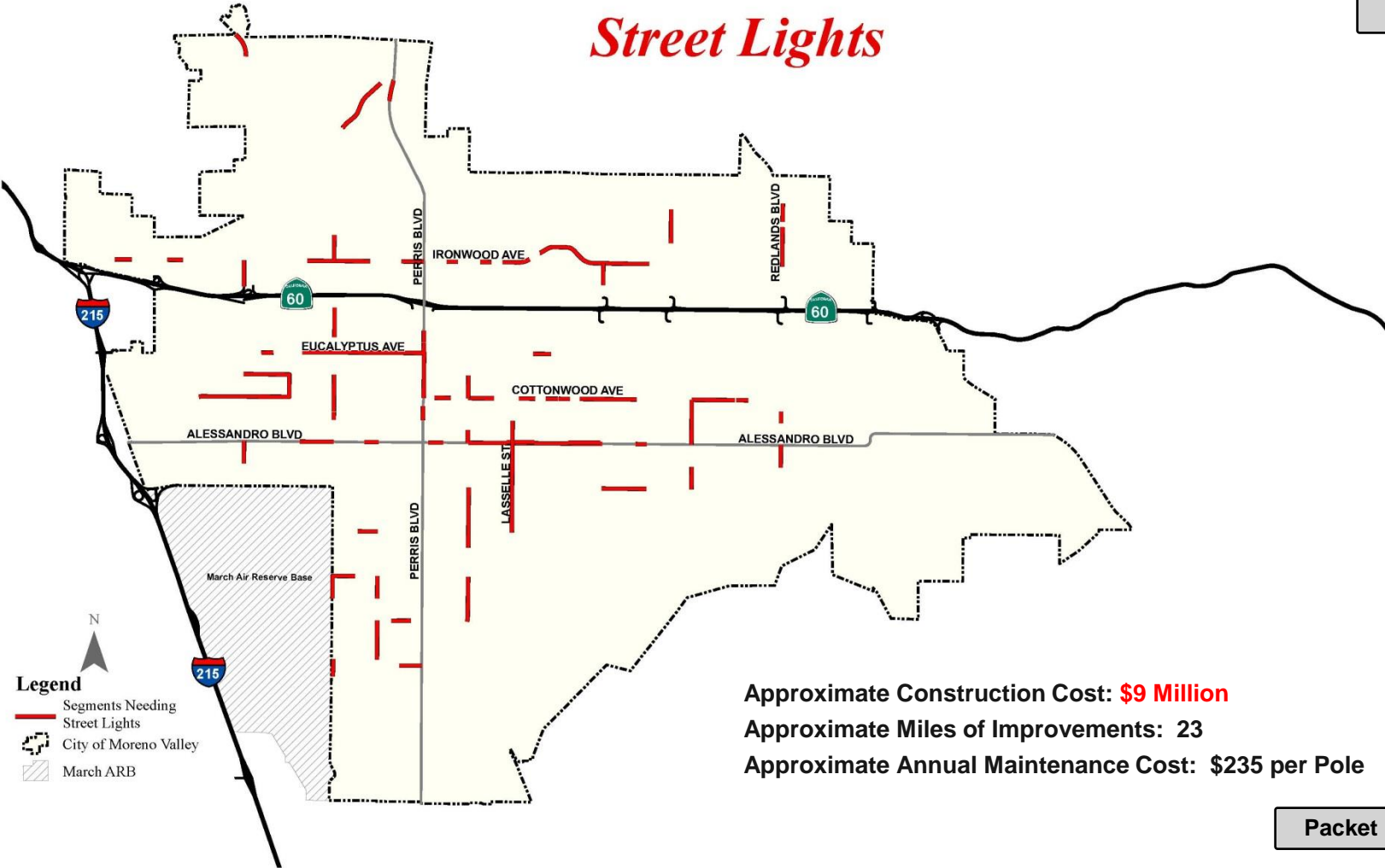
Distress determined by periodic field inspection of all streets

PCI number generated by computer software



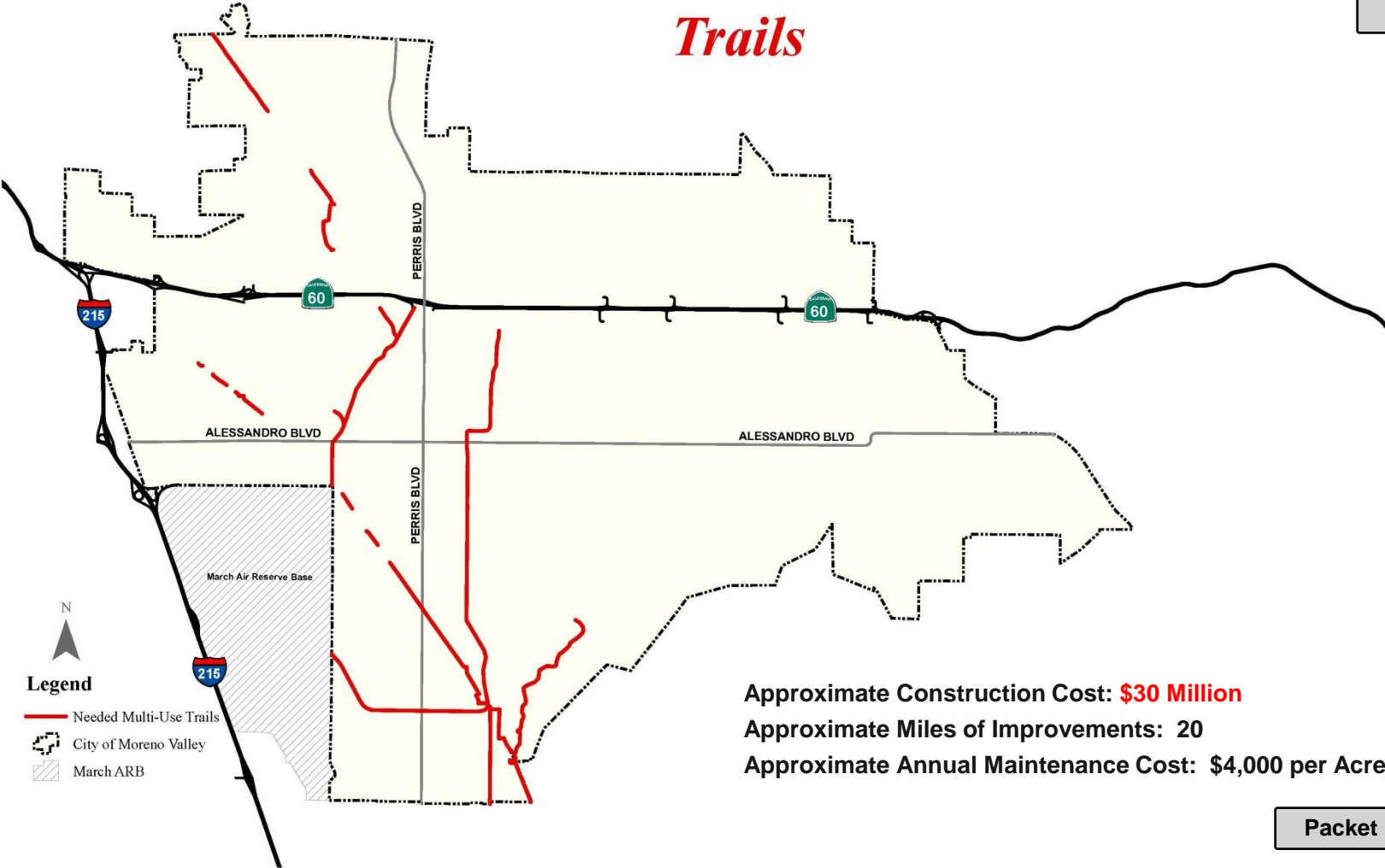
Average PCIs: Moreno Valley 65.3, Riverside County 71, State of California 66

Street Lights



Attachment: Initial Infrastructure PowerPoint [Revision 2]

Trails

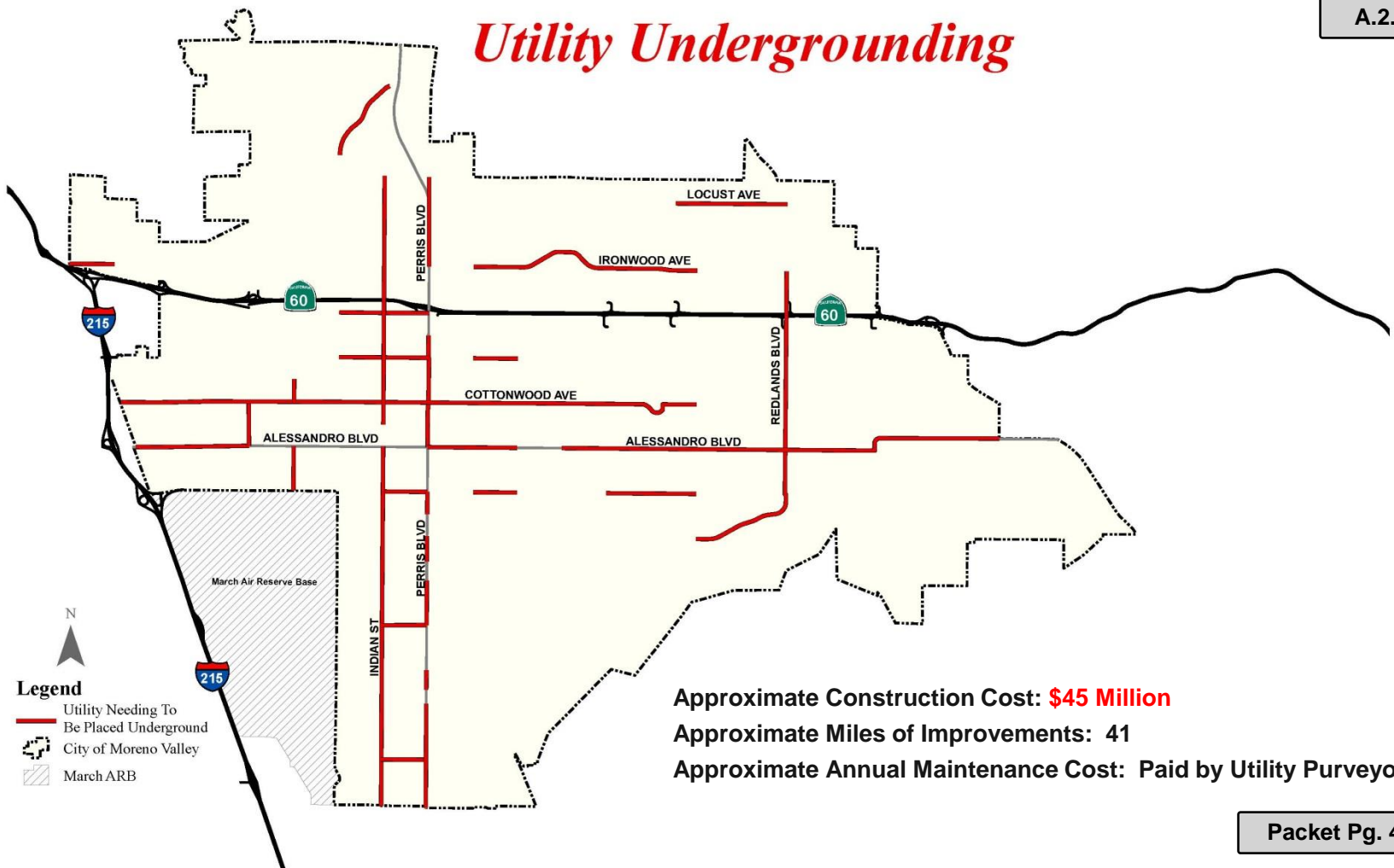





Legend

- Needed Multi-Use Trails
- City of Moreno Valley
- March ARB

Approximate Construction Cost: \$30 Million
Approximate Miles of Improvements: 20
Approximate Annual Maintenance Cost: \$4,000 per Acre

Utility Undergrounding



- Legend**
-  Utility Needing To Be Placed Underground
 -  City of Moreno Valley
 -  March ARB

Approximate Construction Cost: **\$45 Million**
 Approximate Miles of Improvements: 41
 Approximate Annual Maintenance Cost: Paid by Utility Purveyor

Attachment: Initial Infrastructure PowerPoint [Revision 2]

Assessment

Initial Infrastructure Need Estimate: ~\$575M

**Prioritize Needs Through Two-Year Budget
Capital Improvement Plan (CIP) Process and
Finalization of Needs Assessment**

**Priorities and Available Funding Sorted Every
Two Years During January – May
Development of the CIP**



A.2.a



Attachment: Initial Infrastructure PowerPoint [Revision 2]

Thank you
Questions or comments