Moreno Valley Trade Center Warehouse

ENERGY ANALYSIS

CITY OF MORENO VALLEY

PREPARED BY:

Haseeb Qureshi
hqureshi@urbanxroads.com

Alyssa Tamase
atamase@urbanxroads.com

JANUARY 7, 2021

TABLE OF CONTENTS

TABLE OF CONTENTS ..... **I**
APPENDICES ..... **II**
LIST OF EXHIBITS ..... **II**
LIST OF TABLES ..... **II**
LIST OF ABBREVIATED TERMS ..... **III**
EXECUTIVE SUMMARY **1**
ES.1 Summary of Findings 1
1 INTRODUCTION **3**
1.1 Site Location 3
1.2 Project Description 3
2 EXISTING CONDITIONS **8**
2.1 Overview 8
2.2 Electricity 10
2.3 Natural Gas 11
2.4 Transportation Energy Resources 13
3 REGULATORY BACKGROUND **15**
3.1 Federal Regulations 15
3.2 California Regulations 16
4 PROJECT ENERGY DEMANDS AND ENERGY EFFICIENCY MEASURES **20**
4.1 Evaluation Criteria 20
4.2 Methodology 20
4.3 Construction Energy Demands 22
4.4 Operational Energy Demands 29
4.5 Summary 33
5 CONCLUSIONS **36**
6 REFERENCES **38**
7 CERTIFICATIONS **41**

APPENDICES

APPENDIX 4.1: CALEEMOD PROJECT ANNUAL CONSTRUCTION EMISSIONS MODEL OUTPUTS
APPENDIX 4.2: CALEEMOD PROJECT ANNUAL OPERATIONAL (PASSENGER CARS) EMISSIONS MODEL OUTPUTS
APPENDIX 4.3: CALEEMOD PROJECT ANNUAL OPERATIONAL (TRUCKS) EMISSIONS MODEL OUTPUTS
APPENDIX 4.4: EMFAC2017

LIST OF EXHIBITS

EXHIBIT 1-A: LOCATION MAP 5
EXHIBIT 1-B: SITE PLAN 6

LIST OF TABLES

TABLE ES-1: SUMMARY OF CEQA SIGNIFICANCE FINDINGS 1
TABLE 2-1: TOTAL ELECTRICITY SYSTEM POWER (CALIFORNIA 2018) 9
TABLE 2-2: MVU 2018 POWER CONTENT MIX 11
TABLE 4-1: CONSTRUCTION DURATION 21
TABLE 4-2: CONSTRUCTION EQUIPMENT ASSUMPTIONS 22
TABLE 4-3: CONSTRUCTION POWER COST 23
TABLE 4-4: CONSTRUCTION ELECTRICITY USAGE 23
TABLE 4-5: CONSTRUCTION EQUIPMENT FUEL CONSUMPTION ESTIMATES 24
TABLE 4-6: CONSTRUCTION WORKER FUEL CONSUMPTION ESTIMATES 26
TABLE 4-7: CONSTRUCTION VENDOR FUEL CONSUMPTION ESTIMATES – MHDT 27
TABLE 4-8: CONSTRUCTION VENDOR/HAULING FUEL CONSUMPTION ESTIMATES – HHDT (1 OF 2) 27
TABLE 4-9: PROJECT-GENERATED LDA VEHICLE TRAFFIC ANNUAL FUEL CONSUMPTION 29
TABLE 4-10: PROJECT-GENERATED LDT1 VEHICLE TRAFFIC ANNUAL FUEL CONSUMPTION 29
TABLE 4-11: PROJECT-GENERATED LDT2 VEHICLE TRAFFIC ANNUAL FUEL CONSUMPTION 30
TABLE 4-12: PROJECT-GENERATED MDV VEHICLE TRAFFIC ANNUAL FUEL CONSUMPTION 30
TABLE 4-13: PROJECT-GENERATED LHDT1 TRAFFIC ANNUAL FUEL CONSUMPTION 30
TABLE 4-14: PROJECT-GENERATED MHDT TRAFFIC ANNUAL FUEL CONSUMPTION 31
TABLE 4-15: PROJECT-GENERATED HHDT TRAFFIC ANNUAL FUEL CONSUMPTION 31
TABLE 4-16: TOTAL PROJECT-GENERATED TRAFFIC ANNUAL FUEL CONSUMPTION (ALL VEHICLES) 31
TABLE 4-17: PROJECT ANNUAL OPERATIONAL ENERGY DEMAND SUMMARY 32

LIST OF ABBREVIATED TERMS

%	Percent
(1)	Reference
AQIA	*Moreno Valley Trade Center Warehouse Air Quality Impact Analysis*
BACM	Best Available Control Measures
BTU	British Thermal Units
CalEEMod	California Emissions Estimator Model
CAPCOA	California Air Pollution Control Officers Association
CARB	California Air Resources Board
CCR	California Code of Regulations
CEC	California Energy Commission
CEQA	California Environmental Quality Act
City	City of Moreno Valley
CPEP	Clean Power and Electrification Pathway
CPUC	California Public Utilities Commission
DMV	Department of Motor Vehicles
EIA	Energy Information Administration
EPA	Environmental Protection Agency
EMFAC	EMissions FACtor
FERC	Federal Energy Regulatory Commission
GHG	Greenhouse Gas
GWh	Gigawatt Hour
HHDT	Heavy-Heavy Duty Trucks
hp-hr-gal	Horsepower Hours Per Gallon
IEPR	Integrated Energy Policy Report
ISO	Independent Service Operator
ISTEA	Intermodal Surface Transportation Efficiency Act
ITE	Institute of Transportation Engineers
kBTU	Kilo-British Thermal Units
kWh	Kilowatt Hour
LDA	Light Duty Auto
LDT1/LDT2	Light-Duty Trucks
LHDT1	Light-Heavy Duty Trucks
MDV	Medium Duty Trucks
MHDT	Medium-Heavy Duty Trucks
mpg	Miles Per Gallon

MPO	Metropolitan Planning Organization
MVU	Moreno Valley Electric Utility
PG&E	Pacific Gas and Electric
Project	Moreno Valley Trade Center Warehouse
PV	Photovoltaic
SCAB	Southern California Air Basin
SDAB	San Diego Air Basin
SoCalGas	Southern California Gas
sf	Square Feet
TEA-21	Transportation Equity Act for the 21st Century
U.S.	United States
VMT	Vehicle Miles Traveled

This page intentionally left blank

EXECUTIVE SUMMARY

ES.1 SUMMARY OF FINDINGS

The results of this *Moreno Valley Trade Center Warehouse Energy Analysis* is summarized below based on the significance criteria in Section 3 of this report consistent with Appendix G of the 2019 California Environmental Quality Act (CEQA) Statute and Guidelines (*CEQA Guidelines*) (1). Table ES-1 shows the findings of significance for potential energy impacts under CEQA.

TABLE ES-1: SUMMARY OF CEQA SIGNIFICANCE FINDINGS

Analysis	Report Section	Significance Findings	
		Unmitigated	Mitigated
Energy Impact #1: Result in potentially significant environmental impact due to wasteful, inefficient, or unnecessary consumption of energy resources, during project construction or operation.	5.0	*Less Than Significant*	*n/a*
Energy Impact #2: Conflict with or obstruct a state or local plan for renewable energy or energy efficiency.	5.0	*Less Than Significant*	*n/a*

This page intentionally left blank

1 INTRODUCTION

This report presents the results of the energy analysis prepared by Urban Crossroads, Inc., for the proposed Moreno Valley Trade Center Warehouse (Project). The purpose of this report is to ensure that energy implication is considered by the City of Moreno Valley (City), as the lead agency, and to quantify anticipated energy usage associated with construction and operation of the proposed Project, determinee if the usage amounts are efficient, typical, or wasteful for the land use type, and to emphasize avoiding or reducing inefficient, wasteful, and unnecessary consumption of energy.

1.1 SITE LOCATION

The proposed Project is located in the eastern portion of the City of Moreno Valley in the County of Riverside. The project is 71.65 net acres and is bounded to the north by Eucalyptus Avenue, the west by Quincy Street (the Quincy channel), the south by Encilia Avenue and the east by Redlands Boulevard. The Project location is shown on Exhibit 1-A.

The project is surrounded by varied land uses. To the north the properties are zoned for Light Industrial District (LI) uses and Community Commercial (CC) District. Aldi's logistics building was recently constructed and is in operation while the commercially designated parcel remains vacant. To the east the properties are within the approved World Logistics Center Specific Plan and are planned for logistics use. To the south the properties are zoned Residential Agriculture 2 (RA2) District, most of which are already developed with houses. To the west the properties are zoned Residential Agriculture 2 (RA2) District and Residential 5 (R5) District and are vacant.

1.2 PROJECT DESCRIPTION

The Project envisions the development of the site for 1,332,380 square feet (sf) of Warehouse uses. The Project is anticipated to be constructed and occupied by 2022[1]. Truck access to and from the project site will be restricted to three project driveways. These driveways include the two driveways on Eucalyptus Avenue, and the southernmost driveway on Redlands Boulevard. The western driveway on Eucalyptus Avenue will include inbound/outbound access for autos/trucks and the eastern driveway will be restricted to outbound truck traffic only. The southernmost driveway on Redlands Boulevard will allow inbound truck traffic, but will restrict outbound truck traffic via onsite features such as a pork-chop designed driveway, signage posted at the driveway exit prohibiting outbound truck traffic, or other measures based on discussion with City staff. The two driveways on Redlands Boulevard will be restricted to right-in/right-out access only for autos and the four driveways on Encilia Avenue will be full-access for autos.

At the time this analysis was prepared, the future tenants of the proposed Project were unknown; the building is designed to accommodate one tenant or be divisible to accommodate two

1 The TIA prepared for the Project evaluates an Opening Year of 2024 since the City of Moreno Valley traffic study guidelines require the Opening Year to be a minimum of 5 years from baseline conditions. Utilizing a 2022 Opening Year is more conservative for purposes of this EA since it would generate more energy than if the Project would have utilized a 2024 Opening Year consistent with the TIA because as the analysis year increases, vehicle emission factors, and consequently fuel economy would improve as a result of emissions regulations becoming more stringent and the natural turnover of an older fleet of vehicles being replaced by more efficient vehicles.

tenants. This analysis is intended to describe energy usage associated with the expected typical operational activities at the Project site. To present a conservative approach, this report assumes the Project will operate 24-hours daily for seven days per week.

EXHIBIT 1-A: LOCATION MAP

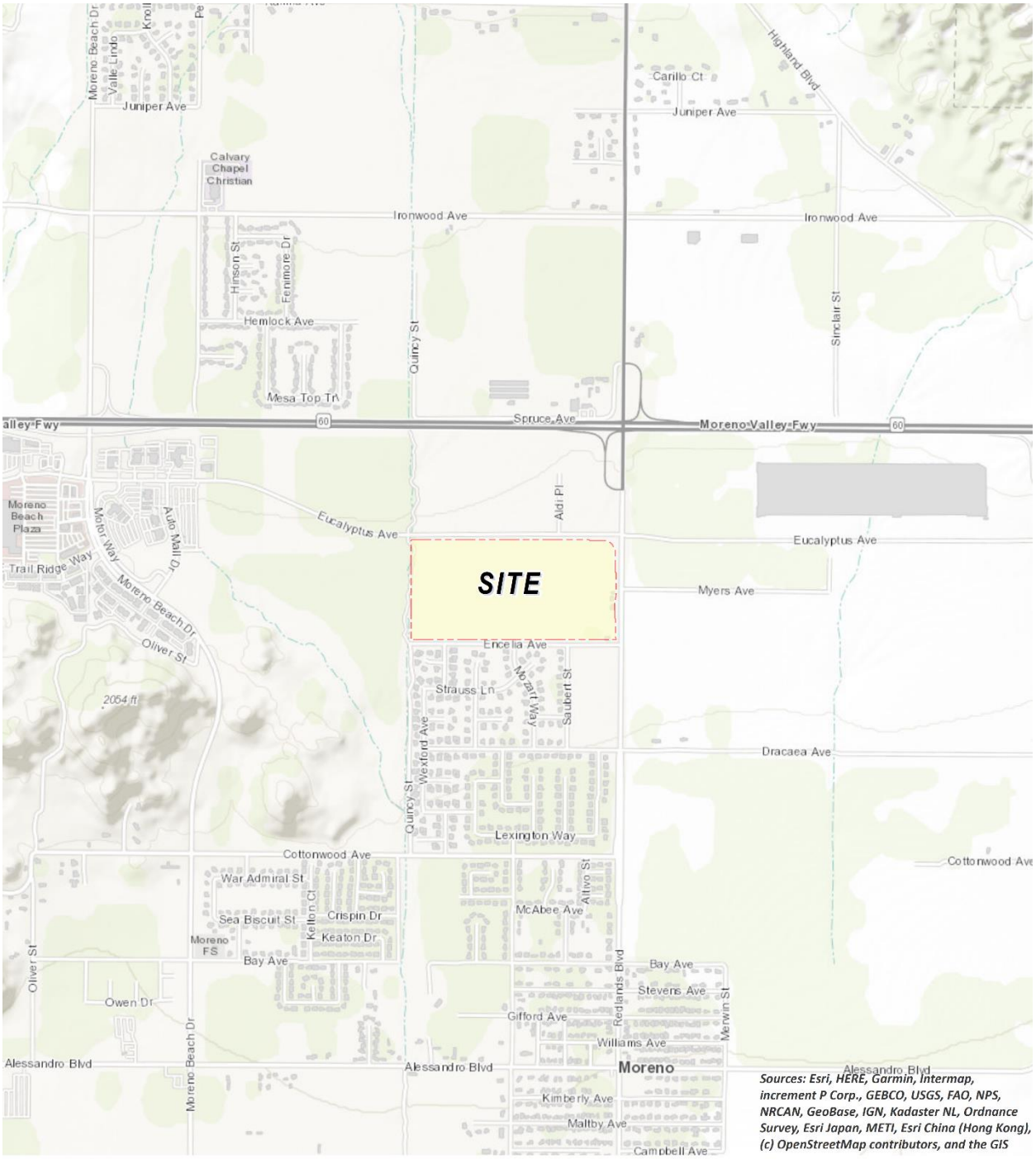

LEGEND:

Site Boundary

EXHIBIT 1-B: SITE PLAN

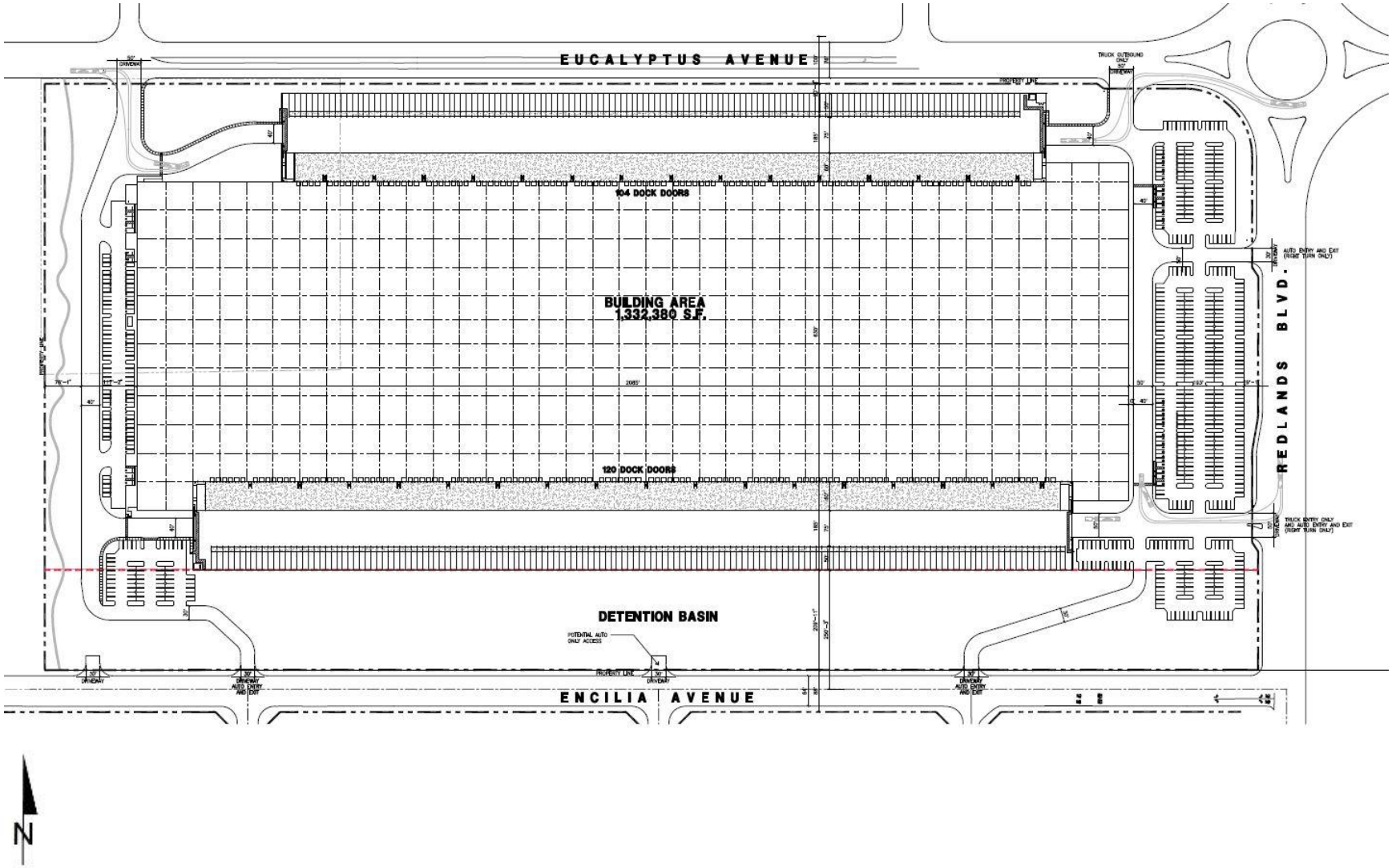

This page intentionally left blank

2 EXISTING CONDITIONS

This section provides an overview of the existing energy conditions in the Project region.

2.1 OVERVIEW

The most recent data for California's estimated total energy consumption is from 2017 and natural gas consumption is from 2018, released by the United States (U.S.) Energy Information Administration's (EIA) California State Profile and Energy Estimates in 2020 and included:

- Approximately 7,881 trillion British Thermal Unit (BTU) of energy was consumed;
- Approximately 683 million barrels of petroleum;
- Approximately 2,137 billion cubic feet of natural gas;
- Approximately 1 million short tons of coal (2)

The California Energy Commission's (CEC) Transportation Energy Demand Forecast 2018-2030 was released in order to support the 2017 Integrated Energy Policy Report. The Transportation energy Demand Forecast 2018-2030 lays out graphs and data supporting their projections of California's future transportation energy demand. The projected inputs consider expected variable changes in fuel prices, income, population, and other variables. Predictions regarding fuel demand included:

- Gasoline demand in the transportation sector is expected to decline from approximately 15.8 billion gallons in 2017 to between 12.3 billion and 12.7 billion gallons in 2030 (3)
- Diesel demand in the transportation sector is expected to rise, increasing from approximately 3.7 billion diesel gallons in 2015 to approximately 4.7 billion in 2030 (3)
    - Data from the Department of Energy states that approximately 3.9 billion gallons of diesel fuel were consumed in 2017 (4)

The most recent data provided by the EIA for energy use in California by demand sector is from 2017 and is reported as follows:

- Approximately 40.3% transportation;
- Approximately 23.1% industrial;
- Approximately 18.0% residential; and
- Approximately 18.7% commercial (5)

In 2018, total system electric generation for California was 285,488 gigawatt hours (GWh). California's massive electricity in-state generation system generated approximately 194,842 GWh which accounted for approximately 68% of the electricity it uses; the rest was imported from the Pacific Northwest (14%) and the U.S. Southwest (18%) (6). Natural gas is the main source for electricity generation at 47% of the total in-state electric generation system power as shown in Table 2-1.

TABLE 2-1: TOTAL ELECTRICITY SYSTEM POWER (CALIFORNIA 2018)

Fuel Type	California In-State Generation	Percent of California In-State	Northwest Imports (GWh)	Southwest Imports (GWh)	California Power Mix (GWh)	Percent California Power Mix
Coal	294	0.15%	399	8,740	9,433	3.30%
Large Hydro	22,096	11.34%	7,418	985	30,499	10.68%
Natural Gas	90,691	46.54%	49	8,904	99,644	34.91%
Nuclear	18,268	9.38%	0	7,573	25,841	9.05%
Oil	35	0.02%	0	0	35	0.01%
Other	430	0.22%	0	9	439	0.15%
Renewables	63,028	32.35%	14,074	12,400	89,502	31.36%
Biomass	5,909	3.03%	772	26	6,707	2.35%
Geothermal	11,528	5.92%	171	1,269	12,968	4.54%
Small Hydro	4,248	2.18%	334	1	4,583	1.61%
Solar	27,265	13.99%	174	5,094	32,533	11.40%
Wind	14,078	7.23%	12,623	6,010	32,711	11.46%
Unspecified Sources of Power	N/A	N/A	17,576	12,519	30,095	10.54%
Total	**194,842**	**100%**	**39,517**	**51,130**	**285,488**	**100%**

Source: https://www.energy.ca.gov/almanac/electricity_data/total_system_power.html

An updated summary of, and context for energy consumption and energy demands within the State is presented in "U.S. Energy Information Administration, California State Profile and Energy Estimates, Quick Facts" excerpted below:

- California was the seventh-largest producer of crude oil among the 50 states in 2018, and, as of January 2019, it ranked third in oil refining capacity.
- California is the largest consumer of jet fuel among the 50 states and accounted for one-fifth of the nation's jet fuel consumption in 2018. (7)
- California's total energy consumption is second highest in the nation, but, in 2018, the state's per capita energy consumption was the fourth-lowest, due in part to its mild climate and its energy efficiency programs. (8)
- In 2018, California ranked first in the nation as a producer of electricity from solar, geothermal, and biomass resources and fourth in the nation in conventional hydroelectric power generation.
- In 2018, large- and small-scale solar photovoltaic (PV) and solar thermal installations provided 19% of California's net electricity generation (9).

As indicated above, California is one of the nation's leading energy-producing states, and California per capita energy use is among the nation's most efficient. Given the nature of the Project, the remainder of this discussion will focus on the three sources of energy that are most relevant to the project—namely, electricity and transportation fuel for vehicle trips associated with the uses planned for the Project.

2.2 ELECTRICITY

The usage associated with electricity use were calculated using the California Emissions Estimator Model (CalEEMod) Version 2016.3.2. The Southern California region's electricity reliability has been of concern for the past several years due to the planned retirement of aging facilities that depend upon once-through cooling technologies, as well as the June 2013 retirement of the San Onofre Nuclear Generating Station (San Onofre). While the once-through cooling phase-out has been ongoing since the May 2010 adoption of the State Water Resources Control Board's once-through cooling policy, the retirement of San Onofre complicated the situation. California ISO studies had revealed the extent to which the South California Air Basin (SCAB) and the San Diego Air Basin (SDAB) region were vulnerable to low-voltage and post-transient voltage instability concerns. A preliminary plan to address these issues was detailed in the 2013 Integrative Energy Policy Report (IEPR) after a collaborative process with other energy agencies, utilities, and air districts (10). If the resource development outlined in the preliminary plan continues as detailed, reliability in Southern California would likely be assured; however, tight resource margins have led energy agencies and the California Air Resources Board (CARB) to develop a contingency plan. This contingency plan was discussed at a public workshop in Los Angeles on August 20, 2014 and is detailed within this Section (11).

Electricity is provided to the Project by Moreno Valley Electric Utility (MVU). MVU provides electric power to more than 6,500 customers within a service area. MVU buys energy generated from renewable sources like solar, water, and wind. MVU also purchases from independent power producers and utilities, including out-of-state suppliers (12).

California's electricity industry is an organization of traditional utilities, private generating companies, and state agencies, each with a variety of roles and responsibilities to ensure that electrical power is provided to consumers. The California Independent Service Operator (ISO) is a nonprofit public benefit corporation and is the impartial operator of the State's wholesale power grid and is charged with maintaining grid reliability, and to direct uninterrupted electrical energy supplies to California's homes and communities. While utilities still own transmission assets, the ISO routes electrical power along these assets, maximizing the use of the transmission system and its power generation resources. The ISO matches buyers and sellers of electricity to ensure that enough power is available to meet demand. To these ends, every five minutes the ISO forecasts electrical demands, accounts for operating reserves, and assigns the lowest cost power plant unit to meet demands while ensuring adequate system transmission capacities and capabilities (13).

Part of the ISO's charge is to plan and coordinate grid enhancements to ensure that electrical power is provided to California consumers. To this end, transmission owners file annual transmission expansion/modification plans to accommodate the State's growing electrical needs.

The ISO reviews and either approves or denies the proposed additions. In addition, and perhaps most importantly, the ISO works with other areas in the western United States electrical grid to ensure that adequate power supplies are available to the State. In this manner, continuing reliable and affordable electrical power is assured to existing and new consumers throughout the State.

Table 2-2 identifies MVU's 2018 Power Content Mix which identifies electricity sources in 2018 (14).

TABLE 2-2: MVU 2018 POWER CONTENT MIX

Energy Resources	2018 MVU Power Mix
Eligible Renewable	**26%**
Biomass & waste	0%
Geothermal	0%
Small Hydroelectric	6%
Solar	9%
Wind	10%
Coal	**0%**
Large Hydroelectric	**0%**
Natural Gas	**0%**
Nuclear	**0%**
Other	**0%**
Unspecified Sources of power*	74%
Total	**100%**

* "Unspecified sources of power" means electricity from transactions that are not traceable to specific generation sources

2.3 NATURAL GAS

The usage associated with natural gas use were calculated using the CalEEMod Version 2016.3.2. The following summary of natural gas resources and service providers, delivery systems, and associated regulation is excerpted from information provided by the California Public Utilities Commission (CPUC).

> *"The CPUC regulates natural gas utility service for approximately 10.8 million customers that receive natural gas from Pacific Gas and Electric (PG&E), Southern California Gas (SoCalGas), San Diego Gas & Electric (SDG&E), Southwest Gas, and several smaller natural gas utilities. The CPUC also regulates independent storage operators: Lodi Gas Storage, Wild Goose Storage, Central Valley Storage and Gill Ranch Storage.*
>
> *The vast majority of California's natural gas customers are residential and small commercial customers, referred to as "core" customers, who accounted for approximately*

32% of the natural gas delivered by California utilities in 2012. Large consumers, like electric generators and industrial customers, referred to as "noncore" customers, accounted for approximately 68% of the natural gas delivered by California utilities in 2012.

The PUC regulates the California utilities' natural gas rates and natural gas services, including in-state transportation over the utilities' transmission and distribution pipeline systems, storage, procurement, metering and billing. Most of the natural gas used in California comes from out-of-state natural gas basins. In 2012, California customers received 35% of their natural gas supply from basins located in the Southwest, 16% from Canada, 40% from the Rocky Mountains, and 9% from basins located within California. California gas utilities may soon also begin receiving biogas into their pipeline systems.

Natural gas from out-of-state production basins is delivered into California via the interstate natural gas pipeline system. The major interstate pipelines that deliver out-of-state natural gas to California consumers are the Gas Transmission Northwest Pipeline, Kern River Pipeline, Transwestern Pipeline, El Paso Pipeline, Ruby Pipeline, Questar Southern Trails and Mojave Pipeline. Another pipeline, the North Baja – Baja Norte Pipeline, takes gas off the El Paso Pipeline at the California/Arizona border, and delivers that gas through California into Mexico. While the Federal Energy Regulatory Commission (FERC) regulates the transportation of natural gas on the interstate pipelines, the PUC often participates in FERC regulatory proceedings to represent the interests of California natural gas consumers.

Most of the natural gas transported via the interstate pipelines, as well as some of the California-produced natural gas, is delivered into the PG&E and SoCalGas intrastate natural gas transmission pipeline systems (commonly referred to as California's "backbone" natural gas pipeline system). Natural gas on the utilities' backbone pipeline systems is then delivered into the local transmission and distribution pipeline systems, or to natural gas storage fields. Some large noncore customers take natural gas directly off the high-pressure backbone pipeline systems, while core customers and other noncore customers take natural gas off the utilities' distribution pipeline systems. The PUC has regulatory jurisdiction over 150,000 miles of utility-owned natural gas pipelines, which transported 82% of the total amount of natural gas delivered to California's gas consumers in 2012.

SDG&E and Southwest Gas' southern division are wholesale customers of SoCalGas, and currently receive all of their natural gas from the SoCalGas system (Southwest Gas also provides natural gas distribution service in the Lake Tahoe area). Some other municipal wholesale customers are the cities of Palo Alto, Long Beach, and Vernon, which are not regulated by the CPUC.

Some of the natural gas delivered to California customers may be delivered directly to them without being transported over the regulated utility systems. For example, the Kern River/Mojave pipeline system can deliver natural gas directly to some large customers,

"bypassing" the utilities' systems. Much of California-produced natural gas is also delivered directly to large consumers.

PG&E and SoCalGas own and operate several natural gas storage fields that are located in northern and southern California. These storage fields, and four independently owned storage utilities – Lodi Gas Storage, Wild Goose Storage, Central Valley Storage, and Gill Ranch Storage – help meet peak seasonal natural gas demand and allow California natural gas customers to secure natural gas supplies more efficiently. (A portion of the Gill Ranch facility is owned by PG&E).

California's regulated utilities do not own any natural gas production facilities. All of the natural gas sold by these utilities must be purchased from suppliers and/or marketers. The price of natural gas sold by suppliers and marketers was deregulated by the FERC in the mid-1980's and is determined by "market forces." However, the PUC decides whether California's utilities have taken reasonable steps in order to minimize the cost of natural gas purchased on behalf of their core customers." (15)

As indicated in the preceding discussions, natural gas is available from a variety of in-state and out-of-state sources and is provided throughout the state in response to market supply and demand. Complementing available natural gas resources, biogas may soon be available via existing delivery systems, thereby increasing the availability and reliability of resources in total. The PUC oversees utility purchases and transmission of natural gas to ensure reliable and affordable natural gas deliveries to existing and new consumers throughout the State.

2.4 TRANSPORTATION ENERGY RESOURCES

The Project would generate additional vehicle trips with resulting consumption of energy resources, predominantly gasoline and diesel fuel. In March 2018, the Department of Motor Vehicles (DMV) identified 35 million registered vehicles in California (16), and those vehicles (as noted previously) consume an estimated 19 billion gallons of fuel each year[2]. Gasoline (and other vehicle fuels) are commercially provided commodities and would be available to the Project patrons and employees via commercial outlets.

California's on-road transportation system includes 170,000 miles of highways and major roadways, more than 27 million passenger vehicles and light trucks, and almost 8 million medium- and heavy-duty vehicles (16). While gasoline consumption has been declining since 2008 it is still by far the dominant fuel. Petroleum comprises about 92% of all transportation energy use, excluding fuel consumed for aviation and most marine vessels (17). Nearly 19 billion gallons of on-highway fuel are burned each year, including 15.1 billion gallons of gasoline (including ethanol) and 3.9 billion gallons of diesel fuel (including biodiesel and renewable diesel). In 2016, Californians also used 194 million therms of natural gas as a transportation fuel (18), or the equivalent of 155 million gallons of gasoline.

[2] Fuel consumptions estimated utilizing information from EMFAC2017.

This page intentionally left blank

3 REGULATORY BACKGROUND

Federal and state agencies regulate energy use and consumption through various means and programs. On the federal level, the United States Department of Transportation, the United States Department of Energy, and the United States Environmental Protection Agency (EPA) are three federal agencies with substantial influence over energy policies and programs. On the state level, the CPUC and the CEC are two agencies with authority over different aspects of energy. Relevant federal and state energy-related laws and plans are summarized below. Project consistency with applicable federal and state regulations is also presented in *italicized* text.

3.1 FEDERAL REGULATIONS

3.1.1 INTERMODAL SURFACE TRANSPORTATION EFFICIENCY ACT OF 1991 (ISTEA)

The ISTEA promoted the development of inter-modal transportation systems to maximize mobility as well as address national and local interests in air quality and energy. ISTEA contained factors that Metropolitan Planning Organizations (MPOs) were to address in developing transportation plans and programs, including some energy-related factors. To meet the new ISTEA requirements, MPOs adopted explicit policies defining the social, economic, energy, and environmental values guiding transportation decisions. *Transportation and access to the Project site is provided primarily by the local and regional roadway systems. The Project would not interfere with, nor otherwise obstruct intermodal transportation plans or projects that may be realized pursuant to the ISTEA because SCAG is not planning for intermodal facilities on or through the Project site.*

3.1.2 THE TRANSPORTATION EQUITY ACT FOR THE 21ST CENTURY (TEA-21)

The TEA-21 was signed into law in 1998 and builds upon the initiatives established in the ISTEA legislation, discussed above. TEA-21 authorizes highway, highway safety, transit, and other efficient surface transportation programs. TEA-21 continues the program structure established for highways and transit under ISTEA, such as flexibility in the use of funds, emphasis on measures to improve the environment, and focus on a strong planning process as the foundation of good transportation decisions. TEA-21 also provides for investment in research and its application to maximize the performance of the transportation system through, for example, deployment of Intelligent Transportation Systems, to help improve operations and management of transportation systems and vehicle safety. *The Project site is located along major transportation corridors with proximate access to the Interstate freeway system. The site selected for the Project facilitates access, acts to reduce vehicle miles traveled, takes advantage of existing infrastructure systems, and promotes land use compatibilities through collocation of similar uses. The Project supports the strong planning processes emphasized under TEA-21. The Project is therefore consistent with, and would not otherwise interfere with, nor obstruct implementation of TEA-21.*

3.2 CALIFORNIA REGULATIONS

3.2.1 INTEGRATED ENERGY POLICY REPORT (IEPR)

Senate Bill 1389 (Bowen, Chapter 568, Statutes of 2002) requires the CEC to prepare a biennial integrated energy policy report that assesses major energy trends and issues facing the state's electricity, natural gas, and transportation fuel sectors and provides policy recommendations to conserve resources; protect the environment; ensure reliable, secure, and diverse energy supplies; enhance the state's economy; and protect public health and safety (Public Resources Code § 25301a]). The Energy Commission prepares these assessments and associated policy recommendations every two years, with updates in alternate years, as part of the Integrated Energy Policy Report.

The 2019 IEPR was adopted January 31, 2020, and continues to work towards improving electricity, natural gas, and transportation fuel energy use in California. The 2019 IEPR focuses on a variety of topics such as including the environmental performance of the electricity generation system, landscape-scale planning, the response to the gas leak at the Aliso Canyon natural gas storage facility, transportation fuel supply reliability issues, updates on Southern California electricity reliability, methane leakage, climate adaptation activities for the energy sector, climate and sea level rise scenarios, and the California Energy Demand Forecast (19). The 2020 IEPR Update is currently in progress but is not anticipated to be adopted until February 2021. *Electricity would be provided to the Project by MVU and natural gas is provided by SoCalGas. MVU's 2018 and SoCalGas 2018 Corporate Sustainability Report builds on existing state programs and policies. As such, the Project is consistent with, and would not otherwise interfere with, nor obstruct implementation the goals presented in the 2019 IEPR.*

3.2.2 STATE OF CALIFORNIA ENERGY PLAN

The CEC is responsible for preparing the State Energy Plan, which identifies emerging trends related to energy supply, demand, conservation, public health and safety, and the maintenance of a healthy economy. The Plan calls for the state to assist in the transformation of the transportation system to improve air quality, reduce congestion, and increase the efficient use of fuel supplies with the least environmental and energy costs. To further this policy, the plan identifies several strategies, including assistance to public agencies and fleet operators and encouragement of urban designs that reduce VMT and accommodate pedestrian and bicycle access. *The Project site is located along major transportation corridors with proximate access to the Interstate freeway system. The site selected for the Project facilitates access, acts to reduce VMT by developing industrial uses on a business park-designated site. The Project therefore is consistent with, and would not otherwise interfere with, nor obstruct implementation of the State of California Energy Plan.*

3.2.3 CALIFORNIA CODE TITLE 24, PART 6, ENERGY EFFICIENCY STANDARDS

California Code of Regulations (CCR) Title 24 Part 6: California's Energy Efficiency Standards for Residential and Nonresidential Buildings, was first adopted in 1978 in response to a legislative mandate to reduce California's energy consumption. The standards are updated periodically to

allow consideration and possible incorporation of new energy efficient technologies and methods. Energy efficient buildings require less electricity; therefore, increased energy efficiency reduces fossil fuel consumption and decreases greenhouse gas (GHG) emissions. The 2019 version of Title 24 was adopted by the CEC and will become effective on January 1, 2020. The 2019 Title 24 standards go into effect on January 1, 2020 and are applicable to building permit applications submitted on or after that date. The 2019 Title 24 standards require solar PV systems for new homes, establish requirements for newly constructed healthcare facilities, encourage demand responsive technologies for residential buildings, update indoor and outdoor lighting for nonresidential buildings. The CEC anticipates that single-family homes built with the 2019 standards will use approximately 7% less energy compared to the residential homes built under the 2016 standards. Additionally, after implementation of solar PV systems, homes built under the 2019 standards will about 53% less energy than homes built under the 2016 standards. Nonresidential buildings will use approximately 30% less energy due to lighting upgrades (20). *The 2019 version of Title 24 was adopted by the California Energy Commission (CEC) and will become effective on January 1, 2020. It should be noted that the analysis herein assumes compliance with the 2019 Title 24 Standards.*

3.2.4 AB 1493 PAVLEY REGULATIONS AND FUEL EFFICIENCY STANDARDS.

California AB 1493, enacted on July 22, 2002, required ARB to develop and adopt regulations that reduce GHGs emitted by passenger vehicles and light duty trucks. Under this legislation, CARB adopted regulations to reduce GHG emissions from non-commercial passenger vehicles (cars and light-duty trucks). Although aimed at reducing GHG emissions, specifically, a co-benefit of the Pavley standards is an improvement in fuel efficiency and consequently a reduction in fuel consumption. *AB 1493 is not applicable to the Project as it is a statewide measure establishing vehicle emissions standards. No feature of the Project would interfere with implementation of the requirements under AB 1493.*

3.2.5 CALIFORNIA'S RENEWABLE PORTFOLIO STANDARD (RPS).

First established in 2002 under Senate Bill (SB) 1078, California's Renewable Portfolio Standards (RPS) requires retail sellers of electric services to increase procurement from eligible renewable resources to 33 percent of total retail sales by 2020 (21). *California's Renewable Portfolio Standard is not applicable to the Project as it is a statewide measure that establishes a renewable energy mix. No feature of the Project would interfere with implementation of the requirements under RPS.*

3.2.6 SB 350— CLEAN ENERGY AND POLLUTION REDUCTION ACT OF 2015.

In October 2015, the legislature approved, and the Governor signed SB 350, which reaffirms California's commitment to reducing its GHG emissions and addressing climate change. Key provisions include an increase in the renewables portfolio standard (RPS), higher energy efficiency requirements for buildings, initial strategies towards a regional electricity grid, and improved infrastructure for electric vehicle charging stations. Provisions for a 50 percent reduction in the use of petroleum statewide were removed from the Bill because of opposition

and concern that it would prevent the Bill's passage. Specifically, SB 350 requires the following to reduce statewide GHG emissions:

- Increase the amount of electricity procured from renewable energy sources from 33 percent to 50 percent by 2030, with interim targets of 40 percent by 2024, and 25 percent by 2027.
- Double the energy efficiency in existing buildings by 2030. This target will be achieved through the California Public Utility Commission (CPUC), the California Energy Commission (CEC), and local publicly owned utilities.
- Reorganize the Independent System Operator (ISO) to develop more regional electrify transmission markets and to improve accessibility in these markets, which will facilitate the growth of renewable energy markets in the western United States (California Leginfo 2015).

This measure is not directly applicable to development projects, but the proposed Project would use energy from MVU, which has committed to diversify its portfolio of energy sources by increasing energy from wind and solar sources.

This page intentionally left blank

4 PROJECT ENERGY DEMANDS AND ENERGY EFFICIENCY MEASURES

4.1 EVALUATION CRITERIA

In compliance with Appendix G of the *State CEQA Guidelines* (1), this report analyzes the project's anticipated energy use to determine if the Project would:

- Result in potentially significant environmental impact due to wasteful, inefficient, or unnecessary consumption of energy resources, during project construction or operation; or
- Conflict with or obstruct a state or local plan for renewable energy or energy efficiency

In addition, Appendix F of the *State CEQA Guidelines* (22), states that the means of achieving the goal of energy conservation includes the following:

- Decreasing overall per capita energy consumption;
- Decreasing reliance on fossil fuels such as coal, natural gas and oil; and
- Increasing reliance on renewable energy sources.

4.2 METHODOLOGY

Information from the California Emissions Estimator Model™ (CalEEMod) Version 2016.3.2 outputs for the *Moreno Valley Trade Center Warehouse Air Quality Impact Analysis* (Urban Crossroads, Inc.) (AQIA) (23) was utilized in this analysis, detailing Project related construction equipment, transportation energy demands, and facility energy demands.

4.2.1 CALIFORNIA EMISSIONS ESTIMATOR MODEL (CALEEMOD)

On October 17, 2017, the SCAQMD, in conjunction with the California Air Pollution Control Officers Association (CAPCOA) and other California air districts, released the latest version of the CalEEMod Version 2016.3.2. The purpose of this model is to calculate construction-source and operational-source criteria pollutants and GHG emissions from direct and indirect sources as well as energy usage. (24). Accordingly, the latest version of CalEEMod has been used to determine the proposed Project's anticipated transportation and facility energy demands. Output from the annual construction model runs are provided in Appendix 4.1 and Appendices 4.2 through 4.3 for annual operational emissions.

4.2.2 LAND USES MODELED IN CALEEMOD

As previously stated, the Project is proposed to consist of 1,332,380 sf of warehouse uses. CalEEMod land uses that most closely fit the described Project are reflected in these analyses. For purposes of analysis, the following land uses were modeled based on consultation with the Project Applicant and information provided in the Site Plan:

- 1,332.380 thousand sf (TSF) of Unrefrigerated Warehouse – No Rail[3]

[3] As per the CalEEMod User's Guide, the Unrefrigerated Warehouse – No Rail land use is defined as a warehouse that does not have refrigeration and no rail spur.

- 637 Space Parking Lot
- 1,534.105 TSF Other Asphalt Surfaces[4]

4.2.3 EMISSION FACTORS MODEL

On August 19, 2019, the EPA approved the 2017 version of the EMissions FACtor model (EMFAC) web database for use in State Implementation Plan and transportation conformity analyses. EMFAC2017 is a mathematical model that was developed to calculate emission rates, fuel consumption, VMT from motor vehicles that operate on highways, freeways, and local roads in California and is commonly used by the CARB to project changes in future emissions from on-road mobile sources (25). This energy study utilizes the different fuel types for each vehicle class from the annual EMFAC2017 emission inventory in order to derive the average vehicle fuel economy which is then used to determine the estimated annual fuel consumption associated with vehicle usage during Project construction and operational activities. For purposes of analysis, the 2021 through 2022 analysis years were utilized to determine the average vehicle fuel economy used throughout the duration of the Project.

4.2.4 CONSTRUCTION DURATION

The construction schedule utilized in the analysis, shown in Table 4-1, represents a "worst-case" analysis scenario should construction occur any time after the respective dates since emission factors for construction decrease as time passes and the analysis year increases due to emission regulations becoming more stringent[5]. The duration of construction activity and associated equipment represents a reasonable approximation of the expected construction fleet as required per *CEQA Guidelines*. The duration of construction activity was based on the 2022 Opening Year.

TABLE 4-1: CONSTRUCTION DURATION

Phase Name	Start Date	End Date	Days
Demolition	06/01/2021	07/12/2021	30
Site Preparation	07/13/2021	08/16/2021	25
Pile Driving	07/13/2021	08/16/2021	25
Grading	08/17/2021	09/27/2021	30
Building Construction	09/28/2021	12/26/2022	325
Paving	10/18/2022	12/26/2022	50
Architectural Coating	07/12/2022	12/26/2022	120

Source: Construction activity based on the 2022 Opening Year.

[4] The remaining area of the total Project Site will be modeled in CalEEMod as Other Asphalt Surfaces as non-asphalt areas. Per the User's Guide, this land use category is defined as asphalt areas that are not used as a parking lot.

[5] As shown in the CalEEMod User's Guide Version 2016.3.2, Section 4.3 "OFFROAD Equipment" as the analysis year increases, emission factors for the same equipment pieces decrease due to the natural turnover of older equipment being replaced by newer less polluting equipment and new regulatory requirements.

4.2.5 CONSTRUCTION EQUIPMENT

Site specific construction fleet may vary due to specific project needs at the time of construction. The associated construction equipment was generally based on CalEEMod defaults. A detailed summary of construction equipment assumptions by phase is provided at Table 4-2. Please refer to specific detailed modeling inputs/outputs contained in Appendix 4.1 of this energy study.

TABLE 4-2: CONSTRUCTION EQUIPMENT ASSUMPTIONS

Phase Name	Equipment	Amount	Hours Per Day
Demolition	Concrete/Industrial Saws	1	8
	Excavators	3	8
	Rubber Tired Dozers	2	8
Site Preparation	Crawler Tractors	4	8
	Rubber Tired Dozers	3	8
Pile Driving	Bore/Drill Rigs	1	8
	Cranes	1	8
	Forklifts	1	8
Grading	Crawler Tractors	2	8
	Excavators	2	8
	Graders	1	8
	Rubber Tired Dozers	1	8
	Scrapers	2	8
Building Construction	Cranes	1	8
	Crawler Tractors	3	8
	Forklifts	3	8
	Generator Sets	1	8
	Welders	3	8
Paving	Pavers	2	8
	Paving Equipment	2	8
	Rollers	2	8
Architectural Coating	Air Compressors	1	8

Source: Construction equipment based on CalEEMod defaults.

4.3 CONSTRUCTION ENERGY DEMANDS

4.3.1 CONSTRUCTION EQUIPMENT ELECTRICITY USAGE ESTIMATES

The focus within this section is the energy implications of the construction process, specifically the power cost from on-site electricity consumption during construction of the proposed Project. Based on the *2017 National Construction Estimator*, Richard Pray (2017) (26), the typical power

cost per 1,000 square feet of construction per month is estimated to be $2.32. The proposed Project includes the development of 1,332,380 sf of Warehouse uses. Based on information provided in the AQIA, construction activities are anticipated to occur over the course of 42 months (23). Based on Table 4-3, the total power cost of the on-site electricity usage during the construction of the Project is estimated to be approximately $130,334.86.

The MVU's general service rate schedule were used to determine the Project's electrical usage. As of December 17, 2019, MVU's average general service rate is $0.17 per kilowatt hours (kWh) of electricity for industrial services (27). As shown on Table 4-4, the total electricity usage from on-site Project construction related activities is estimated to be approximately 768,113.

TABLE 4-3: CONSTRUCTION POWER COST

Land Use	**Power Cost** (per 1,000 SF of construction per month)	**Size** (1,000 SF)	**Construction Duration** (months)	**Project Construction Power Cost**
Warehouse	$2.32	1,332.380	18	$55,640.19
Other Asphalt Surfaces	$2.32	1,534.105	18	$64,064.22
Parking Lot	$2.32	254.800	18	$10,640.45
			CONSTRUCTION POWER COST	***$130,344.86***

TABLE 4-4: CONSTRUCTION ELECTRICITY USAGE

Land Use	Cost per kWh	Project Construction Electricity Usage (kWh)
Warehouse	$0.17	327,883
Other Asphalt Surfaces	$0.17	377,526
Parking Lot	$0.17	62,703
	CONSTURCTION ELECTRICTY USAGE (kWh)	***768,113***

4.3.2 CONSTRUCTION EQUIPMENT FUEL ESTIMATES

Fuel consumed by construction equipment would be the primary energy resource expended over the course of Project construction. Project construction activity timeline estimates, construction equipment schedules, equipment power ratings, load factors, and associated fuel consumption estimates are presented in Table 4-5. Eight-hour daily use of all equipment is assumed. The aggregate fuel consumption rate for all equipment is estimated at 18.5 horsepower hour per

TABLE 4-5: CONSTRUCTION EQUIPMENT FUEL CONSUMPTION ESTIMATES

Activity/Duration	Equipment	HP Rating	Quantity	Usage Hours	Load Factor	HP-hrs/day	Total Fuel Consumption (gal. diesel fuel)
Demolition (30 days)	Concrete/Industrial Saws	81	1	8	0.73	473	767
	Excavators	158	3	8	0.38	1,441	2,337
	Rubber Tired Dozers	247	2	8	0.40	1,581	2,563
Site Preparation (25 days)	Crawler Tractors	212	4	8	0.43	2,917	3,942
	Rubber Tired Dozers	247	3	8	0.40	2,371	3,204
Pile Driving (25 days)	Bore/Drill Rigs	221	1	8	0.50	884	1,195
	Cranes	231	1	8	0.29	536	724
	Forklifts	89	1	8	0.20	142	192
Grading (30 days)	Crawler Tractors	212	2	8	0.43	1,459	2,365
	Excavators	158	2	8	0.38	961	1,558
	Graders	187	1	8	0.41	613	995
	Rubber Tired Dozers	247	1	8	0.40	790	1,282
	Scrapers	367	2	8	0.48	2,819	4,571
Building Construction (325 days)	Cranes	231	1	8	0.29	536	9,415
	Crawler Tractors	212	3	8	0.43	2,188	38,435
	Forklifts	89	3	8	0.20	427	7,505
	Generator Sets	84	1	8	0.74	497	8,736
	Welders	46	1	8	0.45	166	2,909
Paving (50 days)	Pavers	130	2	8	0.42	874	2,361
	Paving Equipment	132	2	8	0.36	760	2,055
	Rollers	80	2	8	0.38	486	1,315
Architectural Coating (120 days)	Air Compressors	78	1	8	0.48	300	1,943
CONSTRUCTION FUEL DEMAND (GALLONS DIESEL FUEL)							***100,368***

gallon (hp-hr-gal.), obtained from CARB 2018 Emissions Factors Tables and cited fuel consumption rate factors presented in Table D-24 of the Moyer guidelines (28). For the purposes of this analysis, the calculations are based on all construction equipment being diesel-powered which is standard practice consistent with industry standards. Diesel fuel would be supplied by existing commercial fuel providers serving the City and region.

As presented in Table 4-5, Project construction activities would consume an estimated 100,368 gallons of diesel fuel. Project construction would represent a "single-event" diesel fuel demand and would not require on-going or permanent commitment of diesel fuel resources for this purpose.

4.3.3 CONSTRUCTION WORKER FUEL ESTIMATES

It is assumed that all construction worker trips are from light duty autos (LDA) along area roadways. With respect to estimated VMT for the Project, the construction worker trips would generate an estimated 6,761,486 VMT (23). Data regarding Project related construction worker trips were based on CalEEMod defaults utilized within the AQIA.

Vehicle fuel efficiencies for LDA were estimated using information generated within the 2017 version of the EMFAC developed by CARB. EMFAC2017 is a mathematical model that was developed to calculate emission rates, fuel consumption, and VMT from motor vehicles that operate on highways, freeways, and local roads in California and is commonly used by the CARB to project changes in future emissions from on-road mobile sources (25). EMFAC2017 was run for the LDA vehicle class within the California sub-area for the 2021 through 2022 calendar years. Data from EMFAC2017 is shown in Appendix 4.4.

As generated by EMFAC2017, an aggregated fuel economy of LDAs ranging from model year 1974 to model years 2021 through 2022 are estimated to have fuel efficiencies of 31.59 miles per gallon (mpg) and 32.53 mpg, respectively. Table 4-6 provides an estimated annual fuel consumption resulting from LDAs related to the Project construction worker trips. Based on Table 4-6, it is estimated that 209,081 gallons of fuel will be consumed related to construction worker trips during full construction of the Project.

It should be noted that construction worker trips would represent a "single-event" gasoline fuel demand and would not require on-going or permanent commitment of fuel resources for this purpose.

TABLE 4-6: CONSTRUCTION WORKER FUEL CONSUMPTION ESTIMATES

Construction Activity	Worker Trips / Day	Trip Length (miles)	Vehicle Miles Traveled	Average Vehicle Fuel Economy (mpg)	Estimated Fuel Consumption (gallons)
2021					
Demolition (30 days)	15	14.7	6,615	31.59	209
Site Preparation (25 days)	18	14.7	6,615	31.59	209
Pile Driving (25 days)	8	14.7	2,940	31.59	93
Grading (30 days)	20	14.7	8,820	31.59	279
2022					
Building Construction (256 days)	1,311	14.7	4,933,555	32.53	151,645
Paving (50 days)	15	14.7	11,025	32.53	339
Architectural Coating (120 days)	262	14.7	462,168	32.53	14,206
PROJECT CONSTRUCTION WORKER FUEL CONSUMPTION					***209,081***

4.3.4 CONSTRUCTION VENDOR FUEL ESTIMATES

With respect to estimated VMT, the construction vendor trips would generate an estimated 1,156,440 VMT along area roadways for the Project (23). It is assumed that 50% of all vendor trips are from medium-heavy duty trucks (MHDT), 50% are from heavy-heavy duty trucks (HHDT), and 100% of hauling trips are HHDTs. These assumptions are consistent with the CalEEMod defaults utilized within the within the AQIA (23). Vehicle fuel efficiencies for MHDTs and HHDTs were estimated using information generated within EMFAC2017. EMFAC2017 was run for the MHDT and HHDT vehicle classes within the California sub-area for the 2021 through 2022 calendar years. Data from EMFAC2017 is shown in Appendix 4.4.

As building construction activities occur from 2021 through 2022, the EMFAC2017 aggregated fuel economy of MHDTs ranging from model year 1974 to model years 2021 through 2022 were utilized. Based on Table 4-7, it is estimated that 570,709 gallons of fuel will be consumed related to construction vendor trips (MHDTs) during full construction of the Project.

TABLE 4-7: CONSTRUCTION VENDOR FUEL CONSUMPTION ESTIMATES – MHDT

Construction Activity	Vendor Trips / Day	Trip Length (miles)	Vehicle Miles Traveled	Average Vehicle Fuel Economy (mpg)	Estimated Fuel Consumption (gallons)
2021					
Building Construction (69 days)	256	6.9	121,882	9.73	12,523
2022					
Building Construction (256 days)	256	6.9	452,198	10.01	45,186
				PROJECT MHDT TOTAL	***57,709***

Table 4-8 shows the estimated fuel economy of HHDTs accessing the Project site. The EMFAC2017 aggregated fuel economy of MHDTs ranging from model year 1974 to model years 2021 through 2022 were utilized. Based on Table 4-8, fuel consumption from construction vendor and hauling trips (HHDTs) will total approximately 82,471 gallons.

TABLE 4-8: CONSTRUCTION VENDOR/HAULING FUEL CONSUMPTION ESTIMATES – HHDT (1 OF 2)

Construction Activity	Vendor Trips / Day	Trip Length (miles)	Vehicle Miles Traveled	Average Vehicle Fuel Economy (mpg)	Estimated Fuel Consumption (gallons)
Vendor					
2021					
Building Construction (69 days)	256	6.9	121,882	6.93	17,582
2022					
Building Construction (256 days)	256	6.9	452,198	7.10	63,694
Hauling					
2021					
Demolition (30 days)	17	6.9	3,519	6.93	508
Grading (30 days)	23	6.9	4,761	6.93	687
				PROJECT HHDT TOTAL	***82,471***

It should be noted that Project construction vendor trips would represent a “single-event” diesel fuel demand and would not require on-going or permanent commitment of diesel fuel resources for this purpose.

4.3.5 CONSTRUCTION ENERGY EFFICIENCY/CONSERVATION MEASURES

The equipment used for Project construction would conform to CARB regulations and California emissions standards. There are no unusual Project characteristics or construction processes that would require the use of equipment that would be more energy intensive than is used for comparable activities; or equipment that would not conform to current emissions standards (and related fuel efficiencies). Equipment employed in construction of the Project would therefore not result in inefficient wasteful, or unnecessary consumption of fuel.

The Project would utilize construction contractors which practice compliance with applicable CARB regulation regarding retrofitting, repowering, or replacement of diesel off-road construction equipment. Additionally, CARB has adopted the Airborne Toxic Control Measure to limit heavy-duty diesel motor vehicle idling in order to reduce public exposure to diesel particulate matter and other Toxic Air Contaminants. Compliance with anti-idling and emissions regulations would result in a more efficient use of construction-related energy and the minimization or elimination of wasteful or unnecessary consumption of energy. Idling restrictions and the use of newer engines and equipment would result in less fuel combustion and energy consumption.

Additionally, certain incidental construction-source energy efficiencies would likely accrue through implementation of California regulations and best available control measures (BACM). More specifically, CCR Title 13, Motor Vehicles, section 2449(d)(3) Idling, limits idling times of construction vehicles to no more than five minutes, thereby precluding unnecessary and wasteful consumption of fuel due to unproductive idling of construction equipment. To this end, “grading plans shall reference the requirement that a sign shall be posted on-site stating that construction workers need to shut off engines at or before five minutes of idling.” In this manner, construction equipment operators are informed that engines are to be turned off at or prior to five minutes of idling. Enforcement of idling limitations is realized through periodic site inspections conducted by City building officials, and/or in response to citizen complaints.

Indirectly, construction energy efficiencies and energy conservation would be achieved for the proposed development through energy efficiencies realized from bulk purchase, transport and use of construction materials.

A full analysis related to the energy needed to form construction materials is not included in this analysis due to a lack of detailed Project-specific information on construction materials. At this time, an analysis of the energy needed to create Project-related construction materials would be extremely speculative and thus has not been prepared.

In general, the construction processes promote conservation and efficient use of energy by reducing raw materials demands, with related reduction in energy demands associated with raw materials extraction, transportation, processing and refinement. Use of materials in bulk reduces energy demands associated with preparation and transport of construction materials as well as the transport and disposal of construction waste and solid waste in general, with corollary reduced demands on area landfill capacities and energy consumed by waste transport and landfill operations.

4.4 OPERATIONAL ENERGY DEMANDS

Energy consumption in support of or related to Project operations would include transportation energy demands (energy consumed by resident, employee, and patron vehicles accessing the Project site) and facilities energy demands (energy consumed by building operations and site maintenance activities).

4.4.1 TRANSPORTATION ENERGY DEMANDS

Energy that would be consumed by Project-generated traffic is a function of total VMT and estimated vehicle fuel economies of vehicles accessing the Project site.

LIGHT-DUTY AUTOS

With respect to estimated VMT, and based on the trip frequency and trip length methodologies cited in the Project's AQIA, the Project would generate an estimated 3,954,395 annual VMT along area roadways for all LDAs with full build-out of the Project (23). Table 4-9 provides an estimated range of annual fuel consumption resulting from Project generated LDAs. Based on Table 4-9, it is estimated that 121,548 gallons of fuel will be consumed from Project generated LDA trips.

TABLE 4-9: PROJECT-GENERATED LDA VEHICLE TRAFFIC ANNUAL FUEL CONSUMPTION

Annual VMT	Average Vehicle Fuel Economy (mpg)	Estimated Annual Fuel Consumption (gallons)
3,954,395	32.53	121,548

LIGHT-DUTY TRUCKS

With respect to estimated VMT, and based on the trip frequency and trip length methodologies cited in the Project's AQIA, the Project would generate an estimated 256,433 annual VMT along area roadways for all Light-Duty Trucks (LDT1)[6] vehicles with full build-out of the Project (23). Table 4-10 provides an estimated range of annual fuel consumption resulting from Project generated LDT1s. Based on Table 4-10, it is estimated that 9,428 gallons of fuel will be consumed from Project generated LDT1 trips.

TABLE 4-10: PROJECT-GENERATED LDT1 VEHICLE TRAFFIC ANNUAL FUEL CONSUMPTION

Annual VMT	Average Vehicle Fuel Economy (mpg)	Estimated Annual Fuel Consumption (gallons)
256,433	27.20	9,428

Additionally, the Project would generate an estimated 1,346,272 annual VMT along area roadways for all LDT2[7] vehicles with full build-out of the Project (23). Table 4-11 provides an estimated range of annual fuel consumption resulting from Project generated LDT2s. Based on

[6] Vehicles under the LDT1 category have a gross vehicle weight rating (GVWR) of less than 6,000 lbs. and equivalent test weight (ETW) of less than or equal to 3,750 lbs.

[7] Vehicles under the LDT2 category have a GVWR of less than 6,000 lbs. and ETW between 3,751 lbs. and 5,750 lbs.

Table 4-11, it is estimated that 52,425 gallons of fuel will be consumed from Project generated LDT2 trips.

TABLE 4-11: PROJECT-GENERATED LDT2 VEHICLE TRAFFIC ANNUAL FUEL CONSUMPTION

Annual VMT	Average Vehicle Fuel Economy (mpg)	Estimated Annual Fuel Consumption (gallons)
1,346,272	25.68	52,425

MEDIUM-DUTY TRUCKS

With respect to estimated VMT, and based on the trip frequency and trip length methodologies cited in the Project's AQIA, the Project would generate an estimated 790,244 annual VMT along area roadways for all Medium-Duty Trucks (MDV) vehicles with full build-out of the Project (23). Table 4-12 provides an estimated range of annual fuel consumption resulting from Project generated MDVs. Based on Table 4-12, it is estimated that 38,389 gallons of fuel will be consumed from Project generated MDV trips.

TABLE 4-12: PROJECT-GENERATED MDV VEHICLE TRAFFIC ANNUAL FUEL CONSUMPTION

Annual VMT	Average Vehicle Fuel Economy (mpg)	Estimated Annual Fuel Consumption (gallons)
790,244	20.59	38,389

LIGHT-HEAVY DUTY TRUCKS

With respect to estimated VMT, and based on the trip frequency and trip length methodologies cited in the Project's AQIA, the Project would generate an estimated 1,597,646 annual VMT along area roadways for all Light-Heavy-Duty Trucks (LHDT1)[8] vehicles with full build-out of the Project (23). Table 4-13 provides an estimated range of annual fuel consumption resulting from Project generated LHDT1s. Based on Table 4-13, it is estimated that 111,943 gallons of fuel will be consumed from Project generated LHDT1 trips.

TABLE 4-13: PROJECT-GENERATED LHDT1 TRAFFIC ANNUAL FUEL CONSUMPTION

Annual VMT	Average Vehicle Fuel Economy (mpg)	Estimated Annual Fuel Consumption (gallons)
1,597,646	14.27	111,943

MEDIUM-HEAVY DUTY TRUCKS

With respect to estimated VMT, and based on the trip frequency and trip length methodologies cited in the Project's AQIA, the Project would generate an estimated 2,140,563 annual VMT along area roadways for all MHDTs with full build-out of the Project (23). Table 4-14 provides an estimated range of annual fuel consumption resulting from Project generated MHDTs. Based on

[8] Vehicles under the LHDT1 category have a GVWR of 8,501 to 10,000 lbs.

Table 4-14, it is estimated that 213,896 gallons of fuel will be consumed from Project generated MHDT trips.

TABLE 4-14: PROJECT-GENERATED MHDT TRAFFIC ANNUAL FUEL CONSUMPTION

Annual VMT	Average Vehicle Fuel Economy (mpg)	Estimated Annual Fuel Consumption (gallons)
2,140,563	10.01	213,896

HEAVY-HEAVY DUTY TRUCKS

With respect to estimated VMT, and based on the trip frequency and trip length methodologies cited in the Project's AQIA, the Project would generate an estimated 5,687,431 annual VMT along area roadways for all HHDTs with full build-out of the Project (23). Table 4-15 provides an estimated range of annual fuel consumption resulting from Project generated HHDTs. Based on Table 4-15, it is estimated that 801,104 gallons of fuel will be consumed from Project generated HHDT trips.

TABLE 4-15: PROJECT-GENERATED HHDT TRAFFIC ANNUAL FUEL CONSUMPTION

Annual VMT	Average Vehicle Fuel Economy (mpg)	Estimated Annual Fuel Consumption (gallons)
5,687,431	7.10	801,104

As summarized on Table 4-16 the Project will result in 15,772,984 annual VMT and an estimated annual fuel consumption of 1,348,732 gallons of fuel.

TABLE 4-16: TOTAL PROJECT-GENERATED TRAFFIC ANNUAL FUEL CONSUMPTION (ALL VEHICLES)

Vehicle Type	Annual VMT	Estimated Annual Fuel Consumption (gallons)
LDA	3,954,395	121,548
LDT1	256,433	9,428
LDT2	1,346,272	52,425
MDV	790,244	38,389
LHDT	1,597,646	111,943
MHDT	2,140,563	213,896
HHDT	5,687,431	801,104
TOTAL (ALL VEHICLES)	***15,772,984***	***1,348,732***

4.4.2 FACILITY ENERGY DEMANDS

Energy use in buildings is divided into energy consumed by the built environment and energy consumed by uses that are independent of the construction of the building such as in plug-in appliances. In California, the California Building Standards Code Title 24 governs energy consumed by the built environment, mechanical systems, and some types of fixed lighting (29).

Non-building energy use, or "plug-in" energy use can be further subdivided by specific end-use (refrigeration, cooking, appliances, etc.).

Project building operations and Project site maintenance activities would result in the consumption of natural gas and electricity. Natural gas would be supplied to the Project by SoCalGas; electricity would be supplied to the Project by MVU. Annual natural gas and electricity demands of the Project are summarized in Table 4-17.

Energy use in buildings is divided into energy consumed by the built environment and energy consumed by uses that are independent of the construction of the building such as in plug-in appliances. In California, the California Building Standards Code Title 24 governs energy consumed by the built environment, mechanical systems, and some types of fixed lighting (29). Non-building energy use, or "plug-in" energy use can be further subdivided by specific end-use (refrigeration, cooking, appliances, etc.).

TABLE 4-17: PROJECT ANNUAL OPERATIONAL ENERGY DEMAND SUMMARY

Natural Gas Demand	kBTU/year
Warehouse	1,905,300
Other Asphalt Surfaces	0
Parking Lot	0
TOTAL PROJECT NATURAL GAS DEMAND	***1,905,300***
Electricity Demand	**kWh/year**
Warehouse	2,531,520
Other Asphalt Surfaces	0
Parking Lot	89,180
TOTAL PROJECT ELECTRICITY DEMAND	***2,620,700***

kBTU – kilo-British Thermal Units

4.4.3 Operational Energy Efficiency/Conservation Measures

Energy efficiency/energy conservation attributes of the Project would be complemented by increasingly stringent state and federal regulatory actions addressing vehicle fuel economies and vehicle emissions standards; and enhanced building/utilities energy efficiencies mandated under California building codes (e.g., Title24, California Green Building Standards Code).

It should also be noted that the Project would not result in a substantial increase in demand or transmission service, resulting in the need for new or expanded sources of energy supply or new or expanded energy delivery systems or infrastructure because it would be served by the existing electric utility lines in the Project vicinity.

ENHANCED VEHICLE FUEL EFFICIENCIES

Project annual fuel consumption estimates presented previously in Tables 4-16 represent likely potential maximums that would occur for the Project. Under subsequent future conditions, average fuel economies of vehicles accessing the Project site can be expected to improve as older, less fuel-efficient vehicles are removed from circulation, and in response to fuel economy and emissions standards imposed on newer vehicles entering the circulation system.

4.5 SUMMARY

4.5.1 CONSTRUCTION ENERGY DEMANDS

The estimated power cost of on-site electricity usage during the construction of the Project is assumed to be around $130,344.86. Additionally, based on the assumed power cost, it is estimated that the total electricity usage during construction, after full Project build-, is calculated to be around 768,113 kWh.

Construction equipment used by the Project would result in single event consumption of approximately 100,368 gallons of diesel fuel. Construction equipment use of fuel would not be atypical for the type of construction proposed because there are no aspects of the Project's proposed construction process that are unusual or energy-intensive, and Project construction equipment would conform to the applicable CARB emissions standards, acting to promote equipment fuel efficiencies.

CCR Title 13, Title 13, Motor Vehicles, section 2449(d)(3) Idling, limits idling times of construction vehicles to no more than 5 minutes, thereby precluding unnecessary and wasteful consumption of fuel due to unproductive idling of construction equipment. BACMs inform construction equipment operators of this requirement. Enforcement of idling limitations is realized through periodic site inspections conducted by City building officials, and/or in response to citizen complaints.

Construction worker trips for full construction of the Project would result in the estimated fuel consumption of 209,081 gallons of fuel. Additionally, fuel consumption from construction vendor trips (MHDTs and HHDTs) will total approximately 140,180 gallons. Diesel fuel would be supplied by City and regional commercial vendors. Indirectly, construction energy efficiencies and energy conservation would be achieved using bulk purchases, transport and use of construction materials. The 2019 IEPR released by the CEC has shown that fuel efficiencies are getting better within on and off-road vehicle engines due to more stringent government requirements (19). As supported by the preceding discussions, Project construction energy consumption would not be considered inefficient, wasteful, or otherwise unnecessary.

4.5.2 OPERATIONAL ENERGY DEMANDS

TRANSPORTATION ENERGY DEMANDS

Annual vehicular trips and related VMT generated by the operational of the Project would result in an estimated 121,548 gallons of fuel consumption per year for LDAs, 9,428 gallons of fuel of LDT1s, 52,425 gallons of fuel for LDT2s, 38,389 gallons for fuel for MDVs, 111,943 gallons of fuel

for LHDT1s, 213,896 gallons of fuel for MHDTs, and 801,104 gallons for fuel for HHDTs. The total estimated annual fuel consumption from Project generated VMT would result in a fuel demand 1,348,732 gallons of fuel.

Fuel would be provided by current and future commercial vendors. Trip generation and VMT generated by the Project are consistent with other industrial uses of similar scale and configuration, as reflected respectively in the Institute of Transportation Engineers (ITE) Trip Generation Manual (10th Ed., 2017); and CalEEMod. That is, the Project does not propose uses or operations that would inherently result in excessive and wasteful vehicle trips and VMT, nor associated excess and wasteful vehicle energy consumption.

Enhanced fuel economies realized pursuant to federal and state regulatory actions, and related transition of vehicles to alternative energy sources (e.g., electricity, natural gas, biofuels, hydrogen cells) would likely decrease future gasoline fuel demands per VMT. Location of the Project proximate to regional and local roadway systems tends to reduce VMT within the region, acting to reduce regional vehicle energy demands. The Project would implement sidewalks, facilitating and encouraging pedestrian access. Facilitating pedestrian and bicycle access would reduce VMT and associated energy consumption. In compliance with the California Green Building Standards Code, the Project would promote the use of bicycles as an alternative mean of transportation by providing short-term and/or long-term bicycle parking accommodations. As supported by the preceding discussions, Project transportation energy consumption would not be considered inefficient, wasteful, or otherwise unnecessary.

FACILITY ENERGY DEMANDS

Project facility operational energy demands are estimated at: 1,905,300 kBTU/year of natural gas; and 2,620,700 kWh/year of electricity. Natural gas would be supplied to the Project by SoCalGas; electricity would be supplied by MVU. The Project proposes conventional industrial uses reflecting contemporary energy efficient/energy conserving designs and operational programs. Uses proposed by the Project are not inherently energy intensive, and the Project energy demands in total would be comparable to, or less than, other projects of similar scale and configuration.

Additionally, the Project is will be required to comply with the applicable Title 24 standards which will further ensure that the Project energy demands would not be inefficient, wasteful, or otherwise unnecessary.

This page intentionally left blank

5 CONCLUSIONS

5.1 ENERGY IMPACT 1

Result in potentially significant environmental impact due to wasteful, inefficient, or unnecessary consumption of energy resources, during project construction or operation.

As supported by the preceding analyses, Project construction and operations would not result in the inefficient, wasteful or unnecessary consumption of energy. Further, the energy demands of the Project can be accommodated within the context of available resources and energy delivery systems. The Project would therefore not cause or result in the need for additional energy producing or transmission facilities. The Project would not engage in wasteful or inefficient uses of energy and aims to achieve energy conservations goals within the State of California.

5.2 ENERGY IMPACT 2

Conflict with or obstruct a state or local plan for renewable energy or energy efficiency.

The proposed Project is subject to California Building Code requirements. New buildings must achieve compliance with 2019 Building and Energy Efficiency Standards and the 2019 California Green Building Standards requirements.

The Project would provide for, and promote, energy efficiencies equal to or beyond those required under other applicable federal and State of California standards and regulations, and in so doing would meet or exceed all California Building Standards Code Title 24 standards. Moreover, energy consumed by the Project's operation is calculated to be comparable to, or less than, energy consumed by other residential and commercial uses of similar scale and intensity that are constructed and operating in California. On this basis, the Project would not result in the inefficient, wasteful, or unnecessary consumption of energy. Further, the Project would not cause or result in the need for additional energy producing facilities or energy delivery systems.

This page intentionally left blank

6 REFERENCES

1. **Association of Environmental Professionals.** *2018 CEQA California Environmental Quality Act.* 2018.
2. **Administration, U.S. Energy Information.** California State Profile and Energy Estimates. [Online] https://www.eia.gov/state/data.php?sid=CA#ConsumptionExpenditures.
3. **California Energy Commission.** *Transportation Energy Demand Forecast 2018-2030.* 2018.
4. **Alternate Fuels Data Center. *U.S. Department of Energy.* [Online] https://afdc.energy.gov/states/ca.**
5. **U.S. Energy Information Administration. California Energy Consumption by End-Use Sector. *California State Profile and Energy Estimates.* [Online] https://www.eia.gov/state/?sid=CA#tabs-2.**
6. **California Energy Commission. Total System Electric Generation. *CA.gov.* [Online] https://www.energy.ca.gov/almanac/electricity_data/total_system_power.html.**
7. **Jet fuel consumption, price, and expenditure estimates, 2017. *U.S. Energy Information Administration.* [Online] https://www.eia.gov/state/seds/data.php?incfile=/state/seds/sep_fuel/html/fuel_jf.html.**
8. **State Profile Data: California. *U.S. Energy and Information Administration.* [Online] https://www.eia.gov/state/data.php?sid=CA.**
9. **U.S. Energy Information Administration. State Profile and Energy Estimates. *Independent Statistics and Analysis.* [Online] http://www.eia.gov/state/?sid=CA#tabs2..**
10. **California Energy Commission. 2013 Integrated Energy Policy Report. [Online] 2013. http://www.energy.ca.gov/2013publications/CEC-100-2013-001/CEC-100-2013-001-CMF.pdf.**
11. **—. *2014 IEPR Update.* 2014.**
12. **Moreno Valley Electric Utility. Power Content. *City of Moreno Valley Financial & Management Services.* [Online] http://www.moval.org/mvu/power-content.html.**
13. **California ISO. Understanding the ISO. [Online] http://www.caiso.com/about/Pages/OurBusiness/UnderstandingtheISO/default.aspx.**
14. **Moreno Valley Electric Utility. 2018 Power Content Label. *City of Moreno Valley Financial & Management Services.* [Online] http://www.moval.org/mvu/power-content.html.**
15. **California Public Utilities Commission. Natural Gas and California. [Online] http://www.cpuc.ca.gov/general.aspx?id=4802.**
16. **Department of Motor Vehicles. *State of California Department of Motor Vehicles Statistics For Publication January Through December 2017.* 2018.**
17. **U.S. Energy Information Administration. Use of Energy in the United States Explained Energy Use for Transportation. [Online] https://www.eia.gov/energyexplained/?page=us_energy_transportation.**
18. **—. Natural Gas Consumption by End Use. [Online] https://www.eia.gov/dnav/ng/ng_cons_sum_dcu_SCA_a.htm.**
19. **California Energy Commission Staff. 2019 Integrated Energy Policy Report Update. [Online] 2019. [Cited: March 26, 2020.] https://ww2.energy.ca.gov/2019_energypolicy/.**

20. The California Energy Commission. 2019 Building Energy Efficiency Standards . *California Energy Commission.* [Online] 2018. https://www.energy.ca.gov/title24/2019standards/documents/2018_Title_24_2019_Building_Standards_FAQ.pdf.

21. California Energy Commission. Renewables Portfolio Standard (RPS). [Online] 2002. http://www.energy.ca.gov/portfolio/.

22. State of California. *California Environmental Quality Act Guideline, California Public Resources Code, Title 14, Division 6, Chapter 3,.*

23. Urban Crossroads, Inc. *Moreno Valley Trade Center Warehouse Air Quality Impact Analysis.* 2020.

24. California Air Pollution Control Officers Association (CAPCOA). California Emissions Estimator Model (CalEEMod). [Online] September 2016. www.caleemod.com.

25. California Department of Transportation. EMFAC Software. [Online] http://www.dot.ca.gov/hq/env/air/pages/emfac.htm.

26. Pray, Richard. *2017 National Construction Estimator.* Carlsbad : Craftsman Book Company, 2017.

27. Moreno Valley Utilities. Moreno Valley Utility Electric Rates. [Online] http://www.moval.org/mvu/pdfs/MVU_Rates.pdf.

28. California Air Resources Board. *Methods to Find the Cost-Effectiveness of Funding Air Quality Projects For Evaluating Motor Vehicle Registration Fee Projects And Congestion Mitigation and Air Quality Improvement (CMAQ) Projects, Emission Factor Tables.* 2018.

29. State of California. Title 24, Part 6, of the California Code of Regulations. *California's Energy Efficiency Standards for Residential and Nonresidential Buildings.* [Online] http://www.energy.ca.gov/title24/.

This page intentionally left blank

7 CERTIFICATIONS

The contents of this energy analysis report represent an accurate depiction of the environmental impacts associated with the proposed Moreno Valley Trade Center Warehouse. The information contained in this energy analysis report is based on the best available data at the time of preparation. If you have any questions, please contact me directly at hqureshi@urbanxroads.com.

Haseeb Qureshi
Associate Principal
URBAN CROSSROADS, INC.
hqureshi@urbanxroads.com

EDUCATION

Master of Science in Environmental Studies
California State University, Fullerton • May 2010

Bachelor of Arts in Environmental Analysis and Design
University of California, Irvine • June 2006

PROFESSIONAL AFFILIATIONS

AEP – Association of Environmental Planners
AWMA – Air and Waste Management Association
ASTM – American Society for Testing and Materials

PROFESSIONAL CERTIFICATIONS

Planned Communities and Urban Infill – Urban Land Institute • June 2011
Indoor Air Quality and Industrial Hygiene – EMSL Analytical • April 2008
Principles of Ambient Air Monitoring – California Air Resources Board • August 2007
AB2588 Regulatory Standards – Trinity Consultants • November 2006
Air Dispersion Modeling – Lakes Environmental • June 2006

This page intentionally left blank

APPENDIX 4.1:

CALEEMOD PROJECT ANNUAL CONSTRUCTION EMISSIONS MODEL OUTPUTS

Moreno Valley Trade Center - Warehouse (Construction - Unmitigated)

Riverside-South Coast County, Annual

1.0 Project Characteristics

1.1 Land Usage

Land Uses	Size	Metric	Lot Acreage	Floor Surface Area	Population
Unrefrigerated Warehouse-No Rail	1,332.38	1000sqft	30.59	1,332,380.00	0
Other Asphalt Surfaces	1,534.11	1000sqft	35.22	1,534,105.00	0
Parking Lot	637.00	Space	5.84	254,800.00	0

1.2 Other Project Characteristics

Urbanization	Urban	**Wind Speed (m/s)**	2.4	**Precipitation Freq (Days)**	28
Climate Zone	10			**Operational Year**	2022
Utility Company	Southern California Edison				
CO2 Intensity (lb/MWhr)	702.44	**CH4 Intensity (lb/MWhr)**	0.029	**N2O Intensity (lb/MWhr)**	0.006

1.3 User Entered Comments & Non-Default Data

Project Characteristics -

Land Use - Total Project Area is 71.65 acres.

Construction Phase - Construction Schedule adjusted to meet the 2022 Opening Year.

Off-road Equipment - Hours are based on an 8-hour workday.

Off-road Equipment - Crawler Tractors used in lieu of Tractors/Loaders/Backhoes.

Off-road Equipment - Crawler Tractors used in lieu of Tractors/Loaders/Backhoes.

Off-road Equipment -

Off-road Equipment - Construction equipment based on information provided by the Project Applicant.

Off-road Equipment - Crawler Tractors used in lieu of Tractors/Loaders/Backhoes.

Demolition -

Grading - It is assumed that a maximum of 10 acres will be graded per day.

Architectural Coating - Rule 1113

Vehicle Trips - Construction Run Only.

Energy Use - Construction Run Only.

Water And Wastewater - Construction Run Only.

Solid Waste - Construction Run Only.

Construction Off-road Equipment Mitigation - Rule 403

Vehicle Emission Factors - EMFAC2017

Vehicle Emission Factors - EMFAC2017

Vehicle Emission Factors - EMFAC2017

Table Name	Column Name	Default Value	New Value
tblArchitecturalCoating	EF_Nonresidential_Exterior	100.00	50.00
tblArchitecturalCoating	EF_Nonresidential_Interior	100.00	50.00
tblConstructionPhase	NumDays	75.00	120.00
tblConstructionPhase	NumDays	1,110.00	325.00
tblConstructionPhase	NumDays	70.00	30.00

tblConstructionPhase	NumDays	110.00	30.00
tblConstructionPhase	NumDays	75.00	50.00
tblConstructionPhase	NumDays	40.00	25.00
tblConstructionPhase	NumDays	40.00	25.00
tblEnergyUse	LightingElect	0.35	0.00
tblEnergyUse	LightingElect	1.17	0.00
tblEnergyUse	NT24E	0.82	0.00
tblEnergyUse	NT24NG	0.03	0.00
tblEnergyUse	T24E	0.37	0.00
tblEnergyUse	T24NG	2.00	0.00
tblGrading	AcresOfGrading	105.00	300.00
tblGrading	AcresOfGrading	50.00	250.00
tblGrading	AcresOfGrading	0.00	250.00
tblGrading	MaterialExported	0.00	184.00
tblLandUse	LandUseSquareFeet	1,534,110.00	1,534,105.00
tblLandUse	LotAcreage	5.73	5.84
tblOffRoadEquipment	OffRoadEquipmentUnitAmount	4.00	0.00
tblOffRoadEquipment	OffRoadEquipmentUnitAmount	3.00	0.00
tblOffRoadEquipment	OffRoadEquipmentUnitAmount	4.00	0.00
tblOffRoadEquipment	OffRoadEquipmentUnitAmount	2.00	0.00
tblOffRoadEquipment	OffRoadEquipmentUnitAmount	3.00	0.00
tblOffRoadEquipment	UsageHours	6.00	8.00
tblOffRoadEquipment	UsageHours	7.00	8.00
tblOffRoadEquipment	UsageHours	7.00	8.00
tblSolidWaste	SolidWasteGenerationRate	1,252.44	0.00
tblVehicleEF	HHD	1.36	0.03
tblVehicleEF	HHD	0.03	0.02

tblVehicleEF	HHD	0.09	0.00
tblVehicleEF	HHD	3.11	7.94
tblVehicleEF	HHD	0.45	0.25
tblVehicleEF	HHD	1.41	2.7310e-003
tblVehicleEF	HHD	6,423.61	1,427.19
tblVehicleEF	HHD	1,444.51	1,313.58
tblVehicleEF	HHD	4.59	0.02
tblVehicleEF	HHD	24.87	7.34
tblVehicleEF	HHD	2.31	2.57
tblVehicleEF	HHD	0.01	3.4450e-003
tblVehicleEF	HHD	0.06	0.06
tblVehicleEF	HHD	0.04	0.04
tblVehicleEF	HHD	0.01	0.03
tblVehicleEF	HHD	3.7000e-005	0.00
tblVehicleEF	HHD	0.01	3.2960e-003
tblVehicleEF	HHD	0.03	0.03
tblVehicleEF	HHD	8.8650e-003	8.8960e-003
tblVehicleEF	HHD	0.01	0.03
tblVehicleEF	HHD	3.4000e-005	0.00
tblVehicleEF	HHD	7.3000e-005	2.0000e-006
tblVehicleEF	HHD	2.3460e-003	6.0000e-005
tblVehicleEF	HHD	0.80	0.57
tblVehicleEF	HHD	4.3000e-005	1.0000e-006
tblVehicleEF	HHD	0.06	0.04
tblVehicleEF	HHD	1.5800e-004	2.7500e-004
tblVehicleEF	HHD	0.04	1.0000e-006
tblVehicleEF	HHD	0.06	0.01

tblVehicleEF	HHD	0.01	0.01
tblVehicleEF	HHD	6.9000e-005	0.00
tblVehicleEF	HHD	7.3000e-005	2.0000e-006
tblVehicleEF	HHD	2.3460e-003	6.0000e-005
tblVehicleEF	HHD	0.92	0.65
tblVehicleEF	HHD	4.3000e-005	1.0000e-006
tblVehicleEF	HHD	0.10	0.06
tblVehicleEF	HHD	1.5800e-004	2.7500e-004
tblVehicleEF	HHD	0.04	1.0000e-006
tblVehicleEF	HHD	1.28	0.03
tblVehicleEF	HHD	0.03	0.02
tblVehicleEF	HHD	0.09	0.00
tblVehicleEF	HHD	2.26	7.79
tblVehicleEF	HHD	0.45	0.25
tblVehicleEF	HHD	1.34	2.5850e-003
tblVehicleEF	HHD	6,805.04	1,418.27
tblVehicleEF	HHD	1,444.51	1,313.58
tblVehicleEF	HHD	4.59	0.02
tblVehicleEF	HHD	25.67	7.07
tblVehicleEF	HHD	2.18	2.42
tblVehicleEF	HHD	9.3550e-003	3.0680e-003
tblVehicleEF	HHD	0.06	0.06
tblVehicleEF	HHD	0.04	0.04
tblVehicleEF	HHD	0.01	0.03
tblVehicleEF	HHD	3.7000e-005	0.00
tblVehicleEF	HHD	8.9510e-003	2.9360e-003
tblVehicleEF	HHD	0.03	0.03

tblVehicleEF	HHD	8.8650e-003	8.8960e-003
tblVehicleEF	HHD	0.01	0.03
tblVehicleEF	HHD	3.4000e-005	0.00
tblVehicleEF	HHD	1.3900e-004	3.0000e-006
tblVehicleEF	HHD	2.6650e-003	6.7000e-005
tblVehicleEF	HHD	0.75	0.60
tblVehicleEF	HHD	8.2000e-005	2.0000e-006
tblVehicleEF	HHD	0.06	0.04
tblVehicleEF	HHD	1.6100e-004	2.7900e-004
tblVehicleEF	HHD	0.04	1.0000e-006
tblVehicleEF	HHD	0.06	0.01
tblVehicleEF	HHD	0.01	0.01
tblVehicleEF	HHD	6.8000e-005	0.00
tblVehicleEF	HHD	1.3900e-004	3.0000e-006
tblVehicleEF	HHD	2.6650e-003	6.7000e-005
tblVehicleEF	HHD	0.87	0.68
tblVehicleEF	HHD	8.2000e-005	2.0000e-006
tblVehicleEF	HHD	0.10	0.06
tblVehicleEF	HHD	1.6100e-004	2.7900e-004
tblVehicleEF	HHD	0.04	1.0000e-006
tblVehicleEF	HHD	1.46	0.02
tblVehicleEF	HHD	0.03	1.9060e-003
tblVehicleEF	HHD	0.09	0.00
tblVehicleEF	HHD	4.28	8.13
tblVehicleEF	HHD	0.44	0.21
tblVehicleEF	HHD	1.42	2.7200e-003
tblVehicleEF	HHD	5,896.87	1,435.73

tblVehicleEF	HHD	1,444.51	1,302.97
tblVehicleEF	HHD	4.59	0.02
tblVehicleEF	HHD	23.77	7.68
tblVehicleEF	HHD	2.30	2.54
tblVehicleEF	HHD	0.01	3.9220e-003
tblVehicleEF	HHD	0.06	0.06
tblVehicleEF	HHD	0.04	0.04
tblVehicleEF	HHD	0.01	0.03
tblVehicleEF	HHD	3.7000e-005	0.00
tblVehicleEF	HHD	0.01	3.7530e-003
tblVehicleEF	HHD	0.03	0.03
tblVehicleEF	HHD	8.8650e-003	8.8670e-003
tblVehicleEF	HHD	0.01	0.03
tblVehicleEF	HHD	3.4000e-005	0.00
tblVehicleEF	HHD	5.5000e-005	2.0000e-006
tblVehicleEF	HHD	2.4470e-003	6.7000e-005
tblVehicleEF	HHD	0.86	0.53
tblVehicleEF	HHD	3.6000e-005	1.0000e-006
tblVehicleEF	HHD	0.06	0.04
tblVehicleEF	HHD	1.6900e-004	2.9200e-004
tblVehicleEF	HHD	0.04	1.0000e-006
tblVehicleEF	HHD	0.06	0.01
tblVehicleEF	HHD	0.01	0.01
tblVehicleEF	HHD	6.9000e-005	0.00
tblVehicleEF	HHD	5.5000e-005	2.0000e-006
tblVehicleEF	HHD	2.4470e-003	6.7000e-005
tblVehicleEF	HHD	0.99	0.60

tblVehicleEF	HHD	3.6000e-005	1.0000e-006
tblVehicleEF	HHD	0.10	0.05
tblVehicleEF	HHD	1.6900e-004	2.9200e-004
tblVehicleEF	HHD	0.04	1.0000e-006
tblVehicleEF	LDA	3.6620e-003	2.1670e-003
tblVehicleEF	LDA	4.7760e-003	0.05
tblVehicleEF	LDA	0.54	0.61
tblVehicleEF	LDA	1.05	2.07
tblVehicleEF	LDA	245.52	258.05
tblVehicleEF	LDA	56.65	53.14
tblVehicleEF	LDA	0.05	0.04
tblVehicleEF	LDA	1.5830e-003	1.3740e-003
tblVehicleEF	LDA	2.2500e-003	1.8360e-003
tblVehicleEF	LDA	1.4580e-003	1.2660e-003
tblVehicleEF	LDA	2.0690e-003	1.6880e-003
tblVehicleEF	LDA	0.05	0.07
tblVehicleEF	LDA	0.10	0.10
tblVehicleEF	LDA	0.04	0.05
tblVehicleEF	LDA	9.2080e-003	8.1890e-003
tblVehicleEF	LDA	0.04	0.20
tblVehicleEF	LDA	0.06	0.21
tblVehicleEF	LDA	2.4580e-003	2.5530e-003
tblVehicleEF	LDA	5.8400e-004	5.2600e-004
tblVehicleEF	LDA	0.05	0.07
tblVehicleEF	LDA	0.10	0.10
tblVehicleEF	LDA	0.04	0.05
tblVehicleEF	LDA	0.01	0.01

tblVehicleEF	LDA	0.04	0.20
tblVehicleEF	LDA	0.07	0.23
tblVehicleEF	LDA	4.1530e-003	2.4690e-003
tblVehicleEF	LDA	4.1450e-003	0.04
tblVehicleEF	LDA	0.66	0.75
tblVehicleEF	LDA	0.93	1.82
tblVehicleEF	LDA	267.36	280.58
tblVehicleEF	LDA	56.65	52.67
tblVehicleEF	LDA	0.04	0.03
tblVehicleEF	LDA	1.5830e-003	1.3740e-003
tblVehicleEF	LDA	2.2500e-003	1.8360e-003
tblVehicleEF	LDA	1.4580e-003	1.2660e-003
tblVehicleEF	LDA	2.0690e-003	1.6880e-003
tblVehicleEF	LDA	0.09	0.13
tblVehicleEF	LDA	0.11	0.11
tblVehicleEF	LDA	0.07	0.09
tblVehicleEF	LDA	0.01	9.2540e-003
tblVehicleEF	LDA	0.04	0.20
tblVehicleEF	LDA	0.06	0.18
tblVehicleEF	LDA	2.6780e-003	2.7760e-003
tblVehicleEF	LDA	5.8200e-004	5.2100e-004
tblVehicleEF	LDA	0.09	0.13
tblVehicleEF	LDA	0.11	0.11
tblVehicleEF	LDA	0.07	0.09
tblVehicleEF	LDA	0.02	0.01
tblVehicleEF	LDA	0.04	0.20
tblVehicleEF	LDA	0.06	0.20

tblVehicleEF	LDA	3.5320e-003	2.0910e-003
tblVehicleEF	LDA	4.9050e-003	0.05
tblVehicleEF	LDA	0.51	0.57
tblVehicleEF	LDA	1.08	2.11
tblVehicleEF	LDA	239.46	251.86
tblVehicleEF	LDA	56.65	53.22
tblVehicleEF	LDA	0.04	0.03
tblVehicleEF	LDA	1.5830e-003	1.3740e-003
tblVehicleEF	LDA	2.2500e-003	1.8360e-003
tblVehicleEF	LDA	1.4580e-003	1.2660e-003
tblVehicleEF	LDA	2.0690e-003	1.6880e-003
tblVehicleEF	LDA	0.04	0.05
tblVehicleEF	LDA	0.10	0.10
tblVehicleEF	LDA	0.03	0.04
tblVehicleEF	LDA	8.8850e-003	7.9080e-003
tblVehicleEF	LDA	0.04	0.23
tblVehicleEF	LDA	0.07	0.21
tblVehicleEF	LDA	2.3970e-003	2.4920e-003
tblVehicleEF	LDA	5.8500e-004	5.2700e-004
tblVehicleEF	LDA	0.04	0.05
tblVehicleEF	LDA	0.10	0.10
tblVehicleEF	LDA	0.03	0.04
tblVehicleEF	LDA	0.01	0.01
tblVehicleEF	LDA	0.04	0.23
tblVehicleEF	LDA	0.07	0.23
tblVehicleEF	LDT1	0.01	6.9370e-003
tblVehicleEF	LDT1	0.02	0.08

tblVehicleEF	LDT1	1.32	1.43
tblVehicleEF	LDT1	3.05	2.34
tblVehicleEF	LDT1	305.87	308.06
tblVehicleEF	LDT1	70.39	64.70
tblVehicleEF	LDT1	0.13	0.12
tblVehicleEF	LDT1	2.3960e-003	2.0960e-003
tblVehicleEF	LDT1	3.5150e-003	2.7320e-003
tblVehicleEF	LDT1	2.2060e-003	1.9290e-003
tblVehicleEF	LDT1	3.2320e-003	2.5120e-003
tblVehicleEF	LDT1	0.20	0.21
tblVehicleEF	LDT1	0.32	0.25
tblVehicleEF	LDT1	0.13	0.14
tblVehicleEF	LDT1	0.03	0.03
tblVehicleEF	LDT1	0.19	0.80
tblVehicleEF	LDT1	0.21	0.39
tblVehicleEF	LDT1	3.0750e-003	3.0480e-003
tblVehicleEF	LDT1	7.5800e-004	6.4000e-004
tblVehicleEF	LDT1	0.20	0.21
tblVehicleEF	LDT1	0.32	0.25
tblVehicleEF	LDT1	0.13	0.14
tblVehicleEF	LDT1	0.04	0.04
tblVehicleEF	LDT1	0.19	0.80
tblVehicleEF	LDT1	0.23	0.43
tblVehicleEF	LDT1	0.01	7.8400e-003
tblVehicleEF	LDT1	0.01	0.07
tblVehicleEF	LDT1	1.59	1.74
tblVehicleEF	LDT1	2.68	2.07

tblVehicleEF	LDT1	332.27	332.04
tblVehicleEF	LDT1	70.39	64.11
tblVehicleEF	LDT1	0.12	0.12
tblVehicleEF	LDT1	2.3960e-003	2.0960e-003
tblVehicleEF	LDT1	3.5150e-003	2.7320e-003
tblVehicleEF	LDT1	2.2060e-003	1.9290e-003
tblVehicleEF	LDT1	3.2320e-003	2.5120e-003
tblVehicleEF	LDT1	0.38	0.40
tblVehicleEF	LDT1	0.40	0.31
tblVehicleEF	LDT1	0.25	0.27
tblVehicleEF	LDT1	0.03	0.03
tblVehicleEF	LDT1	0.19	0.80
tblVehicleEF	LDT1	0.18	0.34
tblVehicleEF	LDT1	3.3430e-003	3.2860e-003
tblVehicleEF	LDT1	7.5100e-004	6.3400e-004
tblVehicleEF	LDT1	0.38	0.40
tblVehicleEF	LDT1	0.40	0.31
tblVehicleEF	LDT1	0.25	0.27
tblVehicleEF	LDT1	0.04	0.05
tblVehicleEF	LDT1	0.19	0.80
tblVehicleEF	LDT1	0.20	0.38
tblVehicleEF	LDT1	0.01	6.6720e-003
tblVehicleEF	LDT1	0.02	0.08
tblVehicleEF	LDT1	1.24	1.34
tblVehicleEF	LDT1	3.11	2.39
tblVehicleEF	LDT1	298.00	300.78
tblVehicleEF	LDT1	70.39	64.83

tblVehicleEF	LDT1	0.12	0.12
tblVehicleEF	LDT1	2.3960e-003	2.0960e-003
tblVehicleEF	LDT1	3.5150e-003	2.7320e-003
tblVehicleEF	LDT1	2.2060e-003	1.9290e-003
tblVehicleEF	LDT1	3.2320e-003	2.5120e-003
tblVehicleEF	LDT1	0.17	0.17
tblVehicleEF	LDT1	0.36	0.28
tblVehicleEF	LDT1	0.11	0.12
tblVehicleEF	LDT1	0.03	0.03
tblVehicleEF	LDT1	0.22	0.93
tblVehicleEF	LDT1	0.22	0.41
tblVehicleEF	LDT1	2.9950e-003	2.9760e-003
tblVehicleEF	LDT1	7.5900e-004	6.4200e-004
tblVehicleEF	LDT1	0.17	0.17
tblVehicleEF	LDT1	0.36	0.28
tblVehicleEF	LDT1	0.11	0.12
tblVehicleEF	LDT1	0.04	0.04
tblVehicleEF	LDT1	0.22	0.93
tblVehicleEF	LDT1	0.24	0.44
tblVehicleEF	LDT2	5.1640e-003	3.7850e-003
tblVehicleEF	LDT2	6.4600e-003	0.07
tblVehicleEF	LDT2	0.71	0.90
tblVehicleEF	LDT2	1.39	2.64
tblVehicleEF	LDT2	342.68	326.57
tblVehicleEF	LDT2	78.65	68.91
tblVehicleEF	LDT2	0.07	0.08
tblVehicleEF	LDT2	1.6000e-003	1.4270e-003

tblVehicleEF	LDT2	2.3460e-003	1.8750e-003
tblVehicleEF	LDT2	1.4710e-003	1.3130e-003
tblVehicleEF	LDT2	2.1570e-003	1.7240e-003
tblVehicleEF	LDT2	0.07	0.11
tblVehicleEF	LDT2	0.11	0.13
tblVehicleEF	LDT2	0.05	0.09
tblVehicleEF	LDT2	0.01	0.02
tblVehicleEF	LDT2	0.06	0.43
tblVehicleEF	LDT2	0.09	0.31
tblVehicleEF	LDT2	3.4320e-003	3.2310e-003
tblVehicleEF	LDT2	8.1000e-004	6.8200e-004
tblVehicleEF	LDT2	0.07	0.11
tblVehicleEF	LDT2	0.11	0.13
tblVehicleEF	LDT2	0.05	0.09
tblVehicleEF	LDT2	0.02	0.02
tblVehicleEF	LDT2	0.06	0.43
tblVehicleEF	LDT2	0.10	0.33
tblVehicleEF	LDT2	5.8560e-003	4.3030e-003
tblVehicleEF	LDT2	5.6090e-003	0.06
tblVehicleEF	LDT2	0.87	1.10
tblVehicleEF	LDT2	1.23	2.34
tblVehicleEF	LDT2	372.88	349.63
tblVehicleEF	LDT2	78.65	68.30
tblVehicleEF	LDT2	0.07	0.07
tblVehicleEF	LDT2	1.6000e-003	1.4270e-003
tblVehicleEF	LDT2	2.3460e-003	1.8750e-003
tblVehicleEF	LDT2	1.4710e-003	1.3130e-003

tblVehicleEF	LDT2	2.1570e-003	1.7240e-003
tblVehicleEF	LDT2	0.13	0.21
tblVehicleEF	LDT2	0.13	0.16
tblVehicleEF	LDT2	0.10	0.16
tblVehicleEF	LDT2	0.01	0.02
tblVehicleEF	LDT2	0.06	0.43
tblVehicleEF	LDT2	0.08	0.27
tblVehicleEF	LDT2	3.7360e-003	3.4590e-003
tblVehicleEF	LDT2	8.0700e-004	6.7600e-004
tblVehicleEF	LDT2	0.13	0.21
tblVehicleEF	LDT2	0.13	0.16
tblVehicleEF	LDT2	0.10	0.16
tblVehicleEF	LDT2	0.02	0.03
tblVehicleEF	LDT2	0.06	0.43
tblVehicleEF	LDT2	0.08	0.29
tblVehicleEF	LDT2	4.9650e-003	3.6320e-003
tblVehicleEF	LDT2	6.6500e-003	0.07
tblVehicleEF	LDT2	0.67	0.84
tblVehicleEF	LDT2	1.42	2.71
tblVehicleEF	LDT2	333.62	319.57
tblVehicleEF	LDT2	78.65	69.04
tblVehicleEF	LDT2	0.07	0.08
tblVehicleEF	LDT2	1.6000e-003	1.4270e-003
tblVehicleEF	LDT2	2.3460e-003	1.8750e-003
tblVehicleEF	LDT2	1.4710e-003	1.3130e-003
tblVehicleEF	LDT2	2.1570e-003	1.7240e-003
tblVehicleEF	LDT2	0.05	0.08

tblVehicleEF	LDT2	0.12	0.14
tblVehicleEF	LDT2	0.04	0.07
tblVehicleEF	LDT2	0.01	0.01
tblVehicleEF	LDT2	0.07	0.49
tblVehicleEF	LDT2	0.09	0.31
tblVehicleEF	LDT2	3.3410e-003	3.1620e-003
tblVehicleEF	LDT2	8.1000e-004	6.8300e-004
tblVehicleEF	LDT2	0.05	0.08
tblVehicleEF	LDT2	0.12	0.14
tblVehicleEF	LDT2	0.04	0.07
tblVehicleEF	LDT2	0.02	0.02
tblVehicleEF	LDT2	0.07	0.49
tblVehicleEF	LDT2	0.10	0.34
tblVehicleEF	LHD1	5.1810e-003	4.7600e-003
tblVehicleEF	LHD1	9.5070e-003	4.8390e-003
tblVehicleEF	LHD1	0.02	0.01
tblVehicleEF	LHD1	0.14	0.17
tblVehicleEF	LHD1	0.88	0.66
tblVehicleEF	LHD1	2.26	0.93
tblVehicleEF	LHD1	9.26	9.38
tblVehicleEF	LHD1	602.20	632.13
tblVehicleEF	LHD1	29.86	10.36
tblVehicleEF	LHD1	0.09	0.08
tblVehicleEF	LHD1	2.06	1.46
tblVehicleEF	LHD1	9.7000e-004	9.7900e-004
tblVehicleEF	LHD1	0.01	0.01
tblVehicleEF	LHD1	0.01	0.01

tblVehicleEF	LHD1	8.2900e-004	2.2300e-004
tblVehicleEF	LHD1	9.2800e-004	9.3700e-004
tblVehicleEF	LHD1	2.5490e-003	2.5040e-003
tblVehicleEF	LHD1	0.01	9.9950e-003
tblVehicleEF	LHD1	7.6200e-004	2.0500e-004
tblVehicleEF	LHD1	3.7780e-003	3.0170e-003
tblVehicleEF	LHD1	0.10	0.08
tblVehicleEF	LHD1	0.02	0.02
tblVehicleEF	LHD1	1.8760e-003	1.4960e-003
tblVehicleEF	LHD1	0.07	0.06
tblVehicleEF	LHD1	0.31	0.47
tblVehicleEF	LHD1	0.24	0.07
tblVehicleEF	LHD1	9.2000e-005	9.1000e-005
tblVehicleEF	LHD1	5.9030e-003	6.1480e-003
tblVehicleEF	LHD1	3.4200e-004	1.0300e-004
tblVehicleEF	LHD1	3.7780e-003	3.0170e-003
tblVehicleEF	LHD1	0.10	0.08
tblVehicleEF	LHD1	0.02	0.03
tblVehicleEF	LHD1	1.8760e-003	1.4960e-003
tblVehicleEF	LHD1	0.09	0.07
tblVehicleEF	LHD1	0.31	0.47
tblVehicleEF	LHD1	0.27	0.08
tblVehicleEF	LHD1	5.1810e-003	4.7720e-003
tblVehicleEF	LHD1	9.6980e-003	4.9170e-003
tblVehicleEF	LHD1	0.02	0.01
tblVehicleEF	LHD1	0.14	0.17
tblVehicleEF	LHD1	0.89	0.67

tblVehicleEF	LHD1	2.15	0.88
tblVehicleEF	LHD1	9.26	9.38
tblVehicleEF	LHD1	602.20	632.14
tblVehicleEF	LHD1	29.86	10.28
tblVehicleEF	LHD1	0.09	0.08
tblVehicleEF	LHD1	1.94	1.37
tblVehicleEF	LHD1	9.7000e-004	9.7900e-004
tblVehicleEF	LHD1	0.01	0.01
tblVehicleEF	LHD1	0.01	0.01
tblVehicleEF	LHD1	8.2900e-004	2.2300e-004
tblVehicleEF	LHD1	9.2800e-004	9.3700e-004
tblVehicleEF	LHD1	2.5490e-003	2.5040e-003
tblVehicleEF	LHD1	0.01	9.9950e-003
tblVehicleEF	LHD1	7.6200e-004	2.0500e-004
tblVehicleEF	LHD1	7.0590e-003	5.6440e-003
tblVehicleEF	LHD1	0.12	0.09
tblVehicleEF	LHD1	0.02	0.02
tblVehicleEF	LHD1	3.5660e-003	2.8600e-003
tblVehicleEF	LHD1	0.07	0.06
tblVehicleEF	LHD1	0.32	0.48
tblVehicleEF	LHD1	0.23	0.07
tblVehicleEF	LHD1	9.2000e-005	9.1000e-005
tblVehicleEF	LHD1	5.9030e-003	6.1480e-003
tblVehicleEF	LHD1	3.4000e-004	1.0200e-004
tblVehicleEF	LHD1	7.0590e-003	5.6440e-003
tblVehicleEF	LHD1	0.12	0.09
tblVehicleEF	LHD1	0.02	0.03

tblVehicleEF	LHD1	3.5660e-003	2.8600e-003
tblVehicleEF	LHD1	0.09	0.07
tblVehicleEF	LHD1	0.32	0.48
tblVehicleEF	LHD1	0.25	0.08
tblVehicleEF	LHD1	5.1810e-003	4.7590e-003
tblVehicleEF	LHD1	9.4900e-003	4.8280e-003
tblVehicleEF	LHD1	0.02	0.01
tblVehicleEF	LHD1	0.14	0.17
tblVehicleEF	LHD1	0.88	0.66
tblVehicleEF	LHD1	2.26	0.93
tblVehicleEF	LHD1	9.26	9.38
tblVehicleEF	LHD1	602.20	632.12
tblVehicleEF	LHD1	29.86	10.37
tblVehicleEF	LHD1	0.09	0.08
tblVehicleEF	LHD1	2.04	1.44
tblVehicleEF	LHD1	9.7000e-004	9.7900e-004
tblVehicleEF	LHD1	0.01	0.01
tblVehicleEF	LHD1	0.01	0.01
tblVehicleEF	LHD1	8.2900e-004	2.2300e-004
tblVehicleEF	LHD1	9.2800e-004	9.3700e-004
tblVehicleEF	LHD1	2.5490e-003	2.5040e-003
tblVehicleEF	LHD1	0.01	9.9950e-003
tblVehicleEF	LHD1	7.6200e-004	2.0500e-004
tblVehicleEF	LHD1	3.3490e-003	2.6630e-003
tblVehicleEF	LHD1	0.11	0.09
tblVehicleEF	LHD1	0.02	0.02
tblVehicleEF	LHD1	1.7110e-003	1.3580e-003

tblVehicleEF	LHD1	0.07	0.06
tblVehicleEF	LHD1	0.34	0.51
tblVehicleEF	LHD1	0.24	0.07
tblVehicleEF	LHD1	9.2000e-005	9.1000e-005
tblVehicleEF	LHD1	5.9020e-003	6.1480e-003
tblVehicleEF	LHD1	3.4200e-004	1.0300e-004
tblVehicleEF	LHD1	3.3490e-003	2.6630e-003
tblVehicleEF	LHD1	0.11	0.09
tblVehicleEF	LHD1	0.02	0.03
tblVehicleEF	LHD1	1.7110e-003	1.3580e-003
tblVehicleEF	LHD1	0.09	0.07
tblVehicleEF	LHD1	0.34	0.51
tblVehicleEF	LHD1	0.27	0.08
tblVehicleEF	LHD2	3.4600e-003	3.0860e-003
tblVehicleEF	LHD2	4.0020e-003	3.5550e-003
tblVehicleEF	LHD2	7.4040e-003	8.4670e-003
tblVehicleEF	LHD2	0.12	0.13
tblVehicleEF	LHD2	0.45	0.48
tblVehicleEF	LHD2	1.08	0.54
tblVehicleEF	LHD2	14.41	14.77
tblVehicleEF	LHD2	598.41	631.11
tblVehicleEF	LHD2	23.24	7.16
tblVehicleEF	LHD2	0.11	0.12
tblVehicleEF	LHD2	1.50	1.61
tblVehicleEF	LHD2	1.3120e-003	1.4480e-003
tblVehicleEF	LHD2	0.01	0.01
tblVehicleEF	LHD2	0.01	0.01

tblVehicleEF	LHD2	3.7000e-004	1.1000e-004
tblVehicleEF	LHD2	1.2550e-003	1.3860e-003
tblVehicleEF	LHD2	2.7000e-003	2.7130e-003
tblVehicleEF	LHD2	0.01	0.01
tblVehicleEF	LHD2	3.4000e-004	1.0100e-004
tblVehicleEF	LHD2	1.4050e-003	1.6110e-003
tblVehicleEF	LHD2	0.04	0.04
tblVehicleEF	LHD2	0.01	0.02
tblVehicleEF	LHD2	7.4200e-004	8.1800e-004
tblVehicleEF	LHD2	0.05	0.06
tblVehicleEF	LHD2	0.08	0.23
tblVehicleEF	LHD2	0.10	0.04
tblVehicleEF	LHD2	1.4000e-004	1.4100e-004
tblVehicleEF	LHD2	5.8170e-003	6.0810e-003
tblVehicleEF	LHD2	2.5200e-004	7.1000e-005
tblVehicleEF	LHD2	1.4050e-003	1.6110e-003
tblVehicleEF	LHD2	0.04	0.04
tblVehicleEF	LHD2	0.02	0.02
tblVehicleEF	LHD2	7.4200e-004	8.1800e-004
tblVehicleEF	LHD2	0.06	0.07
tblVehicleEF	LHD2	0.08	0.23
tblVehicleEF	LHD2	0.11	0.05
tblVehicleEF	LHD2	3.4600e-003	3.0930e-003
tblVehicleEF	LHD2	4.0450e-003	3.5800e-003
tblVehicleEF	LHD2	7.1500e-003	8.1830e-003
tblVehicleEF	LHD2	0.12	0.13
tblVehicleEF	LHD2	0.45	0.49

tblVehicleEF	LHD2	1.04	0.51
tblVehicleEF	LHD2	14.41	14.77
tblVehicleEF	LHD2	598.41	631.12
tblVehicleEF	LHD2	23.24	7.12
tblVehicleEF	LHD2	0.11	0.12
tblVehicleEF	LHD2	1.41	1.52
tblVehicleEF	LHD2	1.3120e-003	1.4480e-003
tblVehicleEF	LHD2	0.01	0.01
tblVehicleEF	LHD2	0.01	0.01
tblVehicleEF	LHD2	3.7000e-004	1.1000e-004
tblVehicleEF	LHD2	1.2550e-003	1.3860e-003
tblVehicleEF	LHD2	2.7000e-003	2.7130e-003
tblVehicleEF	LHD2	0.01	0.01
tblVehicleEF	LHD2	3.4000e-004	1.0100e-004
tblVehicleEF	LHD2	2.6530e-003	3.0380e-003
tblVehicleEF	LHD2	0.04	0.05
tblVehicleEF	LHD2	0.01	0.02
tblVehicleEF	LHD2	1.3950e-003	1.5540e-003
tblVehicleEF	LHD2	0.05	0.06
tblVehicleEF	LHD2	0.08	0.24
tblVehicleEF	LHD2	0.10	0.04
tblVehicleEF	LHD2	1.4000e-004	1.4100e-004
tblVehicleEF	LHD2	5.8170e-003	6.0810e-003
tblVehicleEF	LHD2	2.5100e-004	7.0000e-005
tblVehicleEF	LHD2	2.6530e-003	3.0380e-003
tblVehicleEF	LHD2	0.04	0.05
tblVehicleEF	LHD2	0.02	0.02

tblVehicleEF	LHD2	1.3950e-003	1.5540e-003
tblVehicleEF	LHD2	0.06	0.07
tblVehicleEF	LHD2	0.08	0.24
tblVehicleEF	LHD2	0.11	0.04
tblVehicleEF	LHD2	3.4600e-003	3.0850e-003
tblVehicleEF	LHD2	3.9920e-003	3.5470e-003
tblVehicleEF	LHD2	7.4470e-003	8.5290e-003
tblVehicleEF	LHD2	0.12	0.13
tblVehicleEF	LHD2	0.45	0.48
tblVehicleEF	LHD2	1.09	0.54
tblVehicleEF	LHD2	14.41	14.77
tblVehicleEF	LHD2	598.41	631.11
tblVehicleEF	LHD2	23.24	7.17
tblVehicleEF	LHD2	0.11	0.12
tblVehicleEF	LHD2	1.48	1.59
tblVehicleEF	LHD2	1.3120e-003	1.4480e-003
tblVehicleEF	LHD2	0.01	0.01
tblVehicleEF	LHD2	0.01	0.01
tblVehicleEF	LHD2	3.7000e-004	1.1000e-004
tblVehicleEF	LHD2	1.2550e-003	1.3860e-003
tblVehicleEF	LHD2	2.7000e-003	2.7130e-003
tblVehicleEF	LHD2	0.01	0.01
tblVehicleEF	LHD2	3.4000e-004	1.0100e-004
tblVehicleEF	LHD2	1.1040e-003	1.2560e-003
tblVehicleEF	LHD2	0.04	0.04
tblVehicleEF	LHD2	0.01	0.02
tblVehicleEF	LHD2	6.2900e-004	6.8000e-004

tblVehicleEF	LHD2	0.05	0.06
tblVehicleEF	LHD2	0.08	0.25
tblVehicleEF	LHD2	0.10	0.04
tblVehicleEF	LHD2	1.4000e-004	1.4100e-004
tblVehicleEF	LHD2	5.8170e-003	6.0810e-003
tblVehicleEF	LHD2	2.5200e-004	7.1000e-005
tblVehicleEF	LHD2	1.1040e-003	1.2560e-003
tblVehicleEF	LHD2	0.04	0.04
tblVehicleEF	LHD2	0.02	0.02
tblVehicleEF	LHD2	6.2900e-004	6.8000e-004
tblVehicleEF	LHD2	0.06	0.07
tblVehicleEF	LHD2	0.08	0.25
tblVehicleEF	LHD2	0.11	0.05
tblVehicleEF	MCY	0.42	0.32
tblVehicleEF	MCY	0.15	0.24
tblVehicleEF	MCY	19.14	19.26
tblVehicleEF	MCY	9.69	8.57
tblVehicleEF	MCY	166.26	208.19
tblVehicleEF	MCY	45.80	60.41
tblVehicleEF	MCY	1.12	1.12
tblVehicleEF	MCY	1.8240e-003	1.8040e-003
tblVehicleEF	MCY	3.3680e-003	2.8470e-003
tblVehicleEF	MCY	1.7050e-003	1.6870e-003
tblVehicleEF	MCY	3.1720e-003	2.6790e-003
tblVehicleEF	MCY	1.69	1.66
tblVehicleEF	MCY	0.85	0.84
tblVehicleEF	MCY	0.92	0.90

tblVehicleEF	MCY	2.13	2.14
tblVehicleEF	MCY	0.56	1.82
tblVehicleEF	MCY	2.06	1.82
tblVehicleEF	MCY	2.0370e-003	2.0600e-003
tblVehicleEF	MCY	6.7700e-004	5.9800e-004
tblVehicleEF	MCY	1.69	1.66
tblVehicleEF	MCY	0.85	0.84
tblVehicleEF	MCY	0.92	0.90
tblVehicleEF	MCY	2.63	2.64
tblVehicleEF	MCY	0.56	1.82
tblVehicleEF	MCY	2.24	1.98
tblVehicleEF	MCY	0.42	0.32
tblVehicleEF	MCY	0.14	0.22
tblVehicleEF	MCY	19.85	19.92
tblVehicleEF	MCY	9.10	8.00
tblVehicleEF	MCY	166.26	209.15
tblVehicleEF	MCY	45.80	58.86
tblVehicleEF	MCY	0.98	0.98
tblVehicleEF	MCY	1.8240e-003	1.8040e-003
tblVehicleEF	MCY	3.3680e-003	2.8470e-003
tblVehicleEF	MCY	1.7050e-003	1.6870e-003
tblVehicleEF	MCY	3.1720e-003	2.6790e-003
tblVehicleEF	MCY	3.36	3.29
tblVehicleEF	MCY	1.24	1.24
tblVehicleEF	MCY	2.10	2.05
tblVehicleEF	MCY	2.11	2.12
tblVehicleEF	MCY	0.56	1.82

tblVehicleEF	MCY	1.85	1.62
tblVehicleEF	MCY	2.0480e-003	2.0700e-003
tblVehicleEF	MCY	6.6100e-004	5.8200e-004
tblVehicleEF	MCY	3.36	3.29
tblVehicleEF	MCY	1.24	1.24
tblVehicleEF	MCY	2.10	2.05
tblVehicleEF	MCY	2.61	2.61
tblVehicleEF	MCY	0.56	1.82
tblVehicleEF	MCY	2.01	1.77
tblVehicleEF	MCY	0.42	0.32
tblVehicleEF	MCY	0.15	0.24
tblVehicleEF	MCY	18.68	18.80
tblVehicleEF	MCY	9.65	8.51
tblVehicleEF	MCY	166.26	207.43
tblVehicleEF	MCY	45.80	60.33
tblVehicleEF	MCY	1.12	1.12
tblVehicleEF	MCY	1.8240e-003	1.8040e-003
tblVehicleEF	MCY	3.3680e-003	2.8470e-003
tblVehicleEF	MCY	1.7050e-003	1.6870e-003
tblVehicleEF	MCY	3.1720e-003	2.6790e-003
tblVehicleEF	MCY	1.60	1.59
tblVehicleEF	MCY	1.04	1.03
tblVehicleEF	MCY	0.74	0.73
tblVehicleEF	MCY	2.12	2.13
tblVehicleEF	MCY	0.64	2.07
tblVehicleEF	MCY	2.07	1.82
tblVehicleEF	MCY	2.0300e-003	2.0530e-003

tblVehicleEF	MCY	6.7700e-004	5.9700e-004
tblVehicleEF	MCY	1.60	1.59
tblVehicleEF	MCY	1.04	1.03
tblVehicleEF	MCY	0.74	0.73
tblVehicleEF	MCY	2.62	2.63
tblVehicleEF	MCY	0.64	2.07
tblVehicleEF	MCY	2.26	1.98
tblVehicleEF	MDV	0.01	4.9040e-003
tblVehicleEF	MDV	0.02	0.08
tblVehicleEF	MDV	1.26	1.05
tblVehicleEF	MDV	2.88	3.10
tblVehicleEF	MDV	474.24	407.96
tblVehicleEF	MDV	107.24	85.75
tblVehicleEF	MDV	0.15	0.10
tblVehicleEF	MDV	1.6800e-003	1.4930e-003
tblVehicleEF	MDV	2.4130e-003	1.9530e-003
tblVehicleEF	MDV	1.5490e-003	1.3770e-003
tblVehicleEF	MDV	2.2190e-003	1.7960e-003
tblVehicleEF	MDV	0.11	0.13
tblVehicleEF	MDV	0.20	0.16
tblVehicleEF	MDV	0.09	0.11
tblVehicleEF	MDV	0.03	0.02
tblVehicleEF	MDV	0.11	0.49
tblVehicleEF	MDV	0.22	0.41
tblVehicleEF	MDV	4.7510e-003	4.0340e-003
tblVehicleEF	MDV	1.1230e-003	8.4900e-004
tblVehicleEF	MDV	0.11	0.13

tblVehicleEF	MDV	0.20	0.16
tblVehicleEF	MDV	0.09	0.11
tblVehicleEF	MDV	0.04	0.03
tblVehicleEF	MDV	0.11	0.49
tblVehicleEF	MDV	0.24	0.44
tblVehicleEF	MDV	0.01	5.5890e-003
tblVehicleEF	MDV	0.01	0.07
tblVehicleEF	MDV	1.53	1.28
tblVehicleEF	MDV	2.54	2.73
tblVehicleEF	MDV	514.80	432.45
tblVehicleEF	MDV	107.24	84.99
tblVehicleEF	MDV	0.14	0.10
tblVehicleEF	MDV	1.6800e-003	1.4930e-003
tblVehicleEF	MDV	2.4130e-003	1.9530e-003
tblVehicleEF	MDV	1.5490e-003	1.3770e-003
tblVehicleEF	MDV	2.2190e-003	1.7960e-003
tblVehicleEF	MDV	0.21	0.25
tblVehicleEF	MDV	0.23	0.19
tblVehicleEF	MDV	0.17	0.20
tblVehicleEF	MDV	0.03	0.02
tblVehicleEF	MDV	0.11	0.49
tblVehicleEF	MDV	0.19	0.35
tblVehicleEF	MDV	5.1610e-003	4.2760e-003
tblVehicleEF	MDV	1.1170e-003	8.4100e-004
tblVehicleEF	MDV	0.21	0.25
tblVehicleEF	MDV	0.23	0.19
tblVehicleEF	MDV	0.17	0.20

tblVehicleEF	MDV	0.05	0.03
tblVehicleEF	MDV	0.11	0.49
tblVehicleEF	MDV	0.21	0.39
tblVehicleEF	MDV	0.01	4.7070e-003
tblVehicleEF	MDV	0.02	0.09
tblVehicleEF	MDV	1.18	0.98
tblVehicleEF	MDV	2.94	3.17
tblVehicleEF	MDV	462.11	400.61
tblVehicleEF	MDV	107.24	85.90
tblVehicleEF	MDV	0.14	0.10
tblVehicleEF	MDV	1.6800e-003	1.4930e-003
tblVehicleEF	MDV	2.4130e-003	1.9530e-003
tblVehicleEF	MDV	1.5490e-003	1.3770e-003
tblVehicleEF	MDV	2.2190e-003	1.7960e-003
tblVehicleEF	MDV	0.09	0.10
tblVehicleEF	MDV	0.21	0.17
tblVehicleEF	MDV	0.08	0.09
tblVehicleEF	MDV	0.03	0.02
tblVehicleEF	MDV	0.13	0.55
tblVehicleEF	MDV	0.23	0.42
tblVehicleEF	MDV	4.6290e-003	3.9610e-003
tblVehicleEF	MDV	1.1240e-003	8.5000e-004
tblVehicleEF	MDV	0.09	0.10
tblVehicleEF	MDV	0.21	0.17
tblVehicleEF	MDV	0.08	0.09
tblVehicleEF	MDV	0.04	0.03
tblVehicleEF	MDV	0.13	0.55

tblVehicleEF	MDV	0.25	0.46
tblVehicleEF	MH	0.03	3.2770e-003
tblVehicleEF	MH	0.02	0.00
tblVehicleEF	MH	2.33	0.33
tblVehicleEF	MH	5.58	0.00
tblVehicleEF	MH	998.83	934.95
tblVehicleEF	MH	57.38	0.00
tblVehicleEF	MH	1.57	4.29
tblVehicleEF	MH	0.01	0.02
tblVehicleEF	MH	0.04	0.14
tblVehicleEF	MH	1.0280e-003	0.00
tblVehicleEF	MH	3.2460e-003	4.0000e-003
tblVehicleEF	MH	0.04	0.13
tblVehicleEF	MH	9.4600e-004	0.00
tblVehicleEF	MH	1.47	0.00
tblVehicleEF	MH	0.08	0.00
tblVehicleEF	MH	0.51	0.00
tblVehicleEF	MH	0.08	0.07
tblVehicleEF	MH	0.03	0.00
tblVehicleEF	MH	0.33	0.00
tblVehicleEF	MH	9.9070e-003	8.8390e-003
tblVehicleEF	MH	6.7100e-004	0.00
tblVehicleEF	MH	1.47	0.00
tblVehicleEF	MH	0.08	0.00
tblVehicleEF	MH	0.51	0.00
tblVehicleEF	MH	0.11	0.08
tblVehicleEF	MH	0.03	0.00

tblVehicleEF	MH	0.36	0.00
tblVehicleEF	MH	0.03	3.2770e-003
tblVehicleEF	MH	0.02	0.00
tblVehicleEF	MH	2.40	0.33
tblVehicleEF	MH	5.19	0.00
tblVehicleEF	MH	998.83	934.95
tblVehicleEF	MH	57.38	0.00
tblVehicleEF	MH	1.46	4.05
tblVehicleEF	MH	0.01	0.02
tblVehicleEF	MH	0.04	0.14
tblVehicleEF	MH	1.0280e-003	0.00
tblVehicleEF	MH	3.2460e-003	4.0000e-003
tblVehicleEF	MH	0.04	0.13
tblVehicleEF	MH	9.4600e-004	0.00
tblVehicleEF	MH	2.69	0.00
tblVehicleEF	MH	0.09	0.00
tblVehicleEF	MH	1.00	0.00
tblVehicleEF	MH	0.09	0.07
tblVehicleEF	MH	0.03	0.00
tblVehicleEF	MH	0.31	0.00
tblVehicleEF	MH	9.9080e-003	8.8390e-003
tblVehicleEF	MH	6.6400e-004	0.00
tblVehicleEF	MH	2.69	0.00
tblVehicleEF	MH	0.09	0.00
tblVehicleEF	MH	1.00	0.00
tblVehicleEF	MH	0.12	0.08
tblVehicleEF	MH	0.03	0.00

tblVehicleEF	MH	0.34	0.00
tblVehicleEF	MH	0.03	3.2770e-003
tblVehicleEF	MH	0.02	0.00
tblVehicleEF	MH	2.32	0.33
tblVehicleEF	MH	5.61	0.00
tblVehicleEF	MH	998.83	934.95
tblVehicleEF	MH	57.38	0.00
tblVehicleEF	MH	1.55	4.25
tblVehicleEF	MH	0.01	0.02
tblVehicleEF	MH	0.04	0.14
tblVehicleEF	MH	1.0280e-003	0.00
tblVehicleEF	MH	3.2460e-003	4.0000e-003
tblVehicleEF	MH	0.04	0.13
tblVehicleEF	MH	9.4600e-004	0.00
tblVehicleEF	MH	1.48	0.00
tblVehicleEF	MH	0.10	0.00
tblVehicleEF	MH	0.50	0.00
tblVehicleEF	MH	0.08	0.07
tblVehicleEF	MH	0.03	0.00
tblVehicleEF	MH	0.33	0.00
tblVehicleEF	MH	9.9070e-003	8.8390e-003
tblVehicleEF	MH	6.7200e-004	0.00
tblVehicleEF	MH	1.48	0.00
tblVehicleEF	MH	0.10	0.00
tblVehicleEF	MH	0.50	0.00
tblVehicleEF	MH	0.11	0.08
tblVehicleEF	MH	0.03	0.00

tblVehicleEF	MH	0.36	0.00
tblVehicleEF	MHD	0.02	3.1740e-003
tblVehicleEF	MHD	3.1970e-003	3.4150e-003
tblVehicleEF	MHD	0.05	8.4360e-003
tblVehicleEF	MHD	0.35	0.34
tblVehicleEF	MHD	0.24	0.36
tblVehicleEF	MHD	5.47	0.98
tblVehicleEF	MHD	152.51	72.73
tblVehicleEF	MHD	1,062.94	972.64
tblVehicleEF	MHD	54.61	8.27
tblVehicleEF	MHD	0.61	0.57
tblVehicleEF	MHD	0.89	1.55
tblVehicleEF	MHD	9.8000e-004	1.4440e-003
tblVehicleEF	MHD	5.7040e-003	0.05
tblVehicleEF	MHD	7.4900e-004	9.5000e-005
tblVehicleEF	MHD	9.3700e-004	1.3820e-003
tblVehicleEF	MHD	5.4540e-003	0.04
tblVehicleEF	MHD	6.8900e-004	8.7000e-005
tblVehicleEF	MHD	1.6000e-003	6.7900e-004
tblVehicleEF	MHD	0.05	0.02
tblVehicleEF	MHD	0.03	0.02
tblVehicleEF	MHD	8.0100e-004	3.4200e-004
tblVehicleEF	MHD	0.03	0.05
tblVehicleEF	MHD	0.02	0.10
tblVehicleEF	MHD	0.33	0.04
tblVehicleEF	MHD	1.4660e-003	6.9000e-004
tblVehicleEF	MHD	0.01	9.2620e-003

tblVehicleEF	MHD	6.4200e-004	8.2000e-005
tblVehicleEF	MHD	1.6000e-003	6.7900e-004
tblVehicleEF	MHD	0.05	0.02
tblVehicleEF	MHD	0.04	0.02
tblVehicleEF	MHD	8.0100e-004	3.4200e-004
tblVehicleEF	MHD	0.03	0.06
tblVehicleEF	MHD	0.02	0.10
tblVehicleEF	MHD	0.36	0.05
tblVehicleEF	MHD	0.02	3.0150e-003
tblVehicleEF	MHD	3.2380e-003	3.4390e-003
tblVehicleEF	MHD	0.05	8.1570e-003
tblVehicleEF	MHD	0.25	0.29
tblVehicleEF	MHD	0.25	0.36
tblVehicleEF	MHD	5.23	0.94
tblVehicleEF	MHD	161.54	73.65
tblVehicleEF	MHD	1,062.94	972.65
tblVehicleEF	MHD	54.61	8.20
tblVehicleEF	MHD	0.63	0.57
tblVehicleEF	MHD	0.83	1.46
tblVehicleEF	MHD	8.2600e-004	1.2200e-003
tblVehicleEF	MHD	5.7040e-003	0.05
tblVehicleEF	MHD	7.4900e-004	9.5000e-005
tblVehicleEF	MHD	7.9000e-004	1.1680e-003
tblVehicleEF	MHD	5.4540e-003	0.04
tblVehicleEF	MHD	6.8900e-004	8.7000e-005
tblVehicleEF	MHD	3.0890e-003	1.2990e-003
tblVehicleEF	MHD	0.05	0.02

tblVehicleEF	MHD	0.02	0.02
tblVehicleEF	MHD	1.5560e-003	6.6700e-004
tblVehicleEF	MHD	0.03	0.05
tblVehicleEF	MHD	0.02	0.10
tblVehicleEF	MHD	0.32	0.04
tblVehicleEF	MHD	1.5510e-003	6.9800e-004
tblVehicleEF	MHD	0.01	9.2620e-003
tblVehicleEF	MHD	6.3800e-004	8.1000e-005
tblVehicleEF	MHD	3.0890e-003	1.2990e-003
tblVehicleEF	MHD	0.05	0.02
tblVehicleEF	MHD	0.03	0.02
tblVehicleEF	MHD	1.5560e-003	6.6700e-004
tblVehicleEF	MHD	0.03	0.06
tblVehicleEF	MHD	0.02	0.10
tblVehicleEF	MHD	0.35	0.05
tblVehicleEF	MHD	0.02	3.4030e-003
tblVehicleEF	MHD	3.1690e-003	3.3980e-003
tblVehicleEF	MHD	0.05	8.5100e-003
tblVehicleEF	MHD	0.48	0.42
tblVehicleEF	MHD	0.24	0.36
tblVehicleEF	MHD	5.56	0.99
tblVehicleEF	MHD	140.03	71.45
tblVehicleEF	MHD	1,062.94	972.64
tblVehicleEF	MHD	54.61	8.30
tblVehicleEF	MHD	0.58	0.56
tblVehicleEF	MHD	0.88	1.54
tblVehicleEF	MHD	1.1920e-003	1.7540e-003

tblVehicleEF	MHD	5.7040e-003	0.05
tblVehicleEF	MHD	7.4900e-004	9.5000e-005
tblVehicleEF	MHD	1.1400e-003	1.6780e-003
tblVehicleEF	MHD	5.4540e-003	0.04
tblVehicleEF	MHD	6.8900e-004	8.7000e-005
tblVehicleEF	MHD	1.1940e-003	5.2100e-004
tblVehicleEF	MHD	0.05	0.02
tblVehicleEF	MHD	0.03	0.02
tblVehicleEF	MHD	6.2900e-004	2.7500e-004
tblVehicleEF	MHD	0.03	0.05
tblVehicleEF	MHD	0.02	0.11
tblVehicleEF	MHD	0.34	0.05
tblVehicleEF	MHD	1.3480e-003	6.7700e-004
tblVehicleEF	MHD	0.01	9.2610e-003
tblVehicleEF	MHD	6.4300e-004	8.2000e-005
tblVehicleEF	MHD	1.1940e-003	5.2100e-004
tblVehicleEF	MHD	0.05	0.02
tblVehicleEF	MHD	0.04	0.03
tblVehicleEF	MHD	6.2900e-004	2.7500e-004
tblVehicleEF	MHD	0.03	0.06
tblVehicleEF	MHD	0.02	0.11
tblVehicleEF	MHD	0.37	0.05
tblVehicleEF	OBUS	0.01	8.6690e-003
tblVehicleEF	OBUS	6.8270e-003	6.2940e-003
tblVehicleEF	OBUS	0.03	0.02
tblVehicleEF	OBUS	0.27	0.49
tblVehicleEF	OBUS	0.46	0.72

tblVehicleEF	OBUS	5.79	2.51
tblVehicleEF	OBUS	74.97	71.08
tblVehicleEF	OBUS	1,092.94	1,371.04
tblVehicleEF	OBUS	69.71	20.56
tblVehicleEF	OBUS	0.31	0.33
tblVehicleEF	OBUS	0.97	1.20
tblVehicleEF	OBUS	6.8000e-005	5.9500e-004
tblVehicleEF	OBUS	5.0070e-003	0.02
tblVehicleEF	OBUS	8.4500e-004	1.9400e-004
tblVehicleEF	OBUS	6.5000e-005	5.6900e-004
tblVehicleEF	OBUS	4.7740e-003	0.02
tblVehicleEF	OBUS	7.7700e-004	1.7800e-004
tblVehicleEF	OBUS	2.1110e-003	2.6170e-003
tblVehicleEF	OBUS	0.02	0.02
tblVehicleEF	OBUS	0.04	0.05
tblVehicleEF	OBUS	9.1000e-004	1.1260e-003
tblVehicleEF	OBUS	0.03	0.05
tblVehicleEF	OBUS	0.05	0.26
tblVehicleEF	OBUS	0.36	0.12
tblVehicleEF	OBUS	7.2800e-004	6.7800e-004
tblVehicleEF	OBUS	0.01	0.01
tblVehicleEF	OBUS	7.9900e-004	2.0300e-004
tblVehicleEF	OBUS	2.1110e-003	2.6170e-003
tblVehicleEF	OBUS	0.02	0.02
tblVehicleEF	OBUS	0.05	0.06
tblVehicleEF	OBUS	9.1000e-004	1.1260e-003
tblVehicleEF	OBUS	0.04	0.06

tblVehicleEF	OBUS	0.05	0.26
tblVehicleEF	OBUS	0.39	0.13
tblVehicleEF	OBUS	0.01	8.7200e-003
tblVehicleEF	OBUS	6.9570e-003	6.4100e-003
tblVehicleEF	OBUS	0.03	0.02
tblVehicleEF	OBUS	0.26	0.48
tblVehicleEF	OBUS	0.46	0.73
tblVehicleEF	OBUS	5.41	2.35
tblVehicleEF	OBUS	78.41	70.99
tblVehicleEF	OBUS	1,092.94	1,371.06
tblVehicleEF	OBUS	69.71	20.28
tblVehicleEF	OBUS	0.32	0.32
tblVehicleEF	OBUS	0.91	1.12
tblVehicleEF	OBUS	5.7000e-005	5.0500e-004
tblVehicleEF	OBUS	5.0070e-003	0.02
tblVehicleEF	OBUS	8.4500e-004	1.9400e-004
tblVehicleEF	OBUS	5.4000e-005	4.8300e-004
tblVehicleEF	OBUS	4.7740e-003	0.02
tblVehicleEF	OBUS	7.7700e-004	1.7800e-004
tblVehicleEF	OBUS	3.9250e-003	4.7670e-003
tblVehicleEF	OBUS	0.02	0.03
tblVehicleEF	OBUS	0.04	0.05
tblVehicleEF	OBUS	1.7420e-003	2.1480e-003
tblVehicleEF	OBUS	0.03	0.05
tblVehicleEF	OBUS	0.05	0.26
tblVehicleEF	OBUS	0.34	0.12
tblVehicleEF	OBUS	7.6000e-004	6.7700e-004

tblVehicleEF	OBUS	0.01	0.01
tblVehicleEF	OBUS	7.9200e-004	2.0100e-004
tblVehicleEF	OBUS	3.9250e-003	4.7670e-003
tblVehicleEF	OBUS	0.02	0.03
tblVehicleEF	OBUS	0.05	0.07
tblVehicleEF	OBUS	1.7420e-003	2.1480e-003
tblVehicleEF	OBUS	0.04	0.06
tblVehicleEF	OBUS	0.05	0.26
tblVehicleEF	OBUS	0.38	0.13
tblVehicleEF	OBUS	0.01	8.6270e-003
tblVehicleEF	OBUS	6.8060e-003	6.2600e-003
tblVehicleEF	OBUS	0.03	0.02
tblVehicleEF	OBUS	0.28	0.50
tblVehicleEF	OBUS	0.46	0.72
tblVehicleEF	OBUS	5.84	2.54
tblVehicleEF	OBUS	70.22	71.20
tblVehicleEF	OBUS	1,092.94	1,371.03
tblVehicleEF	OBUS	69.71	20.60
tblVehicleEF	OBUS	0.29	0.33
tblVehicleEF	OBUS	0.97	1.20
tblVehicleEF	OBUS	8.2000e-005	7.1900e-004
tblVehicleEF	OBUS	5.0070e-003	0.02
tblVehicleEF	OBUS	8.4500e-004	1.9400e-004
tblVehicleEF	OBUS	7.9000e-005	6.8800e-004
tblVehicleEF	OBUS	4.7740e-003	0.02
tblVehicleEF	OBUS	7.7700e-004	1.7800e-004
tblVehicleEF	OBUS	1.8300e-003	2.3790e-003

tblVehicleEF	OBUS	0.02	0.03
tblVehicleEF	OBUS	0.04	0.05
tblVehicleEF	OBUS	8.3900e-004	1.0720e-003
tblVehicleEF	OBUS	0.03	0.05
tblVehicleEF	OBUS	0.05	0.28
tblVehicleEF	OBUS	0.36	0.12
tblVehicleEF	OBUS	6.8200e-004	6.7900e-004
tblVehicleEF	OBUS	0.01	0.01
tblVehicleEF	OBUS	7.9900e-004	2.0400e-004
tblVehicleEF	OBUS	1.8300e-003	2.3790e-003
tblVehicleEF	OBUS	0.02	0.03
tblVehicleEF	OBUS	0.05	0.06
tblVehicleEF	OBUS	8.3900e-004	1.0720e-003
tblVehicleEF	OBUS	0.04	0.06
tblVehicleEF	OBUS	0.05	0.28
tblVehicleEF	OBUS	0.40	0.13
tblVehicleEF	SBUS	0.82	0.08
tblVehicleEF	SBUS	0.01	6.3720e-003
tblVehicleEF	SBUS	0.06	7.0630e-003
tblVehicleEF	SBUS	7.82	3.08
tblVehicleEF	SBUS	0.60	0.51
tblVehicleEF	SBUS	6.53	0.94
tblVehicleEF	SBUS	1,137.52	365.13
tblVehicleEF	SBUS	1,098.11	1,104.50
tblVehicleEF	SBUS	54.55	6.09
tblVehicleEF	SBUS	9.42	3.47
tblVehicleEF	SBUS	4.31	4.62

tblVehicleEF	SBUS	9.5680e-003	3.7440e-003
tblVehicleEF	SBUS	0.01	0.01
tblVehicleEF	SBUS	0.02	0.03
tblVehicleEF	SBUS	4.7600e-004	4.2000e-005
tblVehicleEF	SBUS	9.1540e-003	3.5820e-003
tblVehicleEF	SBUS	2.6910e-003	2.6500e-003
tblVehicleEF	SBUS	0.02	0.03
tblVehicleEF	SBUS	4.3700e-004	3.9000e-005
tblVehicleEF	SBUS	4.8460e-003	1.4040e-003
tblVehicleEF	SBUS	0.03	9.3180e-003
tblVehicleEF	SBUS	0.93	0.36
tblVehicleEF	SBUS	2.2980e-003	6.7500e-004
tblVehicleEF	SBUS	0.10	0.09
tblVehicleEF	SBUS	0.02	0.06
tblVehicleEF	SBUS	0.36	0.04
tblVehicleEF	SBUS	0.01	3.4880e-003
tblVehicleEF	SBUS	0.01	0.01
tblVehicleEF	SBUS	6.5900e-004	6.0000e-005
tblVehicleEF	SBUS	4.8460e-003	1.4040e-003
tblVehicleEF	SBUS	0.03	9.3180e-003
tblVehicleEF	SBUS	1.33	0.52
tblVehicleEF	SBUS	2.2980e-003	6.7500e-004
tblVehicleEF	SBUS	0.12	0.11
tblVehicleEF	SBUS	0.02	0.06
tblVehicleEF	SBUS	0.39	0.04
tblVehicleEF	SBUS	0.82	0.08
tblVehicleEF	SBUS	0.01	6.4450e-003

tblVehicleEF	SBUS	0.05	5.9200e-003
tblVehicleEF	SBUS	7.71	3.04
tblVehicleEF	SBUS	0.61	0.52
tblVehicleEF	SBUS	4.73	0.68
tblVehicleEF	SBUS	1,189.12	374.76
tblVehicleEF	SBUS	1,098.11	1,104.52
tblVehicleEF	SBUS	54.55	5.66
tblVehicleEF	SBUS	9.72	3.55
tblVehicleEF	SBUS	4.05	4.35
tblVehicleEF	SBUS	8.0660e-003	3.1630e-003
tblVehicleEF	SBUS	0.01	0.01
tblVehicleEF	SBUS	0.02	0.03
tblVehicleEF	SBUS	4.7600e-004	4.2000e-005
tblVehicleEF	SBUS	7.7170e-003	3.0260e-003
tblVehicleEF	SBUS	2.6910e-003	2.6500e-003
tblVehicleEF	SBUS	0.02	0.03
tblVehicleEF	SBUS	4.3700e-004	3.9000e-005
tblVehicleEF	SBUS	8.7430e-003	2.5310e-003
tblVehicleEF	SBUS	0.03	9.8380e-003
tblVehicleEF	SBUS	0.92	0.36
tblVehicleEF	SBUS	4.2770e-003	1.2510e-003
tblVehicleEF	SBUS	0.10	0.09
tblVehicleEF	SBUS	0.01	0.05
tblVehicleEF	SBUS	0.30	0.03
tblVehicleEF	SBUS	0.01	3.5790e-003
tblVehicleEF	SBUS	0.01	0.01
tblVehicleEF	SBUS	6.2900e-004	5.6000e-005

tblVehicleEF	SBUS	8.7430e-003	2.5310e-003
tblVehicleEF	SBUS	0.03	9.8380e-003
tblVehicleEF	SBUS	1.33	0.52
tblVehicleEF	SBUS	4.2770e-003	1.2510e-003
tblVehicleEF	SBUS	0.12	0.11
tblVehicleEF	SBUS	0.01	0.05
tblVehicleEF	SBUS	0.33	0.04
tblVehicleEF	SBUS	0.82	0.08
tblVehicleEF	SBUS	0.01	6.3640e-003
tblVehicleEF	SBUS	0.06	7.3130e-003
tblVehicleEF	SBUS	7.98	3.13
tblVehicleEF	SBUS	0.60	0.51
tblVehicleEF	SBUS	6.89	0.98
tblVehicleEF	SBUS	1,066.27	351.83
tblVehicleEF	SBUS	1,098.11	1,104.50
tblVehicleEF	SBUS	54.55	6.17
tblVehicleEF	SBUS	9.00	3.35
tblVehicleEF	SBUS	4.26	4.59
tblVehicleEF	SBUS	0.01	4.5460e-003
tblVehicleEF	SBUS	0.01	0.01
tblVehicleEF	SBUS	0.02	0.03
tblVehicleEF	SBUS	4.7600e-004	4.2000e-005
tblVehicleEF	SBUS	0.01	4.3490e-003
tblVehicleEF	SBUS	2.6910e-003	2.6500e-003
tblVehicleEF	SBUS	0.02	0.03
tblVehicleEF	SBUS	4.3700e-004	3.9000e-005
tblVehicleEF	SBUS	4.2260e-003	1.2200e-003

tblVehicleEF	SBUS	0.03	9.5110e-003
tblVehicleEF	SBUS	0.93	0.36
tblVehicleEF	SBUS	2.2070e-003	6.5000e-004
tblVehicleEF	SBUS	0.10	0.09
tblVehicleEF	SBUS	0.02	0.07
tblVehicleEF	SBUS	0.37	0.04
tblVehicleEF	SBUS	0.01	3.3620e-003
tblVehicleEF	SBUS	0.01	0.01
tblVehicleEF	SBUS	6.6500e-004	6.1000e-005
tblVehicleEF	SBUS	4.2260e-003	1.2200e-003
tblVehicleEF	SBUS	0.03	9.5110e-003
tblVehicleEF	SBUS	1.34	0.52
tblVehicleEF	SBUS	2.2070e-003	6.5000e-004
tblVehicleEF	SBUS	0.12	0.11
tblVehicleEF	SBUS	0.02	0.07
tblVehicleEF	SBUS	0.41	0.05
tblVehicleEF	UBUS	1.44	3.35
tblVehicleEF	UBUS	0.08	0.02
tblVehicleEF	UBUS	7.89	26.06
tblVehicleEF	UBUS	14.42	1.47
tblVehicleEF	UBUS	1,799.80	1,617.41
tblVehicleEF	UBUS	153.89	18.02
tblVehicleEF	UBUS	4.15	0.32
tblVehicleEF	UBUS	0.49	0.09
tblVehicleEF	UBUS	0.01	0.02
tblVehicleEF	UBUS	0.04	2.9840e-003
tblVehicleEF	UBUS	1.4590e-003	1.6200e-004

tblVehicleEF	UBUS	0.21	0.04
tblVehicleEF	UBUS	3.0000e-003	5.4780e-003
tblVehicleEF	UBUS	0.04	2.8400e-003
tblVehicleEF	UBUS	1.3420e-003	1.4900e-004
tblVehicleEF	UBUS	9.4280e-003	1.8880e-003
tblVehicleEF	UBUS	0.11	0.01
tblVehicleEF	UBUS	4.6810e-003	8.4400e-004
tblVehicleEF	UBUS	0.46	0.05
tblVehicleEF	UBUS	0.02	0.06
tblVehicleEF	UBUS	1.13	0.08
tblVehicleEF	UBUS	9.6700e-003	4.8660e-003
tblVehicleEF	UBUS	1.8000e-003	1.7800e-004
tblVehicleEF	UBUS	9.4280e-003	1.8880e-003
tblVehicleEF	UBUS	0.11	0.01
tblVehicleEF	UBUS	4.6810e-003	8.4400e-004
tblVehicleEF	UBUS	1.94	3.43
tblVehicleEF	UBUS	0.02	0.06
tblVehicleEF	UBUS	1.23	0.08
tblVehicleEF	UBUS	1.44	3.35
tblVehicleEF	UBUS	0.08	0.02
tblVehicleEF	UBUS	7.95	26.06
tblVehicleEF	UBUS	12.35	1.25
tblVehicleEF	UBUS	1,799.80	1,617.41
tblVehicleEF	UBUS	153.89	17.65
tblVehicleEF	UBUS	3.87	0.31
tblVehicleEF	UBUS	0.49	0.09
tblVehicleEF	UBUS	0.01	0.02

tblVehicleEF	UBUS	0.04	2.9840e-003
tblVehicleEF	UBUS	1.4590e-003	1.6200e-004
tblVehicleEF	UBUS	0.21	0.04
tblVehicleEF	UBUS	3.0000e-003	5.4780e-003
tblVehicleEF	UBUS	0.04	2.8400e-003
tblVehicleEF	UBUS	1.3420e-003	1.4900e-004
tblVehicleEF	UBUS	0.02	3.3540e-003
tblVehicleEF	UBUS	0.13	0.01
tblVehicleEF	UBUS	9.3920e-003	1.6790e-003
tblVehicleEF	UBUS	0.47	0.05
tblVehicleEF	UBUS	0.02	0.06
tblVehicleEF	UBUS	1.03	0.07
tblVehicleEF	UBUS	9.6710e-003	4.8660e-003
tblVehicleEF	UBUS	1.7640e-003	1.7500e-004
tblVehicleEF	UBUS	0.02	3.3540e-003
tblVehicleEF	UBUS	0.13	0.01
tblVehicleEF	UBUS	9.3920e-003	1.6790e-003
tblVehicleEF	UBUS	1.95	3.43
tblVehicleEF	UBUS	0.02	0.06
tblVehicleEF	UBUS	1.12	0.08
tblVehicleEF	UBUS	1.44	3.35
tblVehicleEF	UBUS	0.08	0.02
tblVehicleEF	UBUS	7.88	26.06
tblVehicleEF	UBUS	14.60	1.46
tblVehicleEF	UBUS	1,799.80	1,617.41
tblVehicleEF	UBUS	153.89	18.00
tblVehicleEF	UBUS	4.12	0.32

tblVehicleEF	UBUS	0.49	0.09
tblVehicleEF	UBUS	0.01	0.02
tblVehicleEF	UBUS	0.04	2.9840e-003
tblVehicleEF	UBUS	1.4590e-003	1.6200e-004
tblVehicleEF	UBUS	0.21	0.04
tblVehicleEF	UBUS	3.0000e-003	5.4780e-003
tblVehicleEF	UBUS	0.04	2.8400e-003
tblVehicleEF	UBUS	1.3420e-003	1.4900e-004
tblVehicleEF	UBUS	8.6090e-003	1.9290e-003
tblVehicleEF	UBUS	0.13	0.01
tblVehicleEF	UBUS	4.2750e-003	8.8500e-004
tblVehicleEF	UBUS	0.46	0.05
tblVehicleEF	UBUS	0.03	0.07
tblVehicleEF	UBUS	1.13	0.08
tblVehicleEF	UBUS	9.6700e-003	4.8660e-003
tblVehicleEF	UBUS	1.8030e-003	1.7800e-004
tblVehicleEF	UBUS	8.6090e-003	1.9290e-003
tblVehicleEF	UBUS	0.13	0.01
tblVehicleEF	UBUS	4.2750e-003	8.8500e-004
tblVehicleEF	UBUS	1.94	3.43
tblVehicleEF	UBUS	0.03	0.07
tblVehicleEF	UBUS	1.24	0.08
tblVehicleTrips	CC_TL	8.40	0.00
tblVehicleTrips	CC_TL	8.40	0.00
tblVehicleTrips	CC_TL	8.40	0.00
tblVehicleTrips	CNW_TL	6.90	0.00
tblVehicleTrips	CNW_TL	6.90	0.00

tblVehicleTrips	CNW_TL	6.90	0.00
tblVehicleTrips	CNW_TTP	41.00	0.00
tblVehicleTrips	CW_TL	16.60	0.00
tblVehicleTrips	CW_TL	16.60	0.00
tblVehicleTrips	CW_TL	16.60	0.00
tblVehicleTrips	CW_TTP	59.00	0.00
tblVehicleTrips	DV_TP	5.00	0.00
tblVehicleTrips	PB_TP	3.00	0.00
tblVehicleTrips	PR_TP	92.00	0.00
tblVehicleTrips	ST_TR	1.68	0.00
tblVehicleTrips	SU_TR	1.68	0.00
tblVehicleTrips	WD_TR	1.68	0.00
tblWater	IndoorWaterUseRate	308,112,875.00	0.00

2.0 Emissions Summary

2.1 Overall Construction

Unmitigated Construction

	ROG	NOx	CO	SO2	Fugitive PM10	Exhaust PM10	PM10 Total	Fugitive PM2.5	Exhaust PM2.5	PM2.5 Total	Bio- CO2	NBio- CO2	Total CO2	CH4	N2O	CO2e
Year	tons/yr										MT/yr					
2021	0.5453	5.1492	3.5262	0.0131	1.3606	0.1524	1.5130	0.3866	0.1412	0.5279	0.0000	1,196.9790	1,196.9790	0.1486	0.0000	1,200.6944
2022	4.6768	10.4356	9.1996	0.0403	2.4352	0.2055	2.6407	0.6562	0.1921	0.8482	0.0000	3,707.9233	3,707.9233	0.2968	0.0000	3,715.3434
Maximum	**4.6768**	**10.4356**	**9.1996**	**0.0403**	**2.4352**	**0.2055**	**2.6407**	**0.6562**	**0.1921**	**0.8482**	**0.0000**	**3,707.9233**	**3,707.9233**	**0.2968**	**0.0000**	**3,715.3434**

Mitigated Construction

	ROG	NOx	CO	SO2	Fugitive PM10	Exhaust PM10	PM10 Total	Fugitive PM2.5	Exhaust PM2.5	PM2.5 Total	Bio- CO2	NBio- CO2	Total CO2	CH4	N2O	CO2e
Year	tons/yr										MT/yr					
2021	0.5453	5.1492	3.5262	0.0131	0.9078	0.1524	1.0603	0.2525	0.1412	0.3937	0.0000	1,196.9786	1,196.9786	0.1486	0.0000	1,200.6940
2022	4.6768	10.4356	9.1996	0.0403	2.4352	0.2055	2.6407	0.6562	0.1921	0.8482	0.0000	3,707.9227	3,707.9227	0.2968	0.0000	3,715.3428
Maximum	**4.6768**	**10.4356**	**9.1996**	**0.0403**	**2.4352**	**0.2055**	**2.6407**	**0.6562**	**0.1921**	**0.8482**	**0.0000**	**3,707.9227**	**3,707.9227**	**0.2968**	**0.0000**	**3,715.3428**

	ROG	**NOx**	**CO**	**SO2**	**Fugitive PM10**	**Exhaust PM10**	**PM10 Total**	**Fugitive PM2.5**	**Exhaust PM2.5**	**PM2.5 Total**	**Bio- CO2**	**NBio-CO2**	**Total CO2**	**CH4**	**N20**	**CO2e**
Percent Reduction	**0.00**	**0.00**	**0.00**	**0.00**	**11.93**	**0.00**	**10.90**	**12.86**	**0.00**	**9.75**	**0.00**	**0.00**	**0.00**	**0.00**	**0.00**	**0.00**

Quarter	Start Date	End Date	Maximum Unmitigated ROG + NOX (tons/quarter)	Maximum Mitigated ROG + NOX (tons/quarter)
1	**6-1-2021**	**8-31-2021**	1.8058	1.8058
2	**9-1-2021**	**11-30-2021**	2.7694	2.7694
3	**12-1-2021**	**2-28-2022**	2.8862	2.8862
4	**3-1-2022**	**5-31-2022**	2.8669	2.8669
5	**6-1-2022**	**8-31-2022**	3.9557	3.9557
6	**9-1-2022**	**9-30-2022**	1.5743	1.5743
		Highest	3.9557	3.9557

2.2 Overall Operational

Unmitigated Operational

	ROG	NOx	CO	SO2	Fugitive PM10	Exhaust PM10	PM10 Total	Fugitive PM2.5	Exhaust PM2.5	PM2.5 Total	Bio- CO2	NBio- CO2	Total CO2	CH4	N2O	CO2e
Category	tons/yr										MT/yr					
Area	5.5768	4.1000e-004	0.0448	0.0000		1.6000e-004	1.6000e-004		1.6000e-004	1.6000e-004	0.0000	0.0870	0.0870	2.3000e-004	0.0000	0.0927
Energy	0.0000	0.0000	0.0000	0.0000		0.0000	0.0000		0.0000	0.0000	0.0000	0.0000	0.0000	0.0000	0.0000	0.0000
Mobile	0.0000	0.0000	0.0000	0.0000	0.0000	0.0000	0.0000	0.0000	0.0000	0.0000	0.0000	0.0000	0.0000	0.0000	0.0000	0.0000
Waste						0.0000	0.0000		0.0000	0.0000	0.0000	0.0000	0.0000	0.0000	0.0000	0.0000
Water						0.0000	0.0000		0.0000	0.0000	0.0000	0.0000	0.0000	0.0000	0.0000	0.0000
Total	**5.5768**	**4.1000e-004**	**0.0448**	**0.0000**	**0.0000**	**1.6000e-004**	**1.6000e-004**	**0.0000**	**1.6000e-004**	**1.6000e-004**	**0.0000**	**0.0870**	**0.0870**	**2.3000e-004**	**0.0000**	**0.0927**

2.2 Overall Operational

Mitigated Operational

	ROG	NOx	CO	SO2	Fugitive PM10	Exhaust PM10	PM10 Total	Fugitive PM2.5	Exhaust PM2.5	PM2.5 Total	Bio- CO2	NBio- CO2	Total CO2	CH4	N2O	CO2e
Category	tons/yr										MT/yr					
Area	5.5768	4.1000e-004	0.0448	0.0000		1.6000e-004	1.6000e-004		1.6000e-004	1.6000e-004	0.0000	0.0870	0.0870	2.3000e-004	0.0000	0.0927
Energy	0.0000	0.0000	0.0000	0.0000		0.0000	0.0000		0.0000	0.0000	0.0000	0.0000	0.0000	0.0000	0.0000	0.0000
Mobile	0.0000	0.0000	0.0000	0.0000	0.0000	0.0000	0.0000	0.0000	0.0000	0.0000	0.0000	0.0000	0.0000	0.0000	0.0000	0.0000
Waste						0.0000	0.0000		0.0000	0.0000	0.0000	0.0000	0.0000	0.0000	0.0000	0.0000
Water						0.0000	0.0000		0.0000	0.0000	0.0000	0.0000	0.0000	0.0000	0.0000	0.0000
Total	**5.5768**	**4.1000e-004**	**0.0448**	**0.0000**	**0.0000**	**1.6000e-004**	**1.6000e-004**	**0.0000**	**1.6000e-004**	**1.6000e-004**	**0.0000**	**0.0870**	**0.0870**	**2.3000e-004**	**0.0000**	**0.0927**

	ROG	NOx	CO	SO2	Fugitive PM10	Exhaust PM10	PM10 Total	Fugitive PM2.5	Exhaust PM2.5	PM2.5 Total	Bio- CO2	NBio-CO2	Total CO2	CH4	N20	CO2e
Percent Reduction	**0.00**	**0.00**	**0.00**	**0.00**	**0.00**	**0.00**	**0.00**	**0.00**	**0.00**	**0.00**	**0.00**	**0.00**	**0.00**	**0.00**	**0.00**	**0.00**

3.0 Construction Detail

Construction Phase

Phase Number	Phase Name	Phase Type	Start Date	End Date	Num Days Week	Num Days	Phase Description
1	Demolition	Demolition	6/1/2021	7/12/2021	5	30	
2	Site Preparation	Site Preparation	7/13/2021	8/16/2021	5	25	
3	Pile Driving	Site Preparation	7/13/2021	8/16/2021	5	25	
4	Grading	Grading	8/17/2021	9/27/2021	5	30	
5	Building Construction	Building Construction	9/28/2021	12/26/2022	5	325	
6	Paving	Paving	10/18/2022	12/26/2022	5	50	
7	Architectural Coating	Architectural Coating	7/12/2022	12/26/2022	5	120	

Acres of Grading (Site Preparation Phase): 250

Acres of Grading (Grading Phase): 300

Acres of Paving: 41.06

Residential Indoor: 0; Residential Outdoor: 0; Non-Residential Indoor: 1,998,570; Non-Residential Outdoor: 666,190; Striped Parking Area: 107,334 (Architectural Coating – sqft)

OffRoad Equipment

Phase Name	Offroad Equipment Type	Amount	Usage Hours	Horse Power	Load Factor
Demolition	Concrete/Industrial Saws	1	8.00	81	0.73
Demolition	Excavators	3	8.00	158	0.38
Demolition	Rubber Tired Dozers	2	8.00	247	0.40
Site Preparation	Crawler Tractors	4	8.00	212	0.43
Site Preparation	Rubber Tired Dozers	3	8.00	247	0.40
Site Preparation	Tractors/Loaders/Backhoes	0	8.00	97	0.37
Pile Driving	Bore/Drill Rigs	1	8.00	221	0.50
Pile Driving	Cranes	1	8.00	231	0.29
Pile Driving	Forklifts	1	8.00	89	0.20

Pile Driving	Rubber Tired Dozers	0	8.00	247	0.40
Pile Driving	Tractors/Loaders/Backhoes	0	8.00	97	0.37
Grading	Crawler Tractors	2	8.00	212	0.43
Grading	Excavators	2	8.00	158	0.38
Grading	Graders	1	8.00	187	0.41
Grading	Rubber Tired Dozers	1	8.00	247	0.40
Grading	Scrapers	2	8.00	367	0.48
Grading	Tractors/Loaders/Backhoes	0	8.00	97	0.37
Building Construction	Cranes	1	8.00	231	0.29
Building Construction	Crawler Tractors	3	8.00	212	0.43
Building Construction	Forklifts	3	8.00	89	0.20
Building Construction	Generator Sets	1	8.00	84	0.74
Building Construction	Tractors/Loaders/Backhoes	0	8.00	97	0.37
Building Construction	Welders	1	8.00	46	0.45
Paving	Pavers	2	8.00	130	0.42
Paving	Paving Equipment	2	8.00	132	0.36
Paving	Rollers	2	8.00	80	0.38
Architectural Coating	Air Compressors	1	8.00	78	0.48

Trips and VMT

Phase Name	Offroad Equipment Count	Worker Trip Number	Vendor Trip Number	Hauling Trip Number	Worker Trip Length	Vendor Trip Length	Hauling Trip Length	Worker Vehicle Class	Vendor Vehicle Class	Hauling Vehicle Class
Demolition	6	15.00	0.00	17.00	14.70	6.90	20.00	LD_Mix	HDT_Mix	HHDT
Site Preparation	7	18.00	0.00	0.00	14.70	6.90	20.00	LD_Mix	HDT_Mix	HHDT
Pile Driving	3	8.00	0.00	0.00	14.70	6.90	20.00	LD_Mix	HDT_Mix	HHDT
Grading	8	20.00	0.00	23.00	14.70	6.90	20.00	LD_Mix	HDT_Mix	HHDT
Building Construction	9	1,311.00	512.00	0.00	14.70	6.90	20.00	LD_Mix	HDT_Mix	HHDT
Paving	6	15.00	0.00	0.00	14.70	6.90	20.00	LD_Mix	HDT_Mix	HHDT
Architectural Coating	1	262.00	0.00	0.00	14.70	6.90	20.00	LD_Mix	HDT_Mix	HHDT

3.1 Mitigation Measures Construction

Water Exposed Area

3.2 Demolition - 2021

Unmitigated Construction On-Site

	ROG	NOx	CO	SO2	Fugitive PM10	Exhaust PM10	PM10 Total	Fugitive PM2.5	Exhaust PM2.5	PM2.5 Total	Bio- CO2	NBio- CO2	Total CO2	CH4	N2O	CO2e
Category	tons/yr										MT/yr					
Fugitive Dust					1.8000e-003	0.0000	1.8000e-003	2.7000e-004	0.0000	2.7000e-004	0.0000	0.0000	0.0000	0.0000	0.0000	0.0000
Off-Road	0.0475	0.4716	0.3235	5.8000e-004		0.0233	0.0233		0.0216	0.0216	0.0000	51.0012	51.0012	0.0144	0.0000	51.3601
Total	**0.0475**	**0.4716**	**0.3235**	**5.8000e-004**	**1.8000e-003**	**0.0233**	**0.0251**	**2.7000e-004**	**0.0216**	**0.0219**	**0.0000**	**51.0012**	**51.0012**	**0.0144**	**0.0000**	**51.3601**

3.2 Demolition - 2021

Unmitigated Construction Off-Site

	ROG	NOx	CO	SO2	Fugitive PM10	Exhaust PM10	PM10 Total	Fugitive PM2.5	Exhaust PM2.5	PM2.5 Total	Bio- CO2	NBio- CO2	Total CO2	CH4	N2O	CO2e
Category	tons/yr										MT/yr					
Hauling	4.0000e-005	1.8900e-003	2.6000e-004	1.0000e-005	1.5000e-004	1.0000e-005	1.5000e-004	4.0000e-005	1.0000e-005	5.0000e-005	0.0000	0.6099	0.6099	4.0000e-005	0.0000	0.6108
Vendor	0.0000	0.0000	0.0000	0.0000	0.0000	0.0000	0.0000	0.0000	0.0000	0.0000	0.0000	0.0000	0.0000	0.0000	0.0000	0.0000
Worker	9.6000e-004	6.5000e-004	7.0800e-003	2.0000e-005	2.4700e-003	1.0000e-005	2.4900e-003	6.6000e-004	1.0000e-005	6.7000e-004	0.0000	1.9999	1.9999	5.0000e-005	0.0000	2.0011
Total	**1.0000e-003**	**2.5400e-003**	**7.3400e-003**	**3.0000e-005**	**2.6200e-003**	**2.0000e-005**	**2.6400e-003**	**7.0000e-004**	**2.0000e-005**	**7.2000e-004**	**0.0000**	**2.6098**	**2.6098**	**9.0000e-005**	**0.0000**	**2.6119**

Mitigated Construction On-Site

	ROG	NOx	CO	SO2	Fugitive PM10	Exhaust PM10	PM10 Total	Fugitive PM2.5	Exhaust PM2.5	PM2.5 Total	Bio- CO2	NBio- CO2	Total CO2	CH4	N2O	CO2e
Category	tons/yr										MT/yr					
Fugitive Dust					7.0000e-004	0.0000	7.0000e-004	1.1000e-004	0.0000	1.1000e-004	0.0000	0.0000	0.0000	0.0000	0.0000	0.0000
Off-Road	0.0475	0.4716	0.3235	5.8000e-004		0.0233	0.0233		0.0216	0.0216	0.0000	51.0011	51.0011	0.0144	0.0000	51.3600
Total	**0.0475**	**0.4716**	**0.3235**	**5.8000e-004**	**7.0000e-004**	**0.0233**	**0.0240**	**1.1000e-004**	**0.0216**	**0.0217**	**0.0000**	**51.0011**	**51.0011**	**0.0144**	**0.0000**	**51.3600**

3.2 Demolition - 2021

Mitigated Construction Off-Site

	ROG	NOx	CO	SO2	Fugitive PM10	Exhaust PM10	PM10 Total	Fugitive PM2.5	Exhaust PM2.5	PM2.5 Total	Bio- CO2	NBio- CO2	Total CO2	CH4	N2O	CO2e
Category	tons/yr										MT/yr					
Hauling	4.0000e-005	1.8900e-003	2.6000e-004	1.0000e-005	1.5000e-004	1.0000e-005	1.5000e-004	4.0000e-005	1.0000e-005	5.0000e-005	0.0000	0.6099	0.6099	4.0000e-005	0.0000	0.6108
Vendor	0.0000	0.0000	0.0000	0.0000	0.0000	0.0000	0.0000	0.0000	0.0000	0.0000	0.0000	0.0000	0.0000	0.0000	0.0000	0.0000
Worker	9.6000e-004	6.5000e-004	7.0800e-003	2.0000e-005	2.4700e-003	1.0000e-005	2.4900e-003	6.6000e-004	1.0000e-005	6.7000e-004	0.0000	1.9999	1.9999	5.0000e-005	0.0000	2.0011
Total	**1.0000e-003**	**2.5400e-003**	**7.3400e-003**	**3.0000e-005**	**2.6200e-003**	**2.0000e-005**	**2.6400e-003**	**7.0000e-004**	**2.0000e-005**	**7.2000e-004**	**0.0000**	**2.6098**	**2.6098**	**9.0000e-005**	**0.0000**	**2.6119**

3.3 Site Preparation - 2021

Unmitigated Construction On-Site

	ROG	NOx	CO	SO2	Fugitive PM10	Exhaust PM10	PM10 Total	Fugitive PM2.5	Exhaust PM2.5	PM2.5 Total	Bio- CO2	NBio- CO2	Total CO2	CH4	N2O	CO2e
Category	tons/yr										MT/yr					
Fugitive Dust					0.3584	0.0000	0.3584	0.1385	0.0000	0.1385	0.0000	0.0000	0.0000	0.0000	0.0000	0.0000
Off-Road	0.0668	0.7598	0.2732	7.1000e-004		0.0331	0.0331		0.0304	0.0304	0.0000	62.6355	62.6355	0.0203	0.0000	63.1419
Total	**0.0668**	**0.7598**	**0.2732**	**7.1000e-004**	**0.3584**	**0.0331**	**0.3915**	**0.1385**	**0.0304**	**0.1689**	**0.0000**	**62.6355**	**62.6355**	**0.0203**	**0.0000**	**63.1419**

3.3 Site Preparation - 2021

Unmitigated Construction Off-Site

	ROG	NOx	CO	SO2	Fugitive PM10	Exhaust PM10	PM10 Total	Fugitive PM2.5	Exhaust PM2.5	PM2.5 Total	Bio- CO2	NBio- CO2	Total CO2	CH4	N2O	CO2e
Category	tons/yr										MT/yr					
Hauling	0.0000	0.0000	0.0000	0.0000	0.0000	0.0000	0.0000	0.0000	0.0000	0.0000	0.0000	0.0000	0.0000	0.0000	0.0000	0.0000
Vendor	0.0000	0.0000	0.0000	0.0000	0.0000	0.0000	0.0000	0.0000	0.0000	0.0000	0.0000	0.0000	0.0000	0.0000	0.0000	0.0000
Worker	9.6000e-004	6.5000e-004	7.0800e-003	2.0000e-005	2.4700e-003	1.0000e-005	2.4900e-003	6.6000e-004	1.0000e-005	6.7000e-004	0.0000	1.9999	1.9999	5.0000e-005	0.0000	2.0011
Total	**9.6000e-004**	**6.5000e-004**	**7.0800e-003**	**2.0000e-005**	**2.4700e-003**	**1.0000e-005**	**2.4900e-003**	**6.6000e-004**	**1.0000e-005**	**6.7000e-004**	**0.0000**	**1.9999**	**1.9999**	**5.0000e-005**	**0.0000**	**2.0011**

Mitigated Construction On-Site

	ROG	NOx	CO	SO2	Fugitive PM10	Exhaust PM10	PM10 Total	Fugitive PM2.5	Exhaust PM2.5	PM2.5 Total	Bio- CO2	NBio- CO2	Total CO2	CH4	N2O	CO2e
Category	tons/yr										MT/yr					
Fugitive Dust					0.1398	0.0000	0.1398	0.0540	0.0000	0.0540	0.0000	0.0000	0.0000	0.0000	0.0000	0.0000
Off-Road	0.0668	0.7598	0.2732	7.1000e-004		0.0331	0.0331		0.0304	0.0304	0.0000	62.6354	62.6354	0.0203	0.0000	63.1419
Total	**0.0668**	**0.7598**	**0.2732**	**7.1000e-004**	**0.1398**	**0.0331**	**0.1728**	**0.0540**	**0.0304**	**0.0844**	**0.0000**	**62.6354**	**62.6354**	**0.0203**	**0.0000**	**63.1419**

3.3 Site Preparation - 2021

Mitigated Construction Off-Site

	ROG	NOx	CO	SO2	Fugitive PM10	Exhaust PM10	PM10 Total	Fugitive PM2.5	Exhaust PM2.5	PM2.5 Total	Bio- CO2	NBio- CO2	Total CO2	CH4	N2O	CO2e
Category	tons/yr										MT/yr					
Hauling	0.0000	0.0000	0.0000	0.0000	0.0000	0.0000	0.0000	0.0000	0.0000	0.0000	0.0000	0.0000	0.0000	0.0000	0.0000	0.0000
Vendor	0.0000	0.0000	0.0000	0.0000	0.0000	0.0000	0.0000	0.0000	0.0000	0.0000	0.0000	0.0000	0.0000	0.0000	0.0000	0.0000
Worker	9.6000e-004	6.5000e-004	7.0800e-003	2.0000e-005	2.4700e-003	1.0000e-005	2.4900e-003	6.6000e-004	1.0000e-005	6.7000e-004	0.0000	1.9999	1.9999	5.0000e-005	0.0000	2.0011
Total	**9.6000e-004**	**6.5000e-004**	**7.0800e-003**	**2.0000e-005**	**2.4700e-003**	**1.0000e-005**	**2.4900e-003**	**6.6000e-004**	**1.0000e-005**	**6.7000e-004**	**0.0000**	**1.9999**	**1.9999**	**5.0000e-005**	**0.0000**	**2.0011**

3.4 Pile Driving - 2021

Unmitigated Construction On-Site

	ROG	NOx	CO	SO2	Fugitive PM10	Exhaust PM10	PM10 Total	Fugitive PM2.5	Exhaust PM2.5	PM2.5 Total	Bio- CO2	NBio- CO2	Total CO2	CH4	N2O	CO2e
Category	tons/yr										MT/yr					
Fugitive Dust					0.1326	0.0000	0.1326	0.0143	0.0000	0.0143	0.0000	0.0000	0.0000	0.0000	0.0000	0.0000
Off-Road	0.0100	0.1131	0.0653	2.1000e-004		4.6500e-003	4.6500e-003		4.2800e-003	4.2800e-003	0.0000	18.3573	18.3573	5.9400e-003	0.0000	18.5057
Total	**0.0100**	**0.1131**	**0.0653**	**2.1000e-004**	**0.1326**	**4.6500e-003**	**0.1372**	**0.0143**	**4.2800e-003**	**0.0186**	**0.0000**	**18.3573**	**18.3573**	**5.9400e-003**	**0.0000**	**18.5057**

3.4 Pile Driving - 2021

Unmitigated Construction Off-Site

	ROG	NOx	CO	SO2	Fugitive PM10	Exhaust PM10	PM10 Total	Fugitive PM2.5	Exhaust PM2.5	PM2.5 Total	Bio- CO2	NBio- CO2	Total CO2	CH4	N2O	CO2e
Category	tons/yr										MT/yr					
Hauling	0.0000	0.0000	0.0000	0.0000	0.0000	0.0000	0.0000	0.0000	0.0000	0.0000	0.0000	0.0000	0.0000	0.0000	0.0000	0.0000
Vendor	0.0000	0.0000	0.0000	0.0000	0.0000	0.0000	0.0000	0.0000	0.0000	0.0000	0.0000	0.0000	0.0000	0.0000	0.0000	0.0000
Worker	4.3000e-004	2.9000e-004	3.1500e-003	1.0000e-005	1.1000e-003	1.0000e-005	1.1100e-003	2.9000e-004	1.0000e-005	3.0000e-004	0.0000	0.8889	0.8889	2.0000e-005	0.0000	0.8894
Total	**4.3000e-004**	**2.9000e-004**	**3.1500e-003**	**1.0000e-005**	**1.1000e-003**	**1.0000e-005**	**1.1100e-003**	**2.9000e-004**	**1.0000e-005**	**3.0000e-004**	**0.0000**	**0.8889**	**0.8889**	**2.0000e-005**	**0.0000**	**0.8894**

Mitigated Construction On-Site

	ROG	NOx	CO	SO2	Fugitive PM10	Exhaust PM10	PM10 Total	Fugitive PM2.5	Exhaust PM2.5	PM2.5 Total	Bio- CO2	NBio- CO2	Total CO2	CH4	N2O	CO2e
Category	tons/yr										MT/yr					
Fugitive Dust					0.0517	0.0000	0.0517	5.5800e-003	0.0000	5.5800e-003	0.0000	0.0000	0.0000	0.0000	0.0000	0.0000
Off-Road	0.0100	0.1131	0.0653	2.1000e-004		4.6500e-003	4.6500e-003		4.2800e-003	4.2800e-003	0.0000	18.3572	18.3572	5.9400e-003	0.0000	18.5057
Total	**0.0100**	**0.1131**	**0.0653**	**2.1000e-004**	**0.0517**	**4.6500e-003**	**0.0564**	**5.5800e-003**	**4.2800e-003**	**9.8600e-003**	**0.0000**	**18.3572**	**18.3572**	**5.9400e-003**	**0.0000**	**18.5057**

3.4 Pile Driving - 2021

Mitigated Construction Off-Site

	ROG	NOx	CO	SO2	Fugitive PM10	Exhaust PM10	PM10 Total	Fugitive PM2.5	Exhaust PM2.5	PM2.5 Total	Bio- CO2	NBio- CO2	Total CO2	CH4	N2O	CO2e
Category	tons/yr										MT/yr					
Hauling	0.0000	0.0000	0.0000	0.0000	0.0000	0.0000	0.0000	0.0000	0.0000	0.0000	0.0000	0.0000	0.0000	0.0000	0.0000	0.0000
Vendor	0.0000	0.0000	0.0000	0.0000	0.0000	0.0000	0.0000	0.0000	0.0000	0.0000	0.0000	0.0000	0.0000	0.0000	0.0000	0.0000
Worker	4.3000e-004	2.9000e-004	3.1500e-003	1.0000e-005	1.1000e-003	1.0000e-005	1.1100e-003	2.9000e-004	1.0000e-005	3.0000e-004	0.0000	0.8889	0.8889	2.0000e-005	0.0000	0.8894
Total	**4.3000e-004**	**2.9000e-004**	**3.1500e-003**	**1.0000e-005**	**1.1000e-003**	**1.0000e-005**	**1.1100e-003**	**2.9000e-004**	**1.0000e-005**	**3.0000e-004**	**0.0000**	**0.8889**	**0.8889**	**2.0000e-005**	**0.0000**	**0.8894**

3.5 Grading - 2021

Unmitigated Construction On-Site

	ROG	NOx	CO	SO2	Fugitive PM10	Exhaust PM10	PM10 Total	Fugitive PM2.5	Exhaust PM2.5	PM2.5 Total	Bio- CO2	NBio- CO2	Total CO2	CH4	N2O	CO2e
Category	tons/yr										MT/yr					
Fugitive Dust					0.2494	0.0000	0.2494	0.0668	0.0000	0.0668	0.0000	0.0000	0.0000	0.0000	0.0000	0.0000
Off-Road	0.0738	0.8482	0.4684	1.0700e-003		0.0343	0.0343		0.0316	0.0316	0.0000	94.2470	94.2470	0.0305	0.0000	95.0090
Total	**0.0738**	**0.8482**	**0.4684**	**1.0700e-003**	**0.2494**	**0.0343**	**0.2837**	**0.0668**	**0.0316**	**0.0984**	**0.0000**	**94.2470**	**94.2470**	**0.0305**	**0.0000**	**95.0090**

3.5 Grading - 2021

Unmitigated Construction Off-Site

	ROG	NOx	CO	SO2	Fugitive PM10	Exhaust PM10	PM10 Total	Fugitive PM2.5	Exhaust PM2.5	PM2.5 Total	Bio- CO2	NBio- CO2	Total CO2	CH4	N2O	CO2e
Category	tons/yr										MT/yr					
Hauling	6.0000e-005	2.5600e-003	3.5000e-004	1.0000e-005	2.0000e-004	1.0000e-005	2.1000e-004	5.0000e-005	1.0000e-005	6.0000e-005	0.0000	0.8251	0.8251	5.0000e-005	0.0000	0.8264
Vendor	0.0000	0.0000	0.0000	0.0000	0.0000	0.0000	0.0000	0.0000	0.0000	0.0000	0.0000	0.0000	0.0000	0.0000	0.0000	0.0000
Worker	1.2900e-003	8.7000e-004	9.4400e-003	3.0000e-005	3.3000e-003	2.0000e-005	3.3200e-003	8.8000e-004	2.0000e-005	8.9000e-004	0.0000	2.6665	2.6665	6.0000e-005	0.0000	2.6681
Total	**1.3500e-003**	**3.4300e-003**	**9.7900e-003**	**4.0000e-005**	**3.5000e-003**	**3.0000e-005**	**3.5300e-003**	**9.3000e-004**	**3.0000e-005**	**9.5000e-004**	**0.0000**	**3.4917**	**3.4917**	**1.1000e-004**	**0.0000**	**3.4945**

Mitigated Construction On-Site

	ROG	NOx	CO	SO2	Fugitive PM10	Exhaust PM10	PM10 Total	Fugitive PM2.5	Exhaust PM2.5	PM2.5 Total	Bio- CO2	NBio- CO2	Total CO2	CH4	N2O	CO2e
Category	tons/yr										MT/yr					
Fugitive Dust					0.0973	0.0000	0.0973	0.0261	0.0000	0.0261	0.0000	0.0000	0.0000	0.0000	0.0000	0.0000
Off-Road	0.0738	0.8482	0.4684	1.0700e-003		0.0343	0.0343		0.0316	0.0316	0.0000	94.2469	94.2469	0.0305	0.0000	95.0089
Total	**0.0738**	**0.8482**	**0.4684**	**1.0700e-003**	**0.0973**	**0.0343**	**0.1316**	**0.0261**	**0.0316**	**0.0576**	**0.0000**	**94.2469**	**94.2469**	**0.0305**	**0.0000**	**95.0089**

3.5 Grading - 2021

Mitigated Construction Off-Site

	ROG	NOx	CO	SO2	Fugitive PM10	Exhaust PM10	PM10 Total	Fugitive PM2.5	Exhaust PM2.5	PM2.5 Total	Bio- CO2	NBio- CO2	Total CO2	CH4	N2O	CO2e
Category	tons/yr										MT/yr					
Hauling	6.0000e-005	2.5600e-003	3.5000e-004	1.0000e-005	2.0000e-004	1.0000e-005	2.1000e-004	5.0000e-005	1.0000e-005	6.0000e-005	0.0000	0.8251	0.8251	5.0000e-005	0.0000	0.8264
Vendor	0.0000	0.0000	0.0000	0.0000	0.0000	0.0000	0.0000	0.0000	0.0000	0.0000	0.0000	0.0000	0.0000	0.0000	0.0000	0.0000
Worker	1.2900e-003	8.7000e-004	9.4400e-003	3.0000e-005	3.3000e-003	2.0000e-005	3.3200e-003	8.8000e-004	2.0000e-005	8.9000e-004	0.0000	2.6665	2.6665	6.0000e-005	0.0000	2.6681
Total	**1.3500e-003**	**3.4300e-003**	**9.7900e-003**	**4.0000e-005**	**3.5000e-003**	**3.0000e-005**	**3.5300e-003**	**9.3000e-004**	**3.0000e-005**	**9.5000e-004**	**0.0000**	**3.4917**	**3.4917**	**1.1000e-004**	**0.0000**	**3.4945**

3.6 Building Construction - 2021

Unmitigated Construction On-Site

	ROG	NOx	CO	SO2	Fugitive PM10	Exhaust PM10	PM10 Total	Fugitive PM2.5	Exhaust PM2.5	PM2.5 Total	Bio- CO2	NBio- CO2	Total CO2	CH4	N2O	CO2e
Category	tons/yr										MT/yr					
Off-Road	0.1074	1.1718	0.6277	1.4800e-003		0.0509	0.0509		0.0475	0.0475	0.0000	128.7729	128.7729	0.0351	0.0000	129.6499
Total	**0.1074**	**1.1718**	**0.6277**	**1.4800e-003**		**0.0509**	**0.0509**		**0.0475**	**0.0475**	**0.0000**	**128.7729**	**128.7729**	**0.0351**	**0.0000**	**129.6499**

3.6 Building Construction - 2021

Unmitigated Construction Off-Site

	ROG	NOx	CO	SO2	Fugitive PM10	Exhaust PM10	PM10 Total	Fugitive PM2.5	Exhaust PM2.5	PM2.5 Total	Bio- CO2	NBio- CO2	Total CO2	CH4	N2O	CO2e
Category	tons/yr										MT/yr					
Hauling	0.0000	0.0000	0.0000	0.0000	0.0000	0.0000	0.0000	0.0000	0.0000	0.0000	0.0000	0.0000	0.0000	0.0000	0.0000	0.0000
Vendor	0.0422	1.6470	0.3169	4.5000e-003	0.1116	3.1500e-003	0.1147	0.0322	3.0100e-003	0.0352	0.0000	430.9543	430.9543	0.0329	0.0000	431.7761
Worker	0.1939	0.1307	1.4238	4.4500e-003	0.4971	2.9800e-003	0.5001	0.1320	2.7400e-003	0.1348	0.0000	402.0208	402.0208	9.3600e-003	0.0000	402.2549
Total	**0.2361**	**1.7777**	**1.7407**	**8.9500e-003**	**0.6087**	**6.1300e-003**	**0.6148**	**0.1642**	**5.7500e-003**	**0.1700**	**0.0000**	**832.9750**	**832.9750**	**0.0422**	**0.0000**	**834.0310**

Mitigated Construction On-Site

	ROG	NOx	CO	SO2	Fugitive PM10	Exhaust PM10	PM10 Total	Fugitive PM2.5	Exhaust PM2.5	PM2.5 Total	Bio- CO2	NBio- CO2	Total CO2	CH4	N2O	CO2e
Category	tons/yr										MT/yr					
Off-Road	0.1074	1.1718	0.6277	1.4800e-003		0.0509	0.0509		0.0475	0.0475	0.0000	128.7728	128.7728	0.0351	0.0000	129.6498
Total	**0.1074**	**1.1718**	**0.6277**	**1.4800e-003**		**0.0509**	**0.0509**		**0.0475**	**0.0475**	**0.0000**	**128.7728**	**128.7728**	**0.0351**	**0.0000**	**129.6498**

3.6 Building Construction - 2021

Mitigated Construction Off-Site

	ROG	NOx	CO	SO2	Fugitive PM10	Exhaust PM10	PM10 Total	Fugitive PM2.5	Exhaust PM2.5	PM2.5 Total	Bio- CO2	NBio- CO2	Total CO2	CH4	N2O	CO2e
Category	tons/yr										MT/yr					
Hauling	0.0000	0.0000	0.0000	0.0000	0.0000	0.0000	0.0000	0.0000	0.0000	0.0000	0.0000	0.0000	0.0000	0.0000	0.0000	0.0000
Vendor	0.0422	1.6470	0.3169	4.5000e-003	0.1116	3.1500e-003	0.1147	0.0322	3.0100e-003	0.0352	0.0000	430.9543	430.9543	0.0329	0.0000	431.7761
Worker	0.1939	0.1307	1.4238	4.4500e-003	0.4971	2.9800e-003	0.5001	0.1320	2.7400e-003	0.1348	0.0000	402.0208	402.0208	9.3600e-003	0.0000	402.2549
Total	**0.2361**	**1.7777**	**1.7407**	**8.9500e-003**	**0.6087**	**6.1300e-003**	**0.6148**	**0.1642**	**5.7500e-003**	**0.1700**	**0.0000**	**832.9750**	**832.9750**	**0.0422**	**0.0000**	**834.0310**

3.6 Building Construction - 2022

Unmitigated Construction On-Site

	ROG	NOx	CO	SO2	Fugitive PM10	Exhaust PM10	PM10 Total	Fugitive PM2.5	Exhaust PM2.5	PM2.5 Total	Bio- CO2	NBio- CO2	Total CO2	CH4	N2O	CO2e
Category	tons/yr										MT/yr					
Off-Road	0.3579	3.8098	2.2617	5.5000e-003		0.1631	0.1631		0.1522	0.1522	0.0000	477.3136	477.3136	0.1295	0.0000	480.5511
Total	**0.3579**	**3.8098**	**2.2617**	**5.5000e-003**		**0.1631**	**0.1631**		**0.1522**	**0.1522**	**0.0000**	**477.3136**	**477.3136**	**0.1295**	**0.0000**	**480.5511**

3.6 Building Construction - 2022

Unmitigated Construction Off-Site

	ROG	NOx	CO	SO2	Fugitive PM10	Exhaust PM10	PM10 Total	Fugitive PM2.5	Exhaust PM2.5	PM2.5 Total	Bio- CO2	NBio- CO2	Total CO2	CH4	N2O	CO2e
Category	tons/yr										MT/yr					
Hauling	0.0000	0.0000	0.0000	0.0000	0.0000	0.0000	0.0000	0.0000	0.0000	0.0000	0.0000	0.0000	0.0000	0.0000	0.0000	0.0000
Vendor	0.1459	5.7570	1.0951	0.0166	0.4139	9.8300e-003	0.4237	0.1194	9.4000e-003	0.1288	0.0000	1,585.1491	1,585.1491	0.1156	0.0000	1,588.0380
Worker	0.6741	0.4362	4.8664	0.0159	1.8444	0.0108	1.8552	0.4898	9.9100e-003	0.4997	0.0000	1,437.1263	1,437.1263	0.0312	0.0000	1,437.9071
Total	**0.8200**	**6.1932**	**5.9615**	**0.0325**	**2.2583**	**0.0206**	**2.2789**	**0.6092**	**0.0193**	**0.6285**	**0.0000**	**3,022.2755**	**3,022.2755**	**0.1468**	**0.0000**	**3,025.9451**

Mitigated Construction On-Site

	ROG	NOx	CO	SO2	Fugitive PM10	Exhaust PM10	PM10 Total	Fugitive PM2.5	Exhaust PM2.5	PM2.5 Total	Bio- CO2	NBio- CO2	Total CO2	CH4	N2O	CO2e
Category	tons/yr										MT/yr					
Off-Road	0.3579	3.8097	2.2617	5.5000e-003		0.1631	0.1631		0.1522	0.1522	0.0000	477.3130	477.3130	0.1295	0.0000	480.5505
Total	**0.3579**	**3.8097**	**2.2617**	**5.5000e-003**		**0.1631**	**0.1631**		**0.1522**	**0.1522**	**0.0000**	**477.3130**	**477.3130**	**0.1295**	**0.0000**	**480.5505**

3.6 Building Construction - 2022

Mitigated Construction Off-Site

	ROG	NOx	CO	SO2	Fugitive PM10	Exhaust PM10	PM10 Total	Fugitive PM2.5	Exhaust PM2.5	PM2.5 Total	Bio- CO2	NBio- CO2	Total CO2	CH4	N2O	CO2e
Category	tons/yr										MT/yr					
Hauling	0.0000	0.0000	0.0000	0.0000	0.0000	0.0000	0.0000	0.0000	0.0000	0.0000	0.0000	0.0000	0.0000	0.0000	0.0000	0.0000
Vendor	0.1459	5.7570	1.0951	0.0166	0.4139	9.8300e-003	0.4237	0.1194	9.4000e-003	0.1288	0.0000	1,585.1491	1,585.1491	0.1156	0.0000	1,588.0380
Worker	0.6741	0.4362	4.8664	0.0159	1.8444	0.0108	1.8552	0.4898	9.9100e-003	0.4997	0.0000	1,437.1263	1,437.1263	0.0312	0.0000	1,437.9071
Total	**0.8200**	**6.1932**	**5.9615**	**0.0325**	**2.2583**	**0.0206**	**2.2789**	**0.6092**	**0.0193**	**0.6285**	**0.0000**	**3,022.2755**	**3,022.2755**	**0.1468**	**0.0000**	**3,025.9451**

3.7 Paving - 2022

Unmitigated Construction On-Site

	ROG	NOx	CO	SO2	Fugitive PM10	Exhaust PM10	PM10 Total	Fugitive PM2.5	Exhaust PM2.5	PM2.5 Total	Bio- CO2	NBio- CO2	Total CO2	CH4	N2O	CO2e
Category	tons/yr										MT/yr					
Off-Road	0.0276	0.2781	0.3645	5.7000e-004		0.0142	0.0142		0.0131	0.0131	0.0000	50.0689	50.0689	0.0162	0.0000	50.4737
Paving	0.0538					0.0000	0.0000		0.0000	0.0000	0.0000	0.0000	0.0000	0.0000	0.0000	0.0000
Total	**0.0814**	**0.2781**	**0.3645**	**5.7000e-004**		**0.0142**	**0.0142**		**0.0131**	**0.0131**	**0.0000**	**50.0689**	**50.0689**	**0.0162**	**0.0000**	**50.4737**

3.7 Paving - 2022

Unmitigated Construction Off-Site

	ROG	NOx	CO	SO2	Fugitive PM10	Exhaust PM10	PM10 Total	Fugitive PM2.5	Exhaust PM2.5	PM2.5 Total	Bio- CO2	NBio- CO2	Total CO2	CH4	N2O	CO2e
Category	tons/yr										MT/yr					
Hauling	0.0000	0.0000	0.0000	0.0000	0.0000	0.0000	0.0000	0.0000	0.0000	0.0000	0.0000	0.0000	0.0000	0.0000	0.0000	0.0000
Vendor	0.0000	0.0000	0.0000	0.0000	0.0000	0.0000	0.0000	0.0000	0.0000	0.0000	0.0000	0.0000	0.0000	0.0000	0.0000	0.0000
Worker	1.5100e-003	9.7000e-004	0.0109	4.0000e-005	4.1200e-003	2.0000e-005	4.1500e-003	1.0900e-003	2.0000e-005	1.1200e-003	0.0000	3.2115	3.2115	7.0000e-005	0.0000	3.2133
Total	**1.5100e-003**	**9.7000e-004**	**0.0109**	**4.0000e-005**	**4.1200e-003**	**2.0000e-005**	**4.1500e-003**	**1.0900e-003**	**2.0000e-005**	**1.1200e-003**	**0.0000**	**3.2115**	**3.2115**	**7.0000e-005**	**0.0000**	**3.2133**

Mitigated Construction On-Site

	ROG	NOx	CO	SO2	Fugitive PM10	Exhaust PM10	PM10 Total	Fugitive PM2.5	Exhaust PM2.5	PM2.5 Total	Bio- CO2	NBio- CO2	Total CO2	CH4	N2O	CO2e
Category	tons/yr										MT/yr					
Off-Road	0.0276	0.2781	0.3645	5.7000e-004		0.0142	0.0142		0.0131	0.0131	0.0000	50.0688	50.0688	0.0162	0.0000	50.4737
Paving	0.0538					0.0000	0.0000		0.0000	0.0000	0.0000	0.0000	0.0000	0.0000	0.0000	0.0000
Total	**0.0814**	**0.2781**	**0.3645**	**5.7000e-004**		**0.0142**	**0.0142**		**0.0131**	**0.0131**	**0.0000**	**50.0688**	**50.0688**	**0.0162**	**0.0000**	**50.4737**

3.7 Paving - 2022

Mitigated Construction Off-Site

	ROG	NOx	CO	SO2	Fugitive PM10	Exhaust PM10	PM10 Total	Fugitive PM2.5	Exhaust PM2.5	PM2.5 Total	Bio- CO2	NBio- CO2	Total CO2	CH4	N2O	CO2e
Category	tons/yr										MT/yr					
Hauling	0.0000	0.0000	0.0000	0.0000	0.0000	0.0000	0.0000	0.0000	0.0000	0.0000	0.0000	0.0000	0.0000	0.0000	0.0000	0.0000
Vendor	0.0000	0.0000	0.0000	0.0000	0.0000	0.0000	0.0000	0.0000	0.0000	0.0000	0.0000	0.0000	0.0000	0.0000	0.0000	0.0000
Worker	1.5100e-003	9.7000e-004	0.0109	4.0000e-005	4.1200e-003	2.0000e-005	4.1500e-003	1.0900e-003	2.0000e-005	1.1200e-003	0.0000	3.2115	3.2115	7.0000e-005	0.0000	3.2133
Total	**1.5100e-003**	**9.7000e-004**	**0.0109**	**4.0000e-005**	**4.1200e-003**	**2.0000e-005**	**4.1500e-003**	**1.0900e-003**	**2.0000e-005**	**1.1200e-003**	**0.0000**	**3.2115**	**3.2115**	**7.0000e-005**	**0.0000**	**3.2133**

3.8 Architectural Coating - 2022

Unmitigated Construction On-Site

	ROG	NOx	CO	SO2	Fugitive PM10	Exhaust PM10	PM10 Total	Fugitive PM2.5	Exhaust PM2.5	PM2.5 Total	Bio- CO2	NBio- CO2	Total CO2	CH4	N2O	CO2e
Category	tons/yr										MT/yr					
Archit. Coating	3.3365					0.0000	0.0000		0.0000	0.0000	0.0000	0.0000	0.0000	0.0000	0.0000	0.0000
Off-Road	0.0164	0.1127	0.1451	2.4000e-004		6.5400e-003	6.5400e-003		6.5400e-003	6.5400e-003	0.0000	20.4260	20.4260	1.3300e-003	0.0000	20.4593
Total	**3.3529**	**0.1127**	**0.1451**	**2.4000e-004**		**6.5400e-003**	**6.5400e-003**		**6.5400e-003**	**6.5400e-003**	**0.0000**	**20.4260**	**20.4260**	**1.3300e-003**	**0.0000**	**20.4593**

3.8 Architectural Coating - 2022

Unmitigated Construction Off-Site

	ROG	NOx	CO	SO2	Fugitive PM10	Exhaust PM10	PM10 Total	Fugitive PM2.5	Exhaust PM2.5	PM2.5 Total	Bio- CO2	NBio- CO2	Total CO2	CH4	N2O	CO2e
Category	tons/yr										MT/yr					
Hauling	0.0000	0.0000	0.0000	0.0000	0.0000	0.0000	0.0000	0.0000	0.0000	0.0000	0.0000	0.0000	0.0000	0.0000	0.0000	0.0000
Vendor	0.0000	0.0000	0.0000	0.0000	0.0000	0.0000	0.0000	0.0000	0.0000	0.0000	0.0000	0.0000	0.0000	0.0000	0.0000	0.0000
Worker	0.0632	0.0409	0.4559	1.4900e-003	0.1728	1.0100e-003	0.1738	0.0459	9.3000e-004	0.0468	0.0000	134.6278	134.6278	2.9300e-003	0.0000	134.7010
Total	**0.0632**	**0.0409**	**0.4559**	**1.4900e-003**	**0.1728**	**1.0100e-003**	**0.1738**	**0.0459**	**9.3000e-004**	**0.0468**	**0.0000**	**134.6278**	**134.6278**	**2.9300e-003**	**0.0000**	**134.7010**

Mitigated Construction On-Site

	ROG	NOx	CO	SO2	Fugitive PM10	Exhaust PM10	PM10 Total	Fugitive PM2.5	Exhaust PM2.5	PM2.5 Total	Bio- CO2	NBio- CO2	Total CO2	CH4	N2O	CO2e
Category	tons/yr										MT/yr					
Archit. Coating	3.3365					0.0000	0.0000		0.0000	0.0000	0.0000	0.0000	0.0000	0.0000	0.0000	0.0000
Off-Road	0.0164	0.1127	0.1451	2.4000e-004		6.5400e-003	6.5400e-003		6.5400e-003	6.5400e-003	0.0000	20.4260	20.4260	1.3300e-003	0.0000	20.4593
Total	**3.3529**	**0.1127**	**0.1451**	**2.4000e-004**		**6.5400e-003**	**6.5400e-003**		**6.5400e-003**	**6.5400e-003**	**0.0000**	**20.4260**	**20.4260**	**1.3300e-003**	**0.0000**	**20.4593**

3.8 Architectural Coating - 2022

Mitigated Construction Off-Site

	ROG	NOx	CO	SO2	Fugitive PM10	Exhaust PM10	PM10 Total	Fugitive PM2.5	Exhaust PM2.5	PM2.5 Total	Bio- CO2	NBio- CO2	Total CO2	CH4	N2O	CO2e
Category	tons/yr										MT/yr					
Hauling	0.0000	0.0000	0.0000	0.0000	0.0000	0.0000	0.0000	0.0000	0.0000	0.0000	0.0000	0.0000	0.0000	0.0000	0.0000	0.0000
Vendor	0.0000	0.0000	0.0000	0.0000	0.0000	0.0000	0.0000	0.0000	0.0000	0.0000	0.0000	0.0000	0.0000	0.0000	0.0000	0.0000
Worker	0.0632	0.0409	0.4559	1.4900e-003	0.1728	1.0100e-003	0.1738	0.0459	9.3000e-004	0.0468	0.0000	134.6278	134.6278	2.9300e-003	0.0000	134.7010
Total	**0.0632**	**0.0409**	**0.4559**	**1.4900e-003**	**0.1728**	**1.0100e-003**	**0.1738**	**0.0459**	**9.3000e-004**	**0.0468**	**0.0000**	**134.6278**	**134.6278**	**2.9300e-003**	**0.0000**	**134.7010**

4.0 Operational Detail - Mobile

4.1 Mitigation Measures Mobile

	ROG	NOx	CO	SO2	Fugitive PM10	Exhaust PM10	PM10 Total	Fugitive PM2.5	Exhaust PM2.5	PM2.5 Total	Bio- CO2	NBio- CO2	Total CO2	CH4	N2O	CO2e
Category	tons/yr										MT/yr					
Mitigated	0.0000	0.0000	0.0000	0.0000	0.0000	0.0000	0.0000	0.0000	0.0000	0.0000	0.0000	0.0000	0.0000	0.0000	0.0000	0.0000
Unmitigated	0.0000	0.0000	0.0000	0.0000	0.0000	0.0000	0.0000	0.0000	0.0000	0.0000	0.0000	0.0000	0.0000	0.0000	0.0000	0.0000

4.2 Trip Summary Information

	Average Daily Trip Rate			Unmitigated	Mitigated
Land Use	Weekday	Saturday	Sunday	Annual VMT	Annual VMT
Other Asphalt Surfaces	0.00	0.00	0.00		
Parking Lot	0.00	0.00	0.00		
Unrefrigerated Warehouse-No Rail	0.00	0.00	0.00		
Total	0.00	0.00	0.00		

4.3 Trip Type Information

	Miles			Trip %			Trip Purpose %		
Land Use	H-W or C-W	H-S or C-C	H-O or C-NW	H-W or C-W	H-S or C-C	H-O or C-NW	Primary	Diverted	Pass-by
Other Asphalt Surfaces	0.00	0.00	0.00	0.00	0.00	0.00	0	0	0
Parking Lot	0.00	0.00	0.00	0.00	0.00	0.00	0	0	0
Unrefrigerated Warehouse-No	0.00	0.00	0.00	0.00	0.00	0.00	0	0	0

4.4 Fleet Mix

Land Use	LDA	LDT1	LDT2	MDV	LHD1	LHD2	MHD	HHD	OBUS	UBUS	MCY	SBUS	MH
Other Asphalt Surfaces	0.545527	0.036856	0.186032	0.115338	0.015222	0.004970	0.017525	0.069528	0.001397	0.001160	0.004547	0.000932	0.000965
Parking Lot	0.545527	0.036856	0.186032	0.115338	0.015222	0.004970	0.017525	0.069528	0.001397	0.001160	0.004547	0.000932	0.000965
Unrefrigerated Warehouse-No Rail	0.545527	0.036856	0.186032	0.115338	0.015222	0.004970	0.017525	0.069528	0.001397	0.001160	0.004547	0.000932	0.000965

5.0 Energy Detail

Historical Energy Use: N

5.1 Mitigation Measures Energy

	ROG	NOx	CO	SO2	Fugitive PM10	Exhaust PM10	PM10 Total	Fugitive PM2.5	Exhaust PM2.5	PM2.5 Total	Bio- CO2	NBio- CO2	Total CO2	CH4	N2O	CO2e
Category	tons/yr										MT/yr					
Electricity Mitigated						0.0000	0.0000		0.0000	0.0000	0.0000	0.0000	0.0000	0.0000	0.0000	0.0000
Electricity Unmitigated						0.0000	0.0000		0.0000	0.0000	0.0000	0.0000	0.0000	0.0000	0.0000	0.0000
NaturalGas Mitigated	0.0000	0.0000	0.0000	0.0000		0.0000	0.0000		0.0000	0.0000	0.0000	0.0000	0.0000	0.0000	0.0000	0.0000
NaturalGas Unmitigated	0.0000	0.0000	0.0000	0.0000		0.0000	0.0000		0.0000	0.0000	0.0000	0.0000	0.0000	0.0000	0.0000	0.0000

5.2 Energy by Land Use - NaturalGas

Unmitigated

	NaturalGas Use	ROG	NOx	CO	SO2	Fugitive PM10	Exhaust PM10	PM10 Total	Fugitive PM2.5	Exhaust PM2.5	PM2.5 Total	Bio- CO2	NBio- CO2	Total CO2	CH4	N2O	CO2e
Land Use	kBTU/yr	tons/yr										MT/yr					
Other Asphalt Surfaces	0	0.0000	0.0000	0.0000	0.0000		0.0000	0.0000		0.0000	0.0000	0.0000	0.0000	0.0000	0.0000	0.0000	0.0000
Parking Lot	0	0.0000	0.0000	0.0000	0.0000		0.0000	0.0000		0.0000	0.0000	0.0000	0.0000	0.0000	0.0000	0.0000	0.0000
Unrefrigerated Warehouse-No Rail	0	0.0000	0.0000	0.0000	0.0000		0.0000	0.0000		0.0000	0.0000	0.0000	0.0000	0.0000	0.0000	0.0000	0.0000
Total		**0.0000**	**0.0000**	**0.0000**	**0.0000**		**0.0000**	**0.0000**		**0.0000**	**0.0000**	**0.0000**	**0.0000**	**0.0000**	**0.0000**	**0.0000**	**0.0000**

Mitigated

	NaturalGas Use	ROG	NOx	CO	SO2	Fugitive PM10	Exhaust PM10	PM10 Total	Fugitive PM2.5	Exhaust PM2.5	PM2.5 Total	Bio- CO2	NBio- CO2	Total CO2	CH4	N2O	CO2e
Land Use	kBTU/yr	tons/yr										MT/yr					
Other Asphalt Surfaces	0	0.0000	0.0000	0.0000	0.0000		0.0000	0.0000		0.0000	0.0000	0.0000	0.0000	0.0000	0.0000	0.0000	0.0000
Parking Lot	0	0.0000	0.0000	0.0000	0.0000		0.0000	0.0000		0.0000	0.0000	0.0000	0.0000	0.0000	0.0000	0.0000	0.0000
Unrefrigerated Warehouse-No Rail	0	0.0000	0.0000	0.0000	0.0000		0.0000	0.0000		0.0000	0.0000	0.0000	0.0000	0.0000	0.0000	0.0000	0.0000
Total		**0.0000**	**0.0000**	**0.0000**	**0.0000**		**0.0000**	**0.0000**		**0.0000**	**0.0000**	**0.0000**	**0.0000**	**0.0000**	**0.0000**	**0.0000**	**0.0000**

5.3 Energy by Land Use - Electricity

Unmitigated

	Electricity Use	Total CO2	CH4	N2O	CO2e
Land Use	kWh/yr	MT/yr			
Other Asphalt Surfaces	0	0.0000	0.0000	0.0000	0.0000
Parking Lot	0	0.0000	0.0000	0.0000	0.0000
Unrefrigerated Warehouse-No Rail	0	0.0000	0.0000	0.0000	0.0000
Total		**0.0000**	**0.0000**	**0.0000**	**0.0000**

Mitigated

	Electricity Use	Total CO2	CH4	N2O	CO2e
Land Use	kWh/yr	MT/yr			
Other Asphalt Surfaces	0	0.0000	0.0000	0.0000	0.0000
Parking Lot	0	0.0000	0.0000	0.0000	0.0000
Unrefrigerated Warehouse-No Rail	0	0.0000	0.0000	0.0000	0.0000
Total		**0.0000**	**0.0000**	**0.0000**	**0.0000**

6.0 Area Detail

6.1 Mitigation Measures Area

	ROG	NOx	CO	SO2	Fugitive PM10	Exhaust PM10	PM10 Total	Fugitive PM2.5	Exhaust PM2.5	PM2.5 Total	Bio- CO2	NBio- CO2	Total CO2	CH4	N2O	CO2e
Category	tons/yr										MT/yr					
Mitigated	5.5768	4.1000e-004	0.0448	0.0000		1.6000e-004	1.6000e-004		1.6000e-004	1.6000e-004	0.0000	0.0870	0.0870	2.3000e-004	0.0000	0.0927
Unmitigated	5.5768	4.1000e-004	0.0448	0.0000		1.6000e-004	1.6000e-004		1.6000e-004	1.6000e-004	0.0000	0.0870	0.0870	2.3000e-004	0.0000	0.0927

6.2 Area by SubCategory

Unmitigated

	ROG	NOx	CO	SO2	Fugitive PM10	Exhaust PM10	PM10 Total	Fugitive PM2.5	Exhaust PM2.5	PM2.5 Total	Bio- CO2	NBio- CO2	Total CO2	CH4	N2O	CO2e
SubCategory	tons/yr										MT/yr					
Architectural Coating	0.6424					0.0000	0.0000		0.0000	0.0000	0.0000	0.0000	0.0000	0.0000	0.0000	0.0000
Consumer Products	4.9302					0.0000	0.0000		0.0000	0.0000	0.0000	0.0000	0.0000	0.0000	0.0000	0.0000
Landscaping	4.1700e-003	4.1000e-004	0.0448	0.0000		1.6000e-004	1.6000e-004		1.6000e-004	1.6000e-004	0.0000	0.0870	0.0870	2.3000e-004	0.0000	0.0927
Total	**5.5768**	**4.1000e-004**	**0.0448**	**0.0000**		**1.6000e-004**	**1.6000e-004**		**1.6000e-004**	**1.6000e-004**	**0.0000**	**0.0870**	**0.0870**	**2.3000e-004**	**0.0000**	**0.0927**

Mitigated

	ROG	NOx	CO	SO2	Fugitive PM10	Exhaust PM10	PM10 Total	Fugitive PM2.5	Exhaust PM2.5	PM2.5 Total	Bio- CO2	NBio- CO2	Total CO2	CH4	N2O	CO2e
SubCategory	tons/yr										MT/yr					
Architectural Coating	0.6424					0.0000	0.0000		0.0000	0.0000	0.0000	0.0000	0.0000	0.0000	0.0000	0.0000
Consumer Products	4.9302					0.0000	0.0000		0.0000	0.0000	0.0000	0.0000	0.0000	0.0000	0.0000	0.0000
Landscaping	4.1700e-003	4.1000e-004	0.0448	0.0000		1.6000e-004	1.6000e-004		1.6000e-004	1.6000e-004	0.0000	0.0870	0.0870	2.3000e-004	0.0000	0.0927
Total	**5.5768**	**4.1000e-004**	**0.0448**	**0.0000**		**1.6000e-004**	**1.6000e-004**		**1.6000e-004**	**1.6000e-004**	**0.0000**	**0.0870**	**0.0870**	**2.3000e-004**	**0.0000**	**0.0927**

7.0 Water Detail

7.1 Mitigation Measures Water

	Total CO2	CH4	N2O	CO2e
Category	MT/yr			
Mitigated	0.0000	0.0000	0.0000	0.0000
Unmitigated	0.0000	0.0000	0.0000	0.0000

7.2 Water by Land Use

Unmitigated

	Indoor/Outdoor Use	Total CO2	CH4	N2O	CO2e
Land Use	Mgal	MT/yr			
Other Asphalt Surfaces	0 / 0	0.0000	0.0000	0.0000	0.0000
Parking Lot	0 / 0	0.0000	0.0000	0.0000	0.0000
Unrefrigerated Warehouse-No Rail	0 / 0	0.0000	0.0000	0.0000	0.0000
Total		**0.0000**	**0.0000**	**0.0000**	**0.0000**

7.2 Water by Land Use

Mitigated

	Indoor/Outdoor Use	Total CO2	CH4	N2O	CO2e
Land Use	Mgal	MT/yr			
Other Asphalt Surfaces	0 / 0	0.0000	0.0000	0.0000	0.0000
Parking Lot	0 / 0	0.0000	0.0000	0.0000	0.0000
Unrefrigerated Warehouse-No Rail	0 / 0	0.0000	0.0000	0.0000	0.0000
Total		**0.0000**	**0.0000**	**0.0000**	**0.0000**

8.0 Waste Detail

8.1 Mitigation Measures Waste

Category/Year

	Total CO2	CH4	N2O	CO2e
	MT/yr			
Mitigated	0.0000	0.0000	0.0000	0.0000
Unmitigated	0.0000	0.0000	0.0000	0.0000

8.2 Waste by Land Use

Unmitigated

	Waste Disposed	Total CO2	CH4	N2O	CO2e
Land Use	tons	MT/yr			
Other Asphalt Surfaces	0	0.0000	0.0000	0.0000	0.0000
Parking Lot	0	0.0000	0.0000	0.0000	0.0000
Unrefrigerated Warehouse-No Rail	0	0.0000	0.0000	0.0000	0.0000
Total		**0.0000**	**0.0000**	**0.0000**	**0.0000**

8.2 Waste by Land Use

Mitigated

	Waste Disposed	Total CO2	CH4	N2O	CO2e
Land Use	tons	MT/yr			
Other Asphalt Surfaces	0	0.0000	0.0000	0.0000	0.0000
Parking Lot	0	0.0000	0.0000	0.0000	0.0000
Unrefrigerated Warehouse-No Rail	0	0.0000	0.0000	0.0000	0.0000
Total		**0.0000**	**0.0000**	**0.0000**	**0.0000**

9.0 Operational Offroad

Equipment Type	Number	Hours/Day	Days/Year	Horse Power	Load Factor	Fuel Type

10.0 Stationary Equipment

Fire Pumps and Emergency Generators

Equipment Type	Number	Hours/Day	Hours/Year	Horse Power	Load Factor	Fuel Type

Boilers

Equipment Type	Number	Heat Input/Day	Heat Input/Year	Boiler Rating	Fuel Type

User Defined Equipment

Equipment Type	Number

11.0 Vegetation

This page intentionally left blank

APPENDIX 4.2:

CALEEMOD PROJECT ANNUAL OPERATIONAL (PASSENGER CARS) EMISSIONS MODEL OUTPUTS

Moreno Valley Trade Center - Warehouse (Operations - Passenger Cars)

Riverside-South Coast County, Annual

1.0 Project Characteristics

1.1 Land Usage

Land Uses	Size	Metric	Lot Acreage	Floor Surface Area	Population
Unrefrigerated Warehouse-No Rail	1,332.38	1000sqft	30.59	1,332,380.00	0
Other Asphalt Surfaces	1,534.11	1000sqft	35.22	1,534,105.00	0
Parking Lot	637.00	Space	5.84	254,800.00	0

1.2 Other Project Characteristics

Urbanization	Urban	**Wind Speed (m/s)**	2.4	**Precipitation Freq (Days)**	28
Climate Zone	10			**Operational Year**	2022
Utility Company	Southern California Edison				
CO2 Intensity (lb/MWhr)	702.44	**CH4 Intensity (lb/MWhr)**	0.029	**N2O Intensity (lb/MWhr)**	0.006

1.3 User Entered Comments & Non-Default Data

Project Characteristics -

Land Use - Total Project Area is 71.65 acres.

Construction Phase - Operations Run Only.

Off-road Equipment - Operations Run Only.

Trips and VMT - Operations Run Only.

Vehicle Trips - Trip Characteristics based on information provided in the Moreno Valley Trade Center Traffic Impact Analysis by Translutions, Inc.

Energy Use - The Project will design building shells and building components to meet 2019 Title 24 Standards which expects 30% less energy for nonresidential uses

Operational Off-Road Equipment - Based on SCAQMD High Cube Warehouse Truck Trip Study White Paper Summary of Busniess Survey Results (2014)

Fleet Mix - Passenger Car Fleet Mix estimated based on the ratio of the vehicle classes in CalEEMod default fleet mix.

Vehicle Emission Factors - EMFAC2017

Vehicle Emission Factors - EMFAC2017

Vehicle Emission Factors - EMFAC2017

Table Name	Column Name	Default Value	New Value
tblConstructionPhase	NumDays	70.00	0.00
tblEnergyUse	LightingElect	1.17	0.82
tblEnergyUse	T24E	0.37	0.26
tblEnergyUse	T24NG	2.00	1.40
tblFleetMix	HHD	0.07	0.00
tblFleetMix	LDA	0.55	0.62
tblFleetMix	LDT1	0.04	0.04
tblFleetMix	LDT2	0.19	0.21
tblFleetMix	LHD1	0.02	0.00
tblFleetMix	LHD2	4.9700e-003	0.00
tblFleetMix	MCY	4.5470e-003	0.00
tblFleetMix	MDV	0.12	0.12
tblFleetMix	MH	9.6500e-004	0.00

tblFleetMix	MHD	0.02	0.00
tblFleetMix	OBUS	1.3970e-003	0.00
tblFleetMix	SBUS	9.3200e-004	0.00
tblFleetMix	UBUS	1.1600e-003	0.00
tblLandUse	LandUseSquareFeet	1,534,110.00	1,534,105.00
tblLandUse	LotAcreage	5.73	5.84
tblOffRoadEquipment	OffRoadEquipmentUnitAmount	1.00	0.00
tblOffRoadEquipment	OffRoadEquipmentUnitAmount	3.00	0.00
tblOffRoadEquipment	OffRoadEquipmentUnitAmount	2.00	0.00
tblOperationalOffRoadEquipment	OperDaysPerYear	260.00	365.00
tblOperationalOffRoadEquipment	OperFuelType	Diesel	CNG
tblOperationalOffRoadEquipment	OperHorsePower	97.00	200.00
tblOperationalOffRoadEquipment	OperHoursPerDay	8.00	4.00
tblOperationalOffRoadEquipment	OperOffRoadEquipmentNumber	0.00	5.00
tblVehicleEF	HHD	1.36	0.03
tblVehicleEF	HHD	0.03	0.02
tblVehicleEF	HHD	0.09	0.00
tblVehicleEF	HHD	3.11	7.94
tblVehicleEF	HHD	0.45	0.25
tblVehicleEF	HHD	1.41	2.7310e-003
tblVehicleEF	HHD	6,423.61	1,427.19
tblVehicleEF	HHD	1,444.51	1,313.58
tblVehicleEF	HHD	4.59	0.02
tblVehicleEF	HHD	24.87	7.34
tblVehicleEF	HHD	2.31	2.57
tblVehicleEF	HHD	0.01	3.4450e-003
tblVehicleEF	HHD	0.06	0.06

tblVehicleEF	HHD	0.04	0.04
tblVehicleEF	HHD	0.01	0.03
tblVehicleEF	HHD	3.7000e-005	0.00
tblVehicleEF	HHD	0.01	3.2960e-003
tblVehicleEF	HHD	0.03	0.03
tblVehicleEF	HHD	8.8650e-003	8.8960e-003
tblVehicleEF	HHD	0.01	0.03
tblVehicleEF	HHD	3.4000e-005	0.00
tblVehicleEF	HHD	7.3000e-005	2.0000e-006
tblVehicleEF	HHD	2.3460e-003	6.0000e-005
tblVehicleEF	HHD	0.80	0.57
tblVehicleEF	HHD	4.3000e-005	1.0000e-006
tblVehicleEF	HHD	0.06	0.04
tblVehicleEF	HHD	1.5800e-004	2.7500e-004
tblVehicleEF	HHD	0.04	1.0000e-006
tblVehicleEF	HHD	0.06	0.01
tblVehicleEF	HHD	0.01	0.01
tblVehicleEF	HHD	6.9000e-005	0.00
tblVehicleEF	HHD	7.3000e-005	2.0000e-006
tblVehicleEF	HHD	2.3460e-003	6.0000e-005
tblVehicleEF	HHD	0.92	0.65
tblVehicleEF	HHD	4.3000e-005	1.0000e-006
tblVehicleEF	HHD	0.10	0.06
tblVehicleEF	HHD	1.5800e-004	2.7500e-004
tblVehicleEF	HHD	0.04	1.0000e-006
tblVehicleEF	HHD	1.28	0.03
tblVehicleEF	HHD	0.03	0.02

tblVehicleEF	HHD	0.09	0.00
tblVehicleEF	HHD	2.26	7.79
tblVehicleEF	HHD	0.45	0.25
tblVehicleEF	HHD	1.34	2.5850e-003
tblVehicleEF	HHD	6,805.04	1,418.27
tblVehicleEF	HHD	1,444.51	1,313.58
tblVehicleEF	HHD	4.59	0.02
tblVehicleEF	HHD	25.67	7.07
tblVehicleEF	HHD	2.18	2.42
tblVehicleEF	HHD	9.3550e-003	3.0680e-003
tblVehicleEF	HHD	0.06	0.06
tblVehicleEF	HHD	0.04	0.04
tblVehicleEF	HHD	0.01	0.03
tblVehicleEF	HHD	3.7000e-005	0.00
tblVehicleEF	HHD	8.9510e-003	2.9360e-003
tblVehicleEF	HHD	0.03	0.03
tblVehicleEF	HHD	8.8650e-003	8.8960e-003
tblVehicleEF	HHD	0.01	0.03
tblVehicleEF	HHD	3.4000e-005	0.00
tblVehicleEF	HHD	1.3900e-004	3.0000e-006
tblVehicleEF	HHD	2.6650e-003	6.7000e-005
tblVehicleEF	HHD	0.75	0.60
tblVehicleEF	HHD	8.2000e-005	2.0000e-006
tblVehicleEF	HHD	0.06	0.04
tblVehicleEF	HHD	1.6100e-004	2.7900e-004
tblVehicleEF	HHD	0.04	1.0000e-006
tblVehicleEF	HHD	0.06	0.01

tblVehicleEF	HHD	0.01	0.01
tblVehicleEF	HHD	6.8000e-005	0.00
tblVehicleEF	HHD	1.3900e-004	3.0000e-006
tblVehicleEF	HHD	2.6650e-003	6.7000e-005
tblVehicleEF	HHD	0.87	0.68
tblVehicleEF	HHD	8.2000e-005	2.0000e-006
tblVehicleEF	HHD	0.10	0.06
tblVehicleEF	HHD	1.6100e-004	2.7900e-004
tblVehicleEF	HHD	0.04	1.0000e-006
tblVehicleEF	HHD	1.46	0.02
tblVehicleEF	HHD	0.03	1.9060e-003
tblVehicleEF	HHD	0.09	0.00
tblVehicleEF	HHD	4.28	8.13
tblVehicleEF	HHD	0.44	0.21
tblVehicleEF	HHD	1.42	2.7200e-003
tblVehicleEF	HHD	5,896.87	1,435.73
tblVehicleEF	HHD	1,444.51	1,302.97
tblVehicleEF	HHD	4.59	0.02
tblVehicleEF	HHD	23.77	7.68
tblVehicleEF	HHD	2.30	2.54
tblVehicleEF	HHD	0.01	3.9220e-003
tblVehicleEF	HHD	0.06	0.06
tblVehicleEF	HHD	0.04	0.04
tblVehicleEF	HHD	0.01	0.03
tblVehicleEF	HHD	3.7000e-005	0.00
tblVehicleEF	HHD	0.01	3.7530e-003
tblVehicleEF	HHD	0.03	0.03

tblVehicleEF	HHD	8.8650e-003	8.8670e-003
tblVehicleEF	HHD	0.01	0.03
tblVehicleEF	HHD	3.4000e-005	0.00
tblVehicleEF	HHD	5.5000e-005	2.0000e-006
tblVehicleEF	HHD	2.4470e-003	6.7000e-005
tblVehicleEF	HHD	0.86	0.53
tblVehicleEF	HHD	3.6000e-005	1.0000e-006
tblVehicleEF	HHD	0.06	0.04
tblVehicleEF	HHD	1.6900e-004	2.9200e-004
tblVehicleEF	HHD	0.04	1.0000e-006
tblVehicleEF	HHD	0.06	0.01
tblVehicleEF	HHD	0.01	0.01
tblVehicleEF	HHD	6.9000e-005	0.00
tblVehicleEF	HHD	5.5000e-005	2.0000e-006
tblVehicleEF	HHD	2.4470e-003	6.7000e-005
tblVehicleEF	HHD	0.99	0.60
tblVehicleEF	HHD	3.6000e-005	1.0000e-006
tblVehicleEF	HHD	0.10	0.05
tblVehicleEF	HHD	1.6900e-004	2.9200e-004
tblVehicleEF	HHD	0.04	1.0000e-006
tblVehicleEF	LDA	3.6620e-003	2.1670e-003
tblVehicleEF	LDA	4.7760e-003	0.05
tblVehicleEF	LDA	0.54	0.61
tblVehicleEF	LDA	1.05	2.07
tblVehicleEF	LDA	245.52	258.05
tblVehicleEF	LDA	56.65	53.14
tblVehicleEF	LDA	0.05	0.04

tblVehicleEF	LDA	1.5830e-003	1.3740e-003
tblVehicleEF	LDA	2.2500e-003	1.8360e-003
tblVehicleEF	LDA	1.4580e-003	1.2660e-003
tblVehicleEF	LDA	2.0690e-003	1.6880e-003
tblVehicleEF	LDA	0.05	0.07
tblVehicleEF	LDA	0.10	0.10
tblVehicleEF	LDA	0.04	0.05
tblVehicleEF	LDA	9.2080e-003	8.1890e-003
tblVehicleEF	LDA	0.04	0.20
tblVehicleEF	LDA	0.06	0.21
tblVehicleEF	LDA	2.4580e-003	2.5530e-003
tblVehicleEF	LDA	5.8400e-004	5.2600e-004
tblVehicleEF	LDA	0.05	0.07
tblVehicleEF	LDA	0.10	0.10
tblVehicleEF	LDA	0.04	0.05
tblVehicleEF	LDA	0.01	0.01
tblVehicleEF	LDA	0.04	0.20
tblVehicleEF	LDA	0.07	0.23
tblVehicleEF	LDA	4.1530e-003	2.4690e-003
tblVehicleEF	LDA	4.1450e-003	0.04
tblVehicleEF	LDA	0.66	0.75
tblVehicleEF	LDA	0.93	1.82
tblVehicleEF	LDA	267.36	280.58
tblVehicleEF	LDA	56.65	52.67
tblVehicleEF	LDA	0.04	0.03
tblVehicleEF	LDA	1.5830e-003	1.3740e-003
tblVehicleEF	LDA	2.2500e-003	1.8360e-003

tblVehicleEF	LDA	1.4580e-003	1.2660e-003
tblVehicleEF	LDA	2.0690e-003	1.6880e-003
tblVehicleEF	LDA	0.09	0.13
tblVehicleEF	LDA	0.11	0.11
tblVehicleEF	LDA	0.07	0.09
tblVehicleEF	LDA	0.01	9.2540e-003
tblVehicleEF	LDA	0.04	0.20
tblVehicleEF	LDA	0.06	0.18
tblVehicleEF	LDA	2.6780e-003	2.7760e-003
tblVehicleEF	LDA	5.8200e-004	5.2100e-004
tblVehicleEF	LDA	0.09	0.13
tblVehicleEF	LDA	0.11	0.11
tblVehicleEF	LDA	0.07	0.09
tblVehicleEF	LDA	0.02	0.01
tblVehicleEF	LDA	0.04	0.20
tblVehicleEF	LDA	0.06	0.20
tblVehicleEF	LDA	3.5320e-003	2.0910e-003
tblVehicleEF	LDA	4.9050e-003	0.05
tblVehicleEF	LDA	0.51	0.57
tblVehicleEF	LDA	1.08	2.11
tblVehicleEF	LDA	239.46	251.86
tblVehicleEF	LDA	56.65	53.22
tblVehicleEF	LDA	0.04	0.03
tblVehicleEF	LDA	1.5830e-003	1.3740e-003
tblVehicleEF	LDA	2.2500e-003	1.8360e-003
tblVehicleEF	LDA	1.4580e-003	1.2660e-003
tblVehicleEF	LDA	2.0690e-003	1.6880e-003

tblVehicleEF	LDA	0.04	0.05
tblVehicleEF	LDA	0.10	0.10
tblVehicleEF	LDA	0.03	0.04
tblVehicleEF	LDA	8.8850e-003	7.9080e-003
tblVehicleEF	LDA	0.04	0.23
tblVehicleEF	LDA	0.07	0.21
tblVehicleEF	LDA	2.3970e-003	2.4920e-003
tblVehicleEF	LDA	5.8500e-004	5.2700e-004
tblVehicleEF	LDA	0.04	0.05
tblVehicleEF	LDA	0.10	0.10
tblVehicleEF	LDA	0.03	0.04
tblVehicleEF	LDA	0.01	0.01
tblVehicleEF	LDA	0.04	0.23
tblVehicleEF	LDA	0.07	0.23
tblVehicleEF	LDT1	0.01	6.9370e-003
tblVehicleEF	LDT1	0.02	0.08
tblVehicleEF	LDT1	1.32	1.43
tblVehicleEF	LDT1	3.05	2.34
tblVehicleEF	LDT1	305.87	308.06
tblVehicleEF	LDT1	70.39	64.70
tblVehicleEF	LDT1	0.13	0.12
tblVehicleEF	LDT1	2.3960e-003	2.0960e-003
tblVehicleEF	LDT1	3.5150e-003	2.7320e-003
tblVehicleEF	LDT1	2.2060e-003	1.9290e-003
tblVehicleEF	LDT1	3.2320e-003	2.5120e-003
tblVehicleEF	LDT1	0.20	0.21
tblVehicleEF	LDT1	0.32	0.25

tblVehicleEF	LDT1	0.13	0.14
tblVehicleEF	LDT1	0.03	0.03
tblVehicleEF	LDT1	0.19	0.80
tblVehicleEF	LDT1	0.21	0.39
tblVehicleEF	LDT1	3.0750e-003	3.0480e-003
tblVehicleEF	LDT1	7.5800e-004	6.4000e-004
tblVehicleEF	LDT1	0.20	0.21
tblVehicleEF	LDT1	0.32	0.25
tblVehicleEF	LDT1	0.13	0.14
tblVehicleEF	LDT1	0.04	0.04
tblVehicleEF	LDT1	0.19	0.80
tblVehicleEF	LDT1	0.23	0.43
tblVehicleEF	LDT1	0.01	7.8400e-003
tblVehicleEF	LDT1	0.01	0.07
tblVehicleEF	LDT1	1.59	1.74
tblVehicleEF	LDT1	2.68	2.07
tblVehicleEF	LDT1	332.27	332.04
tblVehicleEF	LDT1	70.39	64.11
tblVehicleEF	LDT1	0.12	0.12
tblVehicleEF	LDT1	2.3960e-003	2.0960e-003
tblVehicleEF	LDT1	3.5150e-003	2.7320e-003
tblVehicleEF	LDT1	2.2060e-003	1.9290e-003
tblVehicleEF	LDT1	3.2320e-003	2.5120e-003
tblVehicleEF	LDT1	0.38	0.40
tblVehicleEF	LDT1	0.40	0.31
tblVehicleEF	LDT1	0.25	0.27
tblVehicleEF	LDT1	0.03	0.03

tblVehicleEF	LDT1	0.19	0.80
tblVehicleEF	LDT1	0.18	0.34
tblVehicleEF	LDT1	3.3430e-003	3.2860e-003
tblVehicleEF	LDT1	7.5100e-004	6.3400e-004
tblVehicleEF	LDT1	0.38	0.40
tblVehicleEF	LDT1	0.40	0.31
tblVehicleEF	LDT1	0.25	0.27
tblVehicleEF	LDT1	0.04	0.05
tblVehicleEF	LDT1	0.19	0.80
tblVehicleEF	LDT1	0.20	0.38
tblVehicleEF	LDT1	0.01	6.6720e-003
tblVehicleEF	LDT1	0.02	0.08
tblVehicleEF	LDT1	1.24	1.34
tblVehicleEF	LDT1	3.11	2.39
tblVehicleEF	LDT1	298.00	300.78
tblVehicleEF	LDT1	70.39	64.83
tblVehicleEF	LDT1	0.12	0.12
tblVehicleEF	LDT1	2.3960e-003	2.0960e-003
tblVehicleEF	LDT1	3.5150e-003	2.7320e-003
tblVehicleEF	LDT1	2.2060e-003	1.9290e-003
tblVehicleEF	LDT1	3.2320e-003	2.5120e-003
tblVehicleEF	LDT1	0.17	0.17
tblVehicleEF	LDT1	0.36	0.28
tblVehicleEF	LDT1	0.11	0.12
tblVehicleEF	LDT1	0.03	0.03
tblVehicleEF	LDT1	0.22	0.93
tblVehicleEF	LDT1	0.22	0.41

tblVehicleEF	LDT1	2.9950e-003	2.9760e-003
tblVehicleEF	LDT1	7.5900e-004	6.4200e-004
tblVehicleEF	LDT1	0.17	0.17
tblVehicleEF	LDT1	0.36	0.28
tblVehicleEF	LDT1	0.11	0.12
tblVehicleEF	LDT1	0.04	0.04
tblVehicleEF	LDT1	0.22	0.93
tblVehicleEF	LDT1	0.24	0.44
tblVehicleEF	LDT2	5.1640e-003	3.7850e-003
tblVehicleEF	LDT2	6.4600e-003	0.07
tblVehicleEF	LDT2	0.71	0.90
tblVehicleEF	LDT2	1.39	2.64
tblVehicleEF	LDT2	342.68	326.57
tblVehicleEF	LDT2	78.65	68.91
tblVehicleEF	LDT2	0.07	0.08
tblVehicleEF	LDT2	1.6000e-003	1.4270e-003
tblVehicleEF	LDT2	2.3460e-003	1.8750e-003
tblVehicleEF	LDT2	1.4710e-003	1.3130e-003
tblVehicleEF	LDT2	2.1570e-003	1.7240e-003
tblVehicleEF	LDT2	0.07	0.11
tblVehicleEF	LDT2	0.11	0.13
tblVehicleEF	LDT2	0.05	0.09
tblVehicleEF	LDT2	0.01	0.02
tblVehicleEF	LDT2	0.06	0.43
tblVehicleEF	LDT2	0.09	0.31
tblVehicleEF	LDT2	3.4320e-003	3.2310e-003
tblVehicleEF	LDT2	8.1000e-004	6.8200e-004

tblVehicleEF	LDT2	0.07	0.11
tblVehicleEF	LDT2	0.11	0.13
tblVehicleEF	LDT2	0.05	0.09
tblVehicleEF	LDT2	0.02	0.02
tblVehicleEF	LDT2	0.06	0.43
tblVehicleEF	LDT2	0.10	0.33
tblVehicleEF	LDT2	5.8560e-003	4.3030e-003
tblVehicleEF	LDT2	5.6090e-003	0.06
tblVehicleEF	LDT2	0.87	1.10
tblVehicleEF	LDT2	1.23	2.34
tblVehicleEF	LDT2	372.88	349.63
tblVehicleEF	LDT2	78.65	68.30
tblVehicleEF	LDT2	0.07	0.07
tblVehicleEF	LDT2	1.6000e-003	1.4270e-003
tblVehicleEF	LDT2	2.3460e-003	1.8750e-003
tblVehicleEF	LDT2	1.4710e-003	1.3130e-003
tblVehicleEF	LDT2	2.1570e-003	1.7240e-003
tblVehicleEF	LDT2	0.13	0.21
tblVehicleEF	LDT2	0.13	0.16
tblVehicleEF	LDT2	0.10	0.16
tblVehicleEF	LDT2	0.01	0.02
tblVehicleEF	LDT2	0.06	0.43
tblVehicleEF	LDT2	0.08	0.27
tblVehicleEF	LDT2	3.7360e-003	3.4590e-003
tblVehicleEF	LDT2	8.0700e-004	6.7600e-004
tblVehicleEF	LDT2	0.13	0.21
tblVehicleEF	LDT2	0.13	0.16

tblVehicleEF	LDT2	0.10	0.16
tblVehicleEF	LDT2	0.02	0.03
tblVehicleEF	LDT2	0.06	0.43
tblVehicleEF	LDT2	0.08	0.29
tblVehicleEF	LDT2	4.9650e-003	3.6320e-003
tblVehicleEF	LDT2	6.6500e-003	0.07
tblVehicleEF	LDT2	0.67	0.84
tblVehicleEF	LDT2	1.42	2.71
tblVehicleEF	LDT2	333.62	319.57
tblVehicleEF	LDT2	78.65	69.04
tblVehicleEF	LDT2	0.07	0.08
tblVehicleEF	LDT2	1.6000e-003	1.4270e-003
tblVehicleEF	LDT2	2.3460e-003	1.8750e-003
tblVehicleEF	LDT2	1.4710e-003	1.3130e-003
tblVehicleEF	LDT2	2.1570e-003	1.7240e-003
tblVehicleEF	LDT2	0.05	0.08
tblVehicleEF	LDT2	0.12	0.14
tblVehicleEF	LDT2	0.04	0.07
tblVehicleEF	LDT2	0.01	0.01
tblVehicleEF	LDT2	0.07	0.49
tblVehicleEF	LDT2	0.09	0.31
tblVehicleEF	LDT2	3.3410e-003	3.1620e-003
tblVehicleEF	LDT2	8.1000e-004	6.8300e-004
tblVehicleEF	LDT2	0.05	0.08
tblVehicleEF	LDT2	0.12	0.14
tblVehicleEF	LDT2	0.04	0.07
tblVehicleEF	LDT2	0.02	0.02

tblVehicleEF	LDT2	0.07	0.49
tblVehicleEF	LDT2	0.10	0.34
tblVehicleEF	LHD1	5.1810e-003	4.7600e-003
tblVehicleEF	LHD1	9.5070e-003	4.8390e-003
tblVehicleEF	LHD1	0.02	0.01
tblVehicleEF	LHD1	0.14	0.17
tblVehicleEF	LHD1	0.88	0.66
tblVehicleEF	LHD1	2.26	0.93
tblVehicleEF	LHD1	9.26	9.38
tblVehicleEF	LHD1	602.20	632.13
tblVehicleEF	LHD1	29.86	10.36
tblVehicleEF	LHD1	0.09	0.08
tblVehicleEF	LHD1	2.06	1.46
tblVehicleEF	LHD1	9.7000e-004	9.7900e-004
tblVehicleEF	LHD1	0.01	0.01
tblVehicleEF	LHD1	0.01	0.01
tblVehicleEF	LHD1	8.2900e-004	2.2300e-004
tblVehicleEF	LHD1	9.2800e-004	9.3700e-004
tblVehicleEF	LHD1	2.5490e-003	2.5040e-003
tblVehicleEF	LHD1	0.01	9.9950e-003
tblVehicleEF	LHD1	7.6200e-004	2.0500e-004
tblVehicleEF	LHD1	3.7780e-003	3.0170e-003
tblVehicleEF	LHD1	0.10	0.08
tblVehicleEF	LHD1	0.02	0.02
tblVehicleEF	LHD1	1.8760e-003	1.4960e-003
tblVehicleEF	LHD1	0.07	0.06
tblVehicleEF	LHD1	0.31	0.47

tblVehicleEF	LHD1	0.24	0.07
tblVehicleEF	LHD1	9.2000e-005	9.1000e-005
tblVehicleEF	LHD1	5.9030e-003	6.1480e-003
tblVehicleEF	LHD1	3.4200e-004	1.0300e-004
tblVehicleEF	LHD1	3.7780e-003	3.0170e-003
tblVehicleEF	LHD1	0.10	0.08
tblVehicleEF	LHD1	0.02	0.03
tblVehicleEF	LHD1	1.8760e-003	1.4960e-003
tblVehicleEF	LHD1	0.09	0.07
tblVehicleEF	LHD1	0.31	0.47
tblVehicleEF	LHD1	0.27	0.08
tblVehicleEF	LHD1	5.1810e-003	4.7720e-003
tblVehicleEF	LHD1	9.6980e-003	4.9170e-003
tblVehicleEF	LHD1	0.02	0.01
tblVehicleEF	LHD1	0.14	0.17
tblVehicleEF	LHD1	0.89	0.67
tblVehicleEF	LHD1	2.15	0.88
tblVehicleEF	LHD1	9.26	9.38
tblVehicleEF	LHD1	602.20	632.14
tblVehicleEF	LHD1	29.86	10.28
tblVehicleEF	LHD1	0.09	0.08
tblVehicleEF	LHD1	1.94	1.37
tblVehicleEF	LHD1	9.7000e-004	9.7900e-004
tblVehicleEF	LHD1	0.01	0.01
tblVehicleEF	LHD1	0.01	0.01
tblVehicleEF	LHD1	8.2900e-004	2.2300e-004
tblVehicleEF	LHD1	9.2800e-004	9.3700e-004

tblVehicleEF	LHD1	2.5490e-003	2.5040e-003
tblVehicleEF	LHD1	0.01	9.9950e-003
tblVehicleEF	LHD1	7.6200e-004	2.0500e-004
tblVehicleEF	LHD1	7.0590e-003	5.6440e-003
tblVehicleEF	LHD1	0.12	0.09
tblVehicleEF	LHD1	0.02	0.02
tblVehicleEF	LHD1	3.5660e-003	2.8600e-003
tblVehicleEF	LHD1	0.07	0.06
tblVehicleEF	LHD1	0.32	0.48
tblVehicleEF	LHD1	0.23	0.07
tblVehicleEF	LHD1	9.2000e-005	9.1000e-005
tblVehicleEF	LHD1	5.9030e-003	6.1480e-003
tblVehicleEF	LHD1	3.4000e-004	1.0200e-004
tblVehicleEF	LHD1	7.0590e-003	5.6440e-003
tblVehicleEF	LHD1	0.12	0.09
tblVehicleEF	LHD1	0.02	0.03
tblVehicleEF	LHD1	3.5660e-003	2.8600e-003
tblVehicleEF	LHD1	0.09	0.07
tblVehicleEF	LHD1	0.32	0.48
tblVehicleEF	LHD1	0.25	0.08
tblVehicleEF	LHD1	5.1810e-003	4.7590e-003
tblVehicleEF	LHD1	9.4900e-003	4.8280e-003
tblVehicleEF	LHD1	0.02	0.01
tblVehicleEF	LHD1	0.14	0.17
tblVehicleEF	LHD1	0.88	0.66
tblVehicleEF	LHD1	2.26	0.93
tblVehicleEF	LHD1	9.26	9.38

tblVehicleEF	LHD1	602.20	632.12
tblVehicleEF	LHD1	29.86	10.37
tblVehicleEF	LHD1	0.09	0.08
tblVehicleEF	LHD1	2.04	1.44
tblVehicleEF	LHD1	9.7000e-004	9.7900e-004
tblVehicleEF	LHD1	0.01	0.01
tblVehicleEF	LHD1	0.01	0.01
tblVehicleEF	LHD1	8.2900e-004	2.2300e-004
tblVehicleEF	LHD1	9.2800e-004	9.3700e-004
tblVehicleEF	LHD1	2.5490e-003	2.5040e-003
tblVehicleEF	LHD1	0.01	9.9950e-003
tblVehicleEF	LHD1	7.6200e-004	2.0500e-004
tblVehicleEF	LHD1	3.3490e-003	2.6630e-003
tblVehicleEF	LHD1	0.11	0.09
tblVehicleEF	LHD1	0.02	0.02
tblVehicleEF	LHD1	1.7110e-003	1.3580e-003
tblVehicleEF	LHD1	0.07	0.06
tblVehicleEF	LHD1	0.34	0.51
tblVehicleEF	LHD1	0.24	0.07
tblVehicleEF	LHD1	9.2000e-005	9.1000e-005
tblVehicleEF	LHD1	5.9020e-003	6.1480e-003
tblVehicleEF	LHD1	3.4200e-004	1.0300e-004
tblVehicleEF	LHD1	3.3490e-003	2.6630e-003
tblVehicleEF	LHD1	0.11	0.09
tblVehicleEF	LHD1	0.02	0.03
tblVehicleEF	LHD1	1.7110e-003	1.3580e-003
tblVehicleEF	LHD1	0.09	0.07

tblVehicleEF	LHD1	0.34	0.51
tblVehicleEF	LHD1	0.27	0.08
tblVehicleEF	LHD2	3.4600e-003	3.0860e-003
tblVehicleEF	LHD2	4.0020e-003	3.5550e-003
tblVehicleEF	LHD2	7.4040e-003	8.4670e-003
tblVehicleEF	LHD2	0.12	0.13
tblVehicleEF	LHD2	0.45	0.48
tblVehicleEF	LHD2	1.08	0.54
tblVehicleEF	LHD2	14.41	14.77
tblVehicleEF	LHD2	598.41	631.11
tblVehicleEF	LHD2	23.24	7.16
tblVehicleEF	LHD2	0.11	0.12
tblVehicleEF	LHD2	1.50	1.61
tblVehicleEF	LHD2	1.3120e-003	1.4480e-003
tblVehicleEF	LHD2	0.01	0.01
tblVehicleEF	LHD2	0.01	0.01
tblVehicleEF	LHD2	3.7000e-004	1.1000e-004
tblVehicleEF	LHD2	1.2550e-003	1.3860e-003
tblVehicleEF	LHD2	2.7000e-003	2.7130e-003
tblVehicleEF	LHD2	0.01	0.01
tblVehicleEF	LHD2	3.4000e-004	1.0100e-004
tblVehicleEF	LHD2	1.4050e-003	1.6110e-003
tblVehicleEF	LHD2	0.04	0.04
tblVehicleEF	LHD2	0.01	0.02
tblVehicleEF	LHD2	7.4200e-004	8.1800e-004
tblVehicleEF	LHD2	0.05	0.06
tblVehicleEF	LHD2	0.08	0.23

tblVehicleEF	LHD2	0.10	0.04
tblVehicleEF	LHD2	1.4000e-004	1.4100e-004
tblVehicleEF	LHD2	5.8170e-003	6.0810e-003
tblVehicleEF	LHD2	2.5200e-004	7.1000e-005
tblVehicleEF	LHD2	1.4050e-003	1.6110e-003
tblVehicleEF	LHD2	0.04	0.04
tblVehicleEF	LHD2	0.02	0.02
tblVehicleEF	LHD2	7.4200e-004	8.1800e-004
tblVehicleEF	LHD2	0.06	0.07
tblVehicleEF	LHD2	0.08	0.23
tblVehicleEF	LHD2	0.11	0.05
tblVehicleEF	LHD2	3.4600e-003	3.0930e-003
tblVehicleEF	LHD2	4.0450e-003	3.5800e-003
tblVehicleEF	LHD2	7.1500e-003	8.1830e-003
tblVehicleEF	LHD2	0.12	0.13
tblVehicleEF	LHD2	0.45	0.49
tblVehicleEF	LHD2	1.04	0.51
tblVehicleEF	LHD2	14.41	14.77
tblVehicleEF	LHD2	598.41	631.12
tblVehicleEF	LHD2	23.24	7.12
tblVehicleEF	LHD2	0.11	0.12
tblVehicleEF	LHD2	1.41	1.52
tblVehicleEF	LHD2	1.3120e-003	1.4480e-003
tblVehicleEF	LHD2	0.01	0.01
tblVehicleEF	LHD2	0.01	0.01
tblVehicleEF	LHD2	3.7000e-004	1.1000e-004
tblVehicleEF	LHD2	1.2550e-003	1.3860e-003

tblVehicleEF	LHD2	2.7000e-003	2.7130e-003
tblVehicleEF	LHD2	0.01	0.01
tblVehicleEF	LHD2	3.4000e-004	1.0100e-004
tblVehicleEF	LHD2	2.6530e-003	3.0380e-003
tblVehicleEF	LHD2	0.04	0.05
tblVehicleEF	LHD2	0.01	0.02
tblVehicleEF	LHD2	1.3950e-003	1.5540e-003
tblVehicleEF	LHD2	0.05	0.06
tblVehicleEF	LHD2	0.08	0.24
tblVehicleEF	LHD2	0.10	0.04
tblVehicleEF	LHD2	1.4000e-004	1.4100e-004
tblVehicleEF	LHD2	5.8170e-003	6.0810e-003
tblVehicleEF	LHD2	2.5100e-004	7.0000e-005
tblVehicleEF	LHD2	2.6530e-003	3.0380e-003
tblVehicleEF	LHD2	0.04	0.05
tblVehicleEF	LHD2	0.02	0.02
tblVehicleEF	LHD2	1.3950e-003	1.5540e-003
tblVehicleEF	LHD2	0.06	0.07
tblVehicleEF	LHD2	0.08	0.24
tblVehicleEF	LHD2	0.11	0.04
tblVehicleEF	LHD2	3.4600e-003	3.0850e-003
tblVehicleEF	LHD2	3.9920e-003	3.5470e-003
tblVehicleEF	LHD2	7.4470e-003	8.5290e-003
tblVehicleEF	LHD2	0.12	0.13
tblVehicleEF	LHD2	0.45	0.48
tblVehicleEF	LHD2	1.09	0.54
tblVehicleEF	LHD2	14.41	14.77

tblVehicleEF	LHD2	598.41	631.11
tblVehicleEF	LHD2	23.24	7.17
tblVehicleEF	LHD2	0.11	0.12
tblVehicleEF	LHD2	1.48	1.59
tblVehicleEF	LHD2	1.3120e-003	1.4480e-003
tblVehicleEF	LHD2	0.01	0.01
tblVehicleEF	LHD2	0.01	0.01
tblVehicleEF	LHD2	3.7000e-004	1.1000e-004
tblVehicleEF	LHD2	1.2550e-003	1.3860e-003
tblVehicleEF	LHD2	2.7000e-003	2.7130e-003
tblVehicleEF	LHD2	0.01	0.01
tblVehicleEF	LHD2	3.4000e-004	1.0100e-004
tblVehicleEF	LHD2	1.1040e-003	1.2560e-003
tblVehicleEF	LHD2	0.04	0.04
tblVehicleEF	LHD2	0.01	0.02
tblVehicleEF	LHD2	6.2900e-004	6.8000e-004
tblVehicleEF	LHD2	0.05	0.06
tblVehicleEF	LHD2	0.08	0.25
tblVehicleEF	LHD2	0.10	0.04
tblVehicleEF	LHD2	1.4000e-004	1.4100e-004
tblVehicleEF	LHD2	5.8170e-003	6.0810e-003
tblVehicleEF	LHD2	2.5200e-004	7.1000e-005
tblVehicleEF	LHD2	1.1040e-003	1.2560e-003
tblVehicleEF	LHD2	0.04	0.04
tblVehicleEF	LHD2	0.02	0.02
tblVehicleEF	LHD2	6.2900e-004	6.8000e-004
tblVehicleEF	LHD2	0.06	0.07

tblVehicleEF	LHD2	0.08	0.25
tblVehicleEF	LHD2	0.11	0.05
tblVehicleEF	MCY	0.42	0.32
tblVehicleEF	MCY	0.15	0.24
tblVehicleEF	MCY	19.14	19.26
tblVehicleEF	MCY	9.69	8.57
tblVehicleEF	MCY	166.26	208.19
tblVehicleEF	MCY	45.80	60.41
tblVehicleEF	MCY	1.12	1.12
tblVehicleEF	MCY	1.8240e-003	1.8040e-003
tblVehicleEF	MCY	3.3680e-003	2.8470e-003
tblVehicleEF	MCY	1.7050e-003	1.6870e-003
tblVehicleEF	MCY	3.1720e-003	2.6790e-003
tblVehicleEF	MCY	1.69	1.66
tblVehicleEF	MCY	0.85	0.84
tblVehicleEF	MCY	0.92	0.90
tblVehicleEF	MCY	2.13	2.14
tblVehicleEF	MCY	0.56	1.82
tblVehicleEF	MCY	2.06	1.82
tblVehicleEF	MCY	2.0370e-003	2.0600e-003
tblVehicleEF	MCY	6.7700e-004	5.9800e-004
tblVehicleEF	MCY	1.69	1.66
tblVehicleEF	MCY	0.85	0.84
tblVehicleEF	MCY	0.92	0.90
tblVehicleEF	MCY	2.63	2.64
tblVehicleEF	MCY	0.56	1.82
tblVehicleEF	MCY	2.24	1.98

tblVehicleEF	MCY	0.42	0.32
tblVehicleEF	MCY	0.14	0.22
tblVehicleEF	MCY	19.85	19.92
tblVehicleEF	MCY	9.10	8.00
tblVehicleEF	MCY	166.26	209.15
tblVehicleEF	MCY	45.80	58.86
tblVehicleEF	MCY	0.98	0.98
tblVehicleEF	MCY	1.8240e-003	1.8040e-003
tblVehicleEF	MCY	3.3680e-003	2.8470e-003
tblVehicleEF	MCY	1.7050e-003	1.6870e-003
tblVehicleEF	MCY	3.1720e-003	2.6790e-003
tblVehicleEF	MCY	3.36	3.29
tblVehicleEF	MCY	1.24	1.24
tblVehicleEF	MCY	2.10	2.05
tblVehicleEF	MCY	2.11	2.12
tblVehicleEF	MCY	0.56	1.82
tblVehicleEF	MCY	1.85	1.62
tblVehicleEF	MCY	2.0480e-003	2.0700e-003
tblVehicleEF	MCY	6.6100e-004	5.8200e-004
tblVehicleEF	MCY	3.36	3.29
tblVehicleEF	MCY	1.24	1.24
tblVehicleEF	MCY	2.10	2.05
tblVehicleEF	MCY	2.61	2.61
tblVehicleEF	MCY	0.56	1.82
tblVehicleEF	MCY	2.01	1.77
tblVehicleEF	MCY	0.42	0.32
tblVehicleEF	MCY	0.15	0.24

tblVehicleEF	MCY	18.68	18.80
tblVehicleEF	MCY	9.65	8.51
tblVehicleEF	MCY	166.26	207.43
tblVehicleEF	MCY	45.80	60.33
tblVehicleEF	MCY	1.12	1.12
tblVehicleEF	MCY	1.8240e-003	1.8040e-003
tblVehicleEF	MCY	3.3680e-003	2.8470e-003
tblVehicleEF	MCY	1.7050e-003	1.6870e-003
tblVehicleEF	MCY	3.1720e-003	2.6790e-003
tblVehicleEF	MCY	1.60	1.59
tblVehicleEF	MCY	1.04	1.03
tblVehicleEF	MCY	0.74	0.73
tblVehicleEF	MCY	2.12	2.13
tblVehicleEF	MCY	0.64	2.07
tblVehicleEF	MCY	2.07	1.82
tblVehicleEF	MCY	2.0300e-003	2.0530e-003
tblVehicleEF	MCY	6.7700e-004	5.9700e-004
tblVehicleEF	MCY	1.60	1.59
tblVehicleEF	MCY	1.04	1.03
tblVehicleEF	MCY	0.74	0.73
tblVehicleEF	MCY	2.62	2.63
tblVehicleEF	MCY	0.64	2.07
tblVehicleEF	MCY	2.26	1.98
tblVehicleEF	MDV	0.01	4.9040e-003
tblVehicleEF	MDV	0.02	0.08
tblVehicleEF	MDV	1.26	1.05
tblVehicleEF	MDV	2.88	3.10

tblVehicleEF	MDV	474.24	407.96
tblVehicleEF	MDV	107.24	85.75
tblVehicleEF	MDV	0.15	0.10
tblVehicleEF	MDV	1.6800e-003	1.4930e-003
tblVehicleEF	MDV	2.4130e-003	1.9530e-003
tblVehicleEF	MDV	1.5490e-003	1.3770e-003
tblVehicleEF	MDV	2.2190e-003	1.7960e-003
tblVehicleEF	MDV	0.11	0.13
tblVehicleEF	MDV	0.20	0.16
tblVehicleEF	MDV	0.09	0.11
tblVehicleEF	MDV	0.03	0.02
tblVehicleEF	MDV	0.11	0.49
tblVehicleEF	MDV	0.22	0.41
tblVehicleEF	MDV	4.7510e-003	4.0340e-003
tblVehicleEF	MDV	1.1230e-003	8.4900e-004
tblVehicleEF	MDV	0.11	0.13
tblVehicleEF	MDV	0.20	0.16
tblVehicleEF	MDV	0.09	0.11
tblVehicleEF	MDV	0.04	0.03
tblVehicleEF	MDV	0.11	0.49
tblVehicleEF	MDV	0.24	0.44
tblVehicleEF	MDV	0.01	5.5890e-003
tblVehicleEF	MDV	0.01	0.07
tblVehicleEF	MDV	1.53	1.28
tblVehicleEF	MDV	2.54	2.73
tblVehicleEF	MDV	514.80	432.45
tblVehicleEF	MDV	107.24	84.99

tblVehicleEF	MDV	0.14	0.10
tblVehicleEF	MDV	1.6800e-003	1.4930e-003
tblVehicleEF	MDV	2.4130e-003	1.9530e-003
tblVehicleEF	MDV	1.5490e-003	1.3770e-003
tblVehicleEF	MDV	2.2190e-003	1.7960e-003
tblVehicleEF	MDV	0.21	0.25
tblVehicleEF	MDV	0.23	0.19
tblVehicleEF	MDV	0.17	0.20
tblVehicleEF	MDV	0.03	0.02
tblVehicleEF	MDV	0.11	0.49
tblVehicleEF	MDV	0.19	0.35
tblVehicleEF	MDV	5.1610e-003	4.2760e-003
tblVehicleEF	MDV	1.1170e-003	8.4100e-004
tblVehicleEF	MDV	0.21	0.25
tblVehicleEF	MDV	0.23	0.19
tblVehicleEF	MDV	0.17	0.20
tblVehicleEF	MDV	0.05	0.03
tblVehicleEF	MDV	0.11	0.49
tblVehicleEF	MDV	0.21	0.39
tblVehicleEF	MDV	0.01	4.7070e-003
tblVehicleEF	MDV	0.02	0.09
tblVehicleEF	MDV	1.18	0.98
tblVehicleEF	MDV	2.94	3.17
tblVehicleEF	MDV	462.11	400.61
tblVehicleEF	MDV	107.24	85.90
tblVehicleEF	MDV	0.14	0.10
tblVehicleEF	MDV	1.6800e-003	1.4930e-003

tblVehicleEF	MDV	2.4130e-003	1.9530e-003
tblVehicleEF	MDV	1.5490e-003	1.3770e-003
tblVehicleEF	MDV	2.2190e-003	1.7960e-003
tblVehicleEF	MDV	0.09	0.10
tblVehicleEF	MDV	0.21	0.17
tblVehicleEF	MDV	0.08	0.09
tblVehicleEF	MDV	0.03	0.02
tblVehicleEF	MDV	0.13	0.55
tblVehicleEF	MDV	0.23	0.42
tblVehicleEF	MDV	4.6290e-003	3.9610e-003
tblVehicleEF	MDV	1.1240e-003	8.5000e-004
tblVehicleEF	MDV	0.09	0.10
tblVehicleEF	MDV	0.21	0.17
tblVehicleEF	MDV	0.08	0.09
tblVehicleEF	MDV	0.04	0.03
tblVehicleEF	MDV	0.13	0.55
tblVehicleEF	MDV	0.25	0.46
tblVehicleEF	MH	0.03	3.2770e-003
tblVehicleEF	MH	0.02	0.00
tblVehicleEF	MH	2.33	0.33
tblVehicleEF	MH	5.58	0.00
tblVehicleEF	MH	998.83	934.95
tblVehicleEF	MH	57.38	0.00
tblVehicleEF	MH	1.57	4.29
tblVehicleEF	MH	0.01	0.02
tblVehicleEF	MH	0.04	0.14
tblVehicleEF	MH	1.0280e-003	0.00

tblVehicleEF	MH	3.2460e-003	4.0000e-003
tblVehicleEF	MH	0.04	0.13
tblVehicleEF	MH	9.4600e-004	0.00
tblVehicleEF	MH	1.47	0.00
tblVehicleEF	MH	0.08	0.00
tblVehicleEF	MH	0.51	0.00
tblVehicleEF	MH	0.08	0.07
tblVehicleEF	MH	0.03	0.00
tblVehicleEF	MH	0.33	0.00
tblVehicleEF	MH	9.9070e-003	8.8390e-003
tblVehicleEF	MH	6.7100e-004	0.00
tblVehicleEF	MH	1.47	0.00
tblVehicleEF	MH	0.08	0.00
tblVehicleEF	MH	0.51	0.00
tblVehicleEF	MH	0.11	0.08
tblVehicleEF	MH	0.03	0.00
tblVehicleEF	MH	0.36	0.00
tblVehicleEF	MH	0.03	3.2770e-003
tblVehicleEF	MH	0.02	0.00
tblVehicleEF	MH	2.40	0.33
tblVehicleEF	MH	5.19	0.00
tblVehicleEF	MH	998.83	934.95
tblVehicleEF	MH	57.38	0.00
tblVehicleEF	MH	1.46	4.05
tblVehicleEF	MH	0.01	0.02
tblVehicleEF	MH	0.04	0.14
tblVehicleEF	MH	1.0280e-003	0.00

tblVehicleEF	MH	3.2460e-003	4.0000e-003
tblVehicleEF	MH	0.04	0.13
tblVehicleEF	MH	9.4600e-004	0.00
tblVehicleEF	MH	2.69	0.00
tblVehicleEF	MH	0.09	0.00
tblVehicleEF	MH	1.00	0.00
tblVehicleEF	MH	0.09	0.07
tblVehicleEF	MH	0.03	0.00
tblVehicleEF	MH	0.31	0.00
tblVehicleEF	MH	9.9080e-003	8.8390e-003
tblVehicleEF	MH	6.6400e-004	0.00
tblVehicleEF	MH	2.69	0.00
tblVehicleEF	MH	0.09	0.00
tblVehicleEF	MH	1.00	0.00
tblVehicleEF	MH	0.12	0.08
tblVehicleEF	MH	0.03	0.00
tblVehicleEF	MH	0.34	0.00
tblVehicleEF	MH	0.03	3.2770e-003
tblVehicleEF	MH	0.02	0.00
tblVehicleEF	MH	2.32	0.33
tblVehicleEF	MH	5.61	0.00
tblVehicleEF	MH	998.83	934.95
tblVehicleEF	MH	57.38	0.00
tblVehicleEF	MH	1.55	4.25
tblVehicleEF	MH	0.01	0.02
tblVehicleEF	MH	0.04	0.14
tblVehicleEF	MH	1.0280e-003	0.00

tblVehicleEF	MH	3.2460e-003	4.0000e-003
tblVehicleEF	MH	0.04	0.13
tblVehicleEF	MH	9.4600e-004	0.00
tblVehicleEF	MH	1.48	0.00
tblVehicleEF	MH	0.10	0.00
tblVehicleEF	MH	0.50	0.00
tblVehicleEF	MH	0.08	0.07
tblVehicleEF	MH	0.03	0.00
tblVehicleEF	MH	0.33	0.00
tblVehicleEF	MH	9.9070e-003	8.8390e-003
tblVehicleEF	MH	6.7200e-004	0.00
tblVehicleEF	MH	1.48	0.00
tblVehicleEF	MH	0.10	0.00
tblVehicleEF	MH	0.50	0.00
tblVehicleEF	MH	0.11	0.08
tblVehicleEF	MH	0.03	0.00
tblVehicleEF	MH	0.36	0.00
tblVehicleEF	MHD	0.02	3.1740e-003
tblVehicleEF	MHD	3.1970e-003	3.4150e-003
tblVehicleEF	MHD	0.05	8.4360e-003
tblVehicleEF	MHD	0.35	0.34
tblVehicleEF	MHD	0.24	0.36
tblVehicleEF	MHD	5.47	0.98
tblVehicleEF	MHD	152.51	72.73
tblVehicleEF	MHD	1,062.94	972.64
tblVehicleEF	MHD	54.61	8.27
tblVehicleEF	MHD	0.61	0.57

tblVehicleEF	MHD	0.89	1.55
tblVehicleEF	MHD	9.8000e-004	1.4440e-003
tblVehicleEF	MHD	5.7040e-003	0.05
tblVehicleEF	MHD	7.4900e-004	9.5000e-005
tblVehicleEF	MHD	9.3700e-004	1.3820e-003
tblVehicleEF	MHD	5.4540e-003	0.04
tblVehicleEF	MHD	6.8900e-004	8.7000e-005
tblVehicleEF	MHD	1.6000e-003	6.7900e-004
tblVehicleEF	MHD	0.05	0.02
tblVehicleEF	MHD	0.03	0.02
tblVehicleEF	MHD	8.0100e-004	3.4200e-004
tblVehicleEF	MHD	0.03	0.05
tblVehicleEF	MHD	0.02	0.10
tblVehicleEF	MHD	0.33	0.04
tblVehicleEF	MHD	1.4660e-003	6.9000e-004
tblVehicleEF	MHD	0.01	9.2620e-003
tblVehicleEF	MHD	6.4200e-004	8.2000e-005
tblVehicleEF	MHD	1.6000e-003	6.7900e-004
tblVehicleEF	MHD	0.05	0.02
tblVehicleEF	MHD	0.04	0.02
tblVehicleEF	MHD	8.0100e-004	3.4200e-004
tblVehicleEF	MHD	0.03	0.06
tblVehicleEF	MHD	0.02	0.10
tblVehicleEF	MHD	0.36	0.05
tblVehicleEF	MHD	0.02	3.0150e-003
tblVehicleEF	MHD	3.2380e-003	3.4390e-003
tblVehicleEF	MHD	0.05	8.1570e-003

tblVehicleEF	MHD	0.25	0.29
tblVehicleEF	MHD	0.25	0.36
tblVehicleEF	MHD	5.23	0.94
tblVehicleEF	MHD	161.54	73.65
tblVehicleEF	MHD	1,062.94	972.65
tblVehicleEF	MHD	54.61	8.20
tblVehicleEF	MHD	0.63	0.57
tblVehicleEF	MHD	0.83	1.46
tblVehicleEF	MHD	8.2600e-004	1.2200e-003
tblVehicleEF	MHD	5.7040e-003	0.05
tblVehicleEF	MHD	7.4900e-004	9.5000e-005
tblVehicleEF	MHD	7.9000e-004	1.1680e-003
tblVehicleEF	MHD	5.4540e-003	0.04
tblVehicleEF	MHD	6.8900e-004	8.7000e-005
tblVehicleEF	MHD	3.0890e-003	1.2990e-003
tblVehicleEF	MHD	0.05	0.02
tblVehicleEF	MHD	0.02	0.02
tblVehicleEF	MHD	1.5560e-003	6.6700e-004
tblVehicleEF	MHD	0.03	0.05
tblVehicleEF	MHD	0.02	0.10
tblVehicleEF	MHD	0.32	0.04
tblVehicleEF	MHD	1.5510e-003	6.9800e-004
tblVehicleEF	MHD	0.01	9.2620e-003
tblVehicleEF	MHD	6.3800e-004	8.1000e-005
tblVehicleEF	MHD	3.0890e-003	1.2990e-003
tblVehicleEF	MHD	0.05	0.02
tblVehicleEF	MHD	0.03	0.02

tblVehicleEF	MHD	1.5560e-003	6.6700e-004
tblVehicleEF	MHD	0.03	0.06
tblVehicleEF	MHD	0.02	0.10
tblVehicleEF	MHD	0.35	0.05
tblVehicleEF	MHD	0.02	3.4030e-003
tblVehicleEF	MHD	3.1690e-003	3.3980e-003
tblVehicleEF	MHD	0.05	8.5100e-003
tblVehicleEF	MHD	0.48	0.42
tblVehicleEF	MHD	0.24	0.36
tblVehicleEF	MHD	5.56	0.99
tblVehicleEF	MHD	140.03	71.45
tblVehicleEF	MHD	1,062.94	972.64
tblVehicleEF	MHD	54.61	8.30
tblVehicleEF	MHD	0.58	0.56
tblVehicleEF	MHD	0.88	1.54
tblVehicleEF	MHD	1.1920e-003	1.7540e-003
tblVehicleEF	MHD	5.7040e-003	0.05
tblVehicleEF	MHD	7.4900e-004	9.5000e-005
tblVehicleEF	MHD	1.1400e-003	1.6780e-003
tblVehicleEF	MHD	5.4540e-003	0.04
tblVehicleEF	MHD	6.8900e-004	8.7000e-005
tblVehicleEF	MHD	1.1940e-003	5.2100e-004
tblVehicleEF	MHD	0.05	0.02
tblVehicleEF	MHD	0.03	0.02
tblVehicleEF	MHD	6.2900e-004	2.7500e-004
tblVehicleEF	MHD	0.03	0.05
tblVehicleEF	MHD	0.02	0.11

tblVehicleEF	MHD	0.34	0.05
tblVehicleEF	MHD	1.3480e-003	6.7700e-004
tblVehicleEF	MHD	0.01	9.2610e-003
tblVehicleEF	MHD	6.4300e-004	8.2000e-005
tblVehicleEF	MHD	1.1940e-003	5.2100e-004
tblVehicleEF	MHD	0.05	0.02
tblVehicleEF	MHD	0.04	0.03
tblVehicleEF	MHD	6.2900e-004	2.7500e-004
tblVehicleEF	MHD	0.03	0.06
tblVehicleEF	MHD	0.02	0.11
tblVehicleEF	MHD	0.37	0.05
tblVehicleEF	OBUS	0.01	8.6690e-003
tblVehicleEF	OBUS	6.8270e-003	6.2940e-003
tblVehicleEF	OBUS	0.03	0.02
tblVehicleEF	OBUS	0.27	0.49
tblVehicleEF	OBUS	0.46	0.72
tblVehicleEF	OBUS	5.79	2.51
tblVehicleEF	OBUS	74.97	71.08
tblVehicleEF	OBUS	1,092.94	1,371.04
tblVehicleEF	OBUS	69.71	20.56
tblVehicleEF	OBUS	0.31	0.33
tblVehicleEF	OBUS	0.97	1.20
tblVehicleEF	OBUS	6.8000e-005	5.9500e-004
tblVehicleEF	OBUS	5.0070e-003	0.02
tblVehicleEF	OBUS	8.4500e-004	1.9400e-004
tblVehicleEF	OBUS	6.5000e-005	5.6900e-004
tblVehicleEF	OBUS	4.7740e-003	0.02

tblVehicleEF	OBUS	7.7700e-004	1.7800e-004
tblVehicleEF	OBUS	2.1110e-003	2.6170e-003
tblVehicleEF	OBUS	0.02	0.02
tblVehicleEF	OBUS	0.04	0.05
tblVehicleEF	OBUS	9.1000e-004	1.1260e-003
tblVehicleEF	OBUS	0.03	0.05
tblVehicleEF	OBUS	0.05	0.26
tblVehicleEF	OBUS	0.36	0.12
tblVehicleEF	OBUS	7.2800e-004	6.7800e-004
tblVehicleEF	OBUS	0.01	0.01
tblVehicleEF	OBUS	7.9900e-004	2.0300e-004
tblVehicleEF	OBUS	2.1110e-003	2.6170e-003
tblVehicleEF	OBUS	0.02	0.02
tblVehicleEF	OBUS	0.05	0.06
tblVehicleEF	OBUS	9.1000e-004	1.1260e-003
tblVehicleEF	OBUS	0.04	0.06
tblVehicleEF	OBUS	0.05	0.26
tblVehicleEF	OBUS	0.39	0.13
tblVehicleEF	OBUS	0.01	8.7200e-003
tblVehicleEF	OBUS	6.9570e-003	6.4100e-003
tblVehicleEF	OBUS	0.03	0.02
tblVehicleEF	OBUS	0.26	0.48
tblVehicleEF	OBUS	0.46	0.73
tblVehicleEF	OBUS	5.41	2.35
tblVehicleEF	OBUS	78.41	70.99
tblVehicleEF	OBUS	1,092.94	1,371.06
tblVehicleEF	OBUS	69.71	20.28

tblVehicleEF	OBUS	0.32	0.32
tblVehicleEF	OBUS	0.91	1.12
tblVehicleEF	OBUS	5.7000e-005	5.0500e-004
tblVehicleEF	OBUS	5.0070e-003	0.02
tblVehicleEF	OBUS	8.4500e-004	1.9400e-004
tblVehicleEF	OBUS	5.4000e-005	4.8300e-004
tblVehicleEF	OBUS	4.7740e-003	0.02
tblVehicleEF	OBUS	7.7700e-004	1.7800e-004
tblVehicleEF	OBUS	3.9250e-003	4.7670e-003
tblVehicleEF	OBUS	0.02	0.03
tblVehicleEF	OBUS	0.04	0.05
tblVehicleEF	OBUS	1.7420e-003	2.1480e-003
tblVehicleEF	OBUS	0.03	0.05
tblVehicleEF	OBUS	0.05	0.26
tblVehicleEF	OBUS	0.34	0.12
tblVehicleEF	OBUS	7.6000e-004	6.7700e-004
tblVehicleEF	OBUS	0.01	0.01
tblVehicleEF	OBUS	7.9200e-004	2.0100e-004
tblVehicleEF	OBUS	3.9250e-003	4.7670e-003
tblVehicleEF	OBUS	0.02	0.03
tblVehicleEF	OBUS	0.05	0.07
tblVehicleEF	OBUS	1.7420e-003	2.1480e-003
tblVehicleEF	OBUS	0.04	0.06
tblVehicleEF	OBUS	0.05	0.26
tblVehicleEF	OBUS	0.38	0.13
tblVehicleEF	OBUS	0.01	8.6270e-003
tblVehicleEF	OBUS	6.8060e-003	6.2600e-003

tblVehicleEF	OBUS	0.03	0.02
tblVehicleEF	OBUS	0.28	0.50
tblVehicleEF	OBUS	0.46	0.72
tblVehicleEF	OBUS	5.84	2.54
tblVehicleEF	OBUS	70.22	71.20
tblVehicleEF	OBUS	1,092.94	1,371.03
tblVehicleEF	OBUS	69.71	20.60
tblVehicleEF	OBUS	0.29	0.33
tblVehicleEF	OBUS	0.97	1.20
tblVehicleEF	OBUS	8.2000e-005	7.1900e-004
tblVehicleEF	OBUS	5.0070e-003	0.02
tblVehicleEF	OBUS	8.4500e-004	1.9400e-004
tblVehicleEF	OBUS	7.9000e-005	6.8800e-004
tblVehicleEF	OBUS	4.7740e-003	0.02
tblVehicleEF	OBUS	7.7700e-004	1.7800e-004
tblVehicleEF	OBUS	1.8300e-003	2.3790e-003
tblVehicleEF	OBUS	0.02	0.03
tblVehicleEF	OBUS	0.04	0.05
tblVehicleEF	OBUS	8.3900e-004	1.0720e-003
tblVehicleEF	OBUS	0.03	0.05
tblVehicleEF	OBUS	0.05	0.28
tblVehicleEF	OBUS	0.36	0.12
tblVehicleEF	OBUS	6.8200e-004	6.7900e-004
tblVehicleEF	OBUS	0.01	0.01
tblVehicleEF	OBUS	7.9900e-004	2.0400e-004
tblVehicleEF	OBUS	1.8300e-003	2.3790e-003
tblVehicleEF	OBUS	0.02	0.03

tblVehicleEF	OBUS	0.05	0.06
tblVehicleEF	OBUS	8.3900e-004	1.0720e-003
tblVehicleEF	OBUS	0.04	0.06
tblVehicleEF	OBUS	0.05	0.28
tblVehicleEF	OBUS	0.40	0.13
tblVehicleEF	SBUS	0.82	0.08
tblVehicleEF	SBUS	0.01	6.3720e-003
tblVehicleEF	SBUS	0.06	7.0630e-003
tblVehicleEF	SBUS	7.82	3.08
tblVehicleEF	SBUS	0.60	0.51
tblVehicleEF	SBUS	6.53	0.94
tblVehicleEF	SBUS	1,137.52	365.13
tblVehicleEF	SBUS	1,098.11	1,104.50
tblVehicleEF	SBUS	54.55	6.09
tblVehicleEF	SBUS	9.42	3.47
tblVehicleEF	SBUS	4.31	4.62
tblVehicleEF	SBUS	9.5680e-003	3.7440e-003
tblVehicleEF	SBUS	0.01	0.01
tblVehicleEF	SBUS	0.02	0.03
tblVehicleEF	SBUS	4.7600e-004	4.2000e-005
tblVehicleEF	SBUS	9.1540e-003	3.5820e-003
tblVehicleEF	SBUS	2.6910e-003	2.6500e-003
tblVehicleEF	SBUS	0.02	0.03
tblVehicleEF	SBUS	4.3700e-004	3.9000e-005
tblVehicleEF	SBUS	4.8460e-003	1.4040e-003
tblVehicleEF	SBUS	0.03	9.3180e-003
tblVehicleEF	SBUS	0.93	0.36

tblVehicleEF	SBUS	2.2980e-003	6.7500e-004
tblVehicleEF	SBUS	0.10	0.09
tblVehicleEF	SBUS	0.02	0.06
tblVehicleEF	SBUS	0.36	0.04
tblVehicleEF	SBUS	0.01	3.4880e-003
tblVehicleEF	SBUS	0.01	0.01
tblVehicleEF	SBUS	6.5900e-004	6.0000e-005
tblVehicleEF	SBUS	4.8460e-003	1.4040e-003
tblVehicleEF	SBUS	0.03	9.3180e-003
tblVehicleEF	SBUS	1.33	0.52
tblVehicleEF	SBUS	2.2980e-003	6.7500e-004
tblVehicleEF	SBUS	0.12	0.11
tblVehicleEF	SBUS	0.02	0.06
tblVehicleEF	SBUS	0.39	0.04
tblVehicleEF	SBUS	0.82	0.08
tblVehicleEF	SBUS	0.01	6.4450e-003
tblVehicleEF	SBUS	0.05	5.9200e-003
tblVehicleEF	SBUS	7.71	3.04
tblVehicleEF	SBUS	0.61	0.52
tblVehicleEF	SBUS	4.73	0.68
tblVehicleEF	SBUS	1,189.12	374.76
tblVehicleEF	SBUS	1,098.11	1,104.52
tblVehicleEF	SBUS	54.55	5.66
tblVehicleEF	SBUS	9.72	3.55
tblVehicleEF	SBUS	4.05	4.35
tblVehicleEF	SBUS	8.0660e-003	3.1630e-003
tblVehicleEF	SBUS	0.01	0.01

tblVehicleEF	SBUS	0.02	0.03
tblVehicleEF	SBUS	4.7600e-004	4.2000e-005
tblVehicleEF	SBUS	7.7170e-003	3.0260e-003
tblVehicleEF	SBUS	2.6910e-003	2.6500e-003
tblVehicleEF	SBUS	0.02	0.03
tblVehicleEF	SBUS	4.3700e-004	3.9000e-005
tblVehicleEF	SBUS	8.7430e-003	2.5310e-003
tblVehicleEF	SBUS	0.03	9.8380e-003
tblVehicleEF	SBUS	0.92	0.36
tblVehicleEF	SBUS	4.2770e-003	1.2510e-003
tblVehicleEF	SBUS	0.10	0.09
tblVehicleEF	SBUS	0.01	0.05
tblVehicleEF	SBUS	0.30	0.03
tblVehicleEF	SBUS	0.01	3.5790e-003
tblVehicleEF	SBUS	0.01	0.01
tblVehicleEF	SBUS	6.2900e-004	5.6000e-005
tblVehicleEF	SBUS	8.7430e-003	2.5310e-003
tblVehicleEF	SBUS	0.03	9.8380e-003
tblVehicleEF	SBUS	1.33	0.52
tblVehicleEF	SBUS	4.2770e-003	1.2510e-003
tblVehicleEF	SBUS	0.12	0.11
tblVehicleEF	SBUS	0.01	0.05
tblVehicleEF	SBUS	0.33	0.04
tblVehicleEF	SBUS	0.82	0.08
tblVehicleEF	SBUS	0.01	6.3640e-003
tblVehicleEF	SBUS	0.06	7.3130e-003
tblVehicleEF	SBUS	7.98	3.13

tblVehicleEF	SBUS	0.60	0.51
tblVehicleEF	SBUS	6.89	0.98
tblVehicleEF	SBUS	1,066.27	351.83
tblVehicleEF	SBUS	1,098.11	1,104.50
tblVehicleEF	SBUS	54.55	6.17
tblVehicleEF	SBUS	9.00	3.35
tblVehicleEF	SBUS	4.26	4.59
tblVehicleEF	SBUS	0.01	4.5460e-003
tblVehicleEF	SBUS	0.01	0.01
tblVehicleEF	SBUS	0.02	0.03
tblVehicleEF	SBUS	4.7600e-004	4.2000e-005
tblVehicleEF	SBUS	0.01	4.3490e-003
tblVehicleEF	SBUS	2.6910e-003	2.6500e-003
tblVehicleEF	SBUS	0.02	0.03
tblVehicleEF	SBUS	4.3700e-004	3.9000e-005
tblVehicleEF	SBUS	4.2260e-003	1.2200e-003
tblVehicleEF	SBUS	0.03	9.5110e-003
tblVehicleEF	SBUS	0.93	0.36
tblVehicleEF	SBUS	2.2070e-003	6.5000e-004
tblVehicleEF	SBUS	0.10	0.09
tblVehicleEF	SBUS	0.02	0.07
tblVehicleEF	SBUS	0.37	0.04
tblVehicleEF	SBUS	0.01	3.3620e-003
tblVehicleEF	SBUS	0.01	0.01
tblVehicleEF	SBUS	6.6500e-004	6.1000e-005
tblVehicleEF	SBUS	4.2260e-003	1.2200e-003
tblVehicleEF	SBUS	0.03	9.5110e-003

tblVehicleEF	SBUS	1.34	0.52
tblVehicleEF	SBUS	2.2070e-003	6.5000e-004
tblVehicleEF	SBUS	0.12	0.11
tblVehicleEF	SBUS	0.02	0.07
tblVehicleEF	SBUS	0.41	0.05
tblVehicleEF	UBUS	1.44	3.35
tblVehicleEF	UBUS	0.08	0.02
tblVehicleEF	UBUS	7.89	26.06
tblVehicleEF	UBUS	14.42	1.47
tblVehicleEF	UBUS	1,799.80	1,617.41
tblVehicleEF	UBUS	153.89	18.02
tblVehicleEF	UBUS	4.15	0.32
tblVehicleEF	UBUS	0.49	0.09
tblVehicleEF	UBUS	0.01	0.02
tblVehicleEF	UBUS	0.04	2.9840e-003
tblVehicleEF	UBUS	1.4590e-003	1.6200e-004
tblVehicleEF	UBUS	0.21	0.04
tblVehicleEF	UBUS	3.0000e-003	5.4780e-003
tblVehicleEF	UBUS	0.04	2.8400e-003
tblVehicleEF	UBUS	1.3420e-003	1.4900e-004
tblVehicleEF	UBUS	9.4280e-003	1.8880e-003
tblVehicleEF	UBUS	0.11	0.01
tblVehicleEF	UBUS	4.6810e-003	8.4400e-004
tblVehicleEF	UBUS	0.46	0.05
tblVehicleEF	UBUS	0.02	0.06
tblVehicleEF	UBUS	1.13	0.08
tblVehicleEF	UBUS	9.6700e-003	4.8660e-003

tblVehicleEF	UBUS	1.8000e-003	1.7800e-004
tblVehicleEF	UBUS	9.4280e-003	1.8880e-003
tblVehicleEF	UBUS	0.11	0.01
tblVehicleEF	UBUS	4.6810e-003	8.4400e-004
tblVehicleEF	UBUS	1.94	3.43
tblVehicleEF	UBUS	0.02	0.06
tblVehicleEF	UBUS	1.23	0.08
tblVehicleEF	UBUS	1.44	3.35
tblVehicleEF	UBUS	0.08	0.02
tblVehicleEF	UBUS	7.95	26.06
tblVehicleEF	UBUS	12.35	1.25
tblVehicleEF	UBUS	1,799.80	1,617.41
tblVehicleEF	UBUS	153.89	17.65
tblVehicleEF	UBUS	3.87	0.31
tblVehicleEF	UBUS	0.49	0.09
tblVehicleEF	UBUS	0.01	0.02
tblVehicleEF	UBUS	0.04	2.9840e-003
tblVehicleEF	UBUS	1.4590e-003	1.6200e-004
tblVehicleEF	UBUS	0.21	0.04
tblVehicleEF	UBUS	3.0000e-003	5.4780e-003
tblVehicleEF	UBUS	0.04	2.8400e-003
tblVehicleEF	UBUS	1.3420e-003	1.4900e-004
tblVehicleEF	UBUS	0.02	3.3540e-003
tblVehicleEF	UBUS	0.13	0.01
tblVehicleEF	UBUS	9.3920e-003	1.6790e-003
tblVehicleEF	UBUS	0.47	0.05
tblVehicleEF	UBUS	0.02	0.06

tblVehicleEF	UBUS	1.03	0.07
tblVehicleEF	UBUS	9.6710e-003	4.8660e-003
tblVehicleEF	UBUS	1.7640e-003	1.7500e-004
tblVehicleEF	UBUS	0.02	3.3540e-003
tblVehicleEF	UBUS	0.13	0.01
tblVehicleEF	UBUS	9.3920e-003	1.6790e-003
tblVehicleEF	UBUS	1.95	3.43
tblVehicleEF	UBUS	0.02	0.06
tblVehicleEF	UBUS	1.12	0.08
tblVehicleEF	UBUS	1.44	3.35
tblVehicleEF	UBUS	0.08	0.02
tblVehicleEF	UBUS	7.88	26.06
tblVehicleEF	UBUS	14.60	1.46
tblVehicleEF	UBUS	1,799.80	1,617.41
tblVehicleEF	UBUS	153.89	18.00
tblVehicleEF	UBUS	4.12	0.32
tblVehicleEF	UBUS	0.49	0.09
tblVehicleEF	UBUS	0.01	0.02
tblVehicleEF	UBUS	0.04	2.9840e-003
tblVehicleEF	UBUS	1.4590e-003	1.6200e-004
tblVehicleEF	UBUS	0.21	0.04
tblVehicleEF	UBUS	3.0000e-003	5.4780e-003
tblVehicleEF	UBUS	0.04	2.8400e-003
tblVehicleEF	UBUS	1.3420e-003	1.4900e-004
tblVehicleEF	UBUS	8.6090e-003	1.9290e-003
tblVehicleEF	UBUS	0.13	0.01
tblVehicleEF	UBUS	4.2750e-003	8.8500e-004

tblVehicleEF	UBUS	0.46	0.05
tblVehicleEF	UBUS	0.03	0.07
tblVehicleEF	UBUS	1.13	0.08
tblVehicleEF	UBUS	9.6700e-003	4.8660e-003
tblVehicleEF	UBUS	1.8030e-003	1.7800e-004
tblVehicleEF	UBUS	8.6090e-003	1.9290e-003
tblVehicleEF	UBUS	0.13	0.01
tblVehicleEF	UBUS	4.2750e-003	8.8500e-004
tblVehicleEF	UBUS	1.94	3.43
tblVehicleEF	UBUS	0.03	0.07
tblVehicleEF	UBUS	1.24	0.08
tblVehicleTrips	CNW_TTP	41.00	0.00
tblVehicleTrips	CW_TTP	59.00	100.00
tblVehicleTrips	DV_TP	5.00	0.00
tblVehicleTrips	PB_TP	3.00	0.00
tblVehicleTrips	PR_TP	92.00	100.00
tblVehicleTrips	ST_TR	1.68	0.09
tblVehicleTrips	SU_TR	1.68	0.04
tblVehicleTrips	WD_TR	1.68	1.08

2.0 Emissions Summary

2.1 Overall Construction

Unmitigated Construction

	ROG	NOx	CO	SO2	Fugitive PM10	Exhaust PM10	PM10 Total	Fugitive PM2.5	Exhaust PM2.5	PM2.5 Total	Bio- CO2	NBio- CO2	Total CO2	CH4	N2O	CO2e
Year	tons/yr										MT/yr					
2021	0.0000	0.0000	0.0000	0.0000	0.0000	0.0000	0.0000	0.0000	0.0000	0.0000	0.0000	0.0000	0.0000	0.0000	0.0000	0.0000
Maximum	**0.0000**	**0.0000**	**0.0000**	**0.0000**	**0.0000**	**0.0000**	**0.0000**	**0.0000**	**0.0000**	**0.0000**	**0.0000**	**0.0000**	**0.0000**	**0.0000**	**0.0000**	**0.0000**

Mitigated Construction

	ROG	NOx	CO	SO2	Fugitive PM10	Exhaust PM10	PM10 Total	Fugitive PM2.5	Exhaust PM2.5	PM2.5 Total	Bio- CO2	NBio- CO2	Total CO2	CH4	N2O	CO2e
Year	tons/yr										MT/yr					
2021	0.0000	0.0000	0.0000	0.0000	0.0000	0.0000	0.0000	0.0000	0.0000	0.0000	0.0000	0.0000	0.0000	0.0000	0.0000	0.0000
Maximum	**0.0000**	**0.0000**	**0.0000**	**0.0000**	**0.0000**	**0.0000**	**0.0000**	**0.0000**	**0.0000**	**0.0000**	**0.0000**	**0.0000**	**0.0000**	**0.0000**	**0.0000**	**0.0000**

	ROG	**NOx**	**CO**	**SO2**	**Fugitive PM10**	**Exhaust PM10**	**PM10 Total**	**Fugitive PM2.5**	**Exhaust PM2.5**	**PM2.5 Total**	**Bio- CO2**	**NBio-CO2**	**Total CO2**	**CH4**	**N20**	**CO2e**
Percent Reduction	**0.00**	**0.00**	**0.00**	**0.00**	**0.00**	**0.00**	**0.00**	**0.00**	**0.00**	**0.00**	**0.00**	**0.00**	**0.00**	**0.00**	**0.00**	**0.00**

Quarter	Start Date	End Date	Maximum Unmitigated ROG + NOX (tons/quarter)	Maximum Mitigated ROG + NOX (tons/quarter)
		Highest		

2.2 Overall Operational

Unmitigated Operational

	ROG	NOx	CO	SO2	Fugitive PM10	Exhaust PM10	PM10 Total	Fugitive PM2.5	Exhaust PM2.5	PM2.5 Total	Bio- CO2	NBio- CO2	Total CO2	CH4	N2O	CO2e
Category	tons/yr										MT/yr					
Area	5.5768	4.1000e-004	0.0448	0.0000		1.6000e-004	1.6000e-004		1.6000e-004	1.6000e-004	0.0000	0.0870	0.0870	2.3000e-004	0.0000	0.0927
Energy	0.0103	0.0934	0.0785	5.6000e-004		7.1000e-003	7.1000e-003		7.1000e-003	7.1000e-003	0.0000	936.6861	936.6861	0.0364	9.0000e-003	940.2775
Mobile	0.4419	0.4368	6.3000	0.0205	2.3708	0.0108	2.3816	0.6293	9.9300e-003	0.6392	0.0000	1,882.5586	1,882.5586	0.0412	0.0000	1,883.5892
Offroad	0.1113	1.1567	0.6922	2.8900e-003		0.0399	0.0399		0.0367	0.0367	0.0000	253.9608	253.9608	0.0821	0.0000	256.0142
Waste						0.0000	0.0000		0.0000	0.0000	254.2340	0.0000	254.2340	15.0248	0.0000	629.8540
Water						0.0000	0.0000		0.0000	0.0000	97.7500	1,278.2893	1,376.0393	10.0926	0.2480	1,702.2537
Total	**6.1403**	**1.6873**	**7.1154**	**0.0240**	**2.3708**	**0.0580**	**2.4288**	**0.6293**	**0.0539**	**0.6832**	**351.9840**	**4,351.5816**	**4,703.5656**	**25.2775**	**0.2570**	**5,412.0813**

2.2 Overall Operational

Mitigated Operational

	ROG	NOx	CO	SO2	Fugitive PM10	Exhaust PM10	PM10 Total	Fugitive PM2.5	Exhaust PM2.5	PM2.5 Total	Bio- CO2	NBio- CO2	Total CO2	CH4	N2O	CO2e
Category	tons/yr										MT/yr					
Area	5.5768	4.1000e-004	0.0448	0.0000		1.6000e-004	1.6000e-004		1.6000e-004	1.6000e-004	0.0000	0.0870	0.0870	2.3000e-004	0.0000	0.0927
Energy	0.0103	0.0934	0.0785	5.6000e-004		7.1000e-003	7.1000e-003		7.1000e-003	7.1000e-003	0.0000	936.6861	936.6861	0.0364	9.0000e-003	940.2775
Mobile	0.4419	0.4368	6.3000	0.0205	2.3708	0.0108	2.3816	0.6293	9.9300e-003	0.6392	0.0000	1,882.5586	1,882.5586	0.0412	0.0000	1,883.5892
Offroad	0.1113	1.1567	0.6922	2.8900e-003		0.0399	0.0399		0.0367	0.0367	0.0000	253.9608	253.9608	0.0821	0.0000	256.0142
Waste						0.0000	0.0000		0.0000	0.0000	254.2340	0.0000	254.2340	15.0248	0.0000	629.8540
Water						0.0000	0.0000		0.0000	0.0000	97.7500	1,278.2893	1,376.0393	10.0926	0.2480	1,702.2537
Total	**6.1403**	**1.6873**	**7.1154**	**0.0240**	**2.3708**	**0.0580**	**2.4288**	**0.6293**	**0.0539**	**0.6832**	**351.9840**	**4,351.5816**	**4,703.5656**	**25.2775**	**0.2570**	**5,412.0813**

	ROG	NOx	CO	SO2	Fugitive PM10	Exhaust PM10	PM10 Total	Fugitive PM2.5	Exhaust PM2.5	PM2.5 Total	Bio- CO2	NBio-CO2	Total CO2	CH4	N20	CO2e
Percent Reduction	**0.00**	**0.00**	**0.00**	**0.00**	**0.00**	**0.00**	**0.00**	**0.00**	**0.00**	**0.00**	**0.00**	**0.00**	**0.00**	**0.00**	**0.00**	**0.00**

3.0 Construction Detail

Construction Phase

Phase Number	Phase Name	Phase Type	Start Date	End Date	Num Days Week	Num Days	Phase Description
1	Demolition	Demolition	6/1/2021	5/31/2021	5	0	

Acres of Grading (Site Preparation Phase): 0

Acres of Grading (Grading Phase): 0

Acres of Paving: 41.06

Residential Indoor: 0; Residential Outdoor: 0; Non-Residential Indoor: 0; Non-Residential Outdoor: 0; Striped Parking Area: 0 (Architectural Coating – sqft)

OffRoad Equipment

Phase Name	Offroad Equipment Type	Amount	Usage Hours	Horse Power	Load Factor
Demolition	Concrete/Industrial Saws	0	8.00	81	0.73
Demolition	Excavators	0	8.00	158	0.38
Demolition	Rubber Tired Dozers	0	8.00	247	0.40

Trips and VMT

Phase Name	Offroad Equipment Count	Worker Trip Number	Vendor Trip Number	Hauling Trip Number	Worker Trip Length	Vendor Trip Length	Hauling Trip Length	Worker Vehicle Class	Vendor Vehicle Class	Hauling Vehicle Class
Demolition	0	0.00	0.00	0.00	14.70	6.90	20.00	LD_Mix	HDT_Mix	HHDT

3.1 Mitigation Measures Construction

3.2 Demolition - 2021

Unmitigated Construction On-Site

	ROG	NOx	CO	SO2	Fugitive PM10	Exhaust PM10	PM10 Total	Fugitive PM2.5	Exhaust PM2.5	PM2.5 Total	Bio- CO2	NBio- CO2	Total CO2	CH4	N2O	CO2e
Category	tons/yr										MT/yr					
Off-Road	0.0000	0.0000	0.0000	0.0000	0.0000	0.0000	0.0000	0.0000	0.0000	0.0000	0.0000	0.0000	0.0000	0.0000	0.0000	0.0000
Total	**0.0000**	**0.0000**	**0.0000**	**0.0000**	**0.0000**	**0.0000**	**0.0000**	**0.0000**	**0.0000**	**0.0000**	**0.0000**	**0.0000**	**0.0000**	**0.0000**	**0.0000**	**0.0000**

Unmitigated Construction Off-Site

	ROG	NOx	CO	SO2	Fugitive PM10	Exhaust PM10	PM10 Total	Fugitive PM2.5	Exhaust PM2.5	PM2.5 Total	Bio- CO2	NBio- CO2	Total CO2	CH4	N2O	CO2e
Category	tons/yr										MT/yr					
Hauling	0.0000	0.0000	0.0000	0.0000	0.0000	0.0000	0.0000	0.0000	0.0000	0.0000	0.0000	0.0000	0.0000	0.0000	0.0000	0.0000
Vendor	0.0000	0.0000	0.0000	0.0000	0.0000	0.0000	0.0000	0.0000	0.0000	0.0000	0.0000	0.0000	0.0000	0.0000	0.0000	0.0000
Worker	0.0000	0.0000	0.0000	0.0000	0.0000	0.0000	0.0000	0.0000	0.0000	0.0000	0.0000	0.0000	0.0000	0.0000	0.0000	0.0000
Total	**0.0000**	**0.0000**	**0.0000**	**0.0000**	**0.0000**	**0.0000**	**0.0000**	**0.0000**	**0.0000**	**0.0000**	**0.0000**	**0.0000**	**0.0000**	**0.0000**	**0.0000**	**0.0000**

3.2 Demolition - 2021

Mitigated Construction On-Site

	ROG	NOx	CO	SO2	Fugitive PM10	Exhaust PM10	PM10 Total	Fugitive PM2.5	Exhaust PM2.5	PM2.5 Total	Bio- CO2	NBio- CO2	Total CO2	CH4	N2O	CO2e
Category	tons/yr										MT/yr					
Off-Road	0.0000	0.0000	0.0000	0.0000	0.0000	0.0000	0.0000	0.0000	0.0000	0.0000	0.0000	0.0000	0.0000	0.0000	0.0000	0.0000
Total	**0.0000**	**0.0000**	**0.0000**	**0.0000**	**0.0000**	**0.0000**	**0.0000**	**0.0000**	**0.0000**	**0.0000**	**0.0000**	**0.0000**	**0.0000**	**0.0000**	**0.0000**	**0.0000**

Mitigated Construction Off-Site

	ROG	NOx	CO	SO2	Fugitive PM10	Exhaust PM10	PM10 Total	Fugitive PM2.5	Exhaust PM2.5	PM2.5 Total	Bio- CO2	NBio- CO2	Total CO2	CH4	N2O	CO2e
Category	tons/yr										MT/yr					
Hauling	0.0000	0.0000	0.0000	0.0000	0.0000	0.0000	0.0000	0.0000	0.0000	0.0000	0.0000	0.0000	0.0000	0.0000	0.0000	0.0000
Vendor	0.0000	0.0000	0.0000	0.0000	0.0000	0.0000	0.0000	0.0000	0.0000	0.0000	0.0000	0.0000	0.0000	0.0000	0.0000	0.0000
Worker	0.0000	0.0000	0.0000	0.0000	0.0000	0.0000	0.0000	0.0000	0.0000	0.0000	0.0000	0.0000	0.0000	0.0000	0.0000	0.0000
Total	**0.0000**	**0.0000**	**0.0000**	**0.0000**	**0.0000**	**0.0000**	**0.0000**	**0.0000**	**0.0000**	**0.0000**	**0.0000**	**0.0000**	**0.0000**	**0.0000**	**0.0000**	**0.0000**

4.0 Operational Detail - Mobile

4.1 Mitigation Measures Mobile

	ROG	NOx	CO	SO2	Fugitive PM10	Exhaust PM10	PM10 Total	Fugitive PM2.5	Exhaust PM2.5	PM2.5 Total	Bio- CO2	NBio- CO2	Total CO2	CH4	N2O	CO2e
Category	tons/yr										MT/yr					
Mitigated	0.4419	0.4368	6.3000	0.0205	2.3708	0.0108	2.3816	0.6293	9.9300e-003	0.6392	0.0000	1,882.5586	1,882.5586	0.0412	0.0000	1,883.5892
Unmitigated	0.4419	0.4368	6.3000	0.0205	2.3708	0.0108	2.3816	0.6293	9.9300e-003	0.6392	0.0000	1,882.5586	1,882.5586	0.0412	0.0000	1,883.5892

4.2 Trip Summary Information

	Average Daily Trip Rate			Unmitigated	Mitigated
Land Use	Weekday	Saturday	Sunday	Annual VMT	Annual VMT
Other Asphalt Surfaces	0.00	0.00	0.00		
Parking Lot	0.00	0.00	0.00		
Unrefrigerated Warehouse-No Rail	1,436.04	123.64	49.43	6,347,344	6,347,344
Total	1,436.04	123.64	49.43	6,347,344	6,347,344

4.3 Trip Type Information

	Miles			Trip %			Trip Purpose %		
Land Use	H-W or C-W	H-S or C-C	H-O or C-NW	H-W or C-W	H-S or C-C	H-O or C-NW	Primary	Diverted	Pass-by
Other Asphalt Surfaces	16.60	8.40	6.90	0.00	0.00	0.00	0	0	0
Parking Lot	16.60	8.40	6.90	0.00	0.00	0.00	0	0	0
Unrefrigerated Warehouse-No	16.60	8.40	6.90	100.00	0.00	0.00	100	0	0

4.4 Fleet Mix

Land Use	LDA	LDT1	LDT2	MDV	LHD1	LHD2	MHD	HHD	OBUS	UBUS	MCY	SBUS	MH
Other Asphalt Surfaces	0.545527	0.036856	0.186032	0.115338	0.015222	0.004970	0.017525	0.069528	0.001397	0.001160	0.004547	0.000932	0.000965
Parking Lot	0.545527	0.036856	0.186032	0.115338	0.015222	0.004970	0.017525	0.069528	0.001397	0.001160	0.004547	0.000932	0.000965
Unrefrigerated Warehouse-No Rail	0.623000	0.040400	0.212100	0.124500	0.000000	0.000000	0.000000	0.000000	0.000000	0.000000	0.000000	0.000000	0.000000

5.0 Energy Detail

Historical Energy Use: N

5.1 Mitigation Measures Energy

	ROG	NOx	CO	SO2	Fugitive PM10	Exhaust PM10	PM10 Total	Fugitive PM2.5	Exhaust PM2.5	PM2.5 Total	Bio- CO2	NBio- CO2	Total CO2	CH4	N2O	CO2e
Category	tons/yr										MT/yr					
Electricity Mitigated						0.0000	0.0000		0.0000	0.0000	0.0000	835.0118	835.0118	0.0345	7.1300e-003	837.9991
Electricity Unmitigated						0.0000	0.0000		0.0000	0.0000	0.0000	835.0118	835.0118	0.0345	7.1300e-003	837.9991
NaturalGas Mitigated	0.0103	0.0934	0.0785	5.6000e-004		7.1000e-003	7.1000e-003		7.1000e-003	7.1000e-003	0.0000	101.6743	101.6743	1.9500e-003	1.8600e-003	102.2784
NaturalGas Unmitigated	0.0103	0.0934	0.0785	5.6000e-004		7.1000e-003	7.1000e-003		7.1000e-003	7.1000e-003	0.0000	101.6743	101.6743	1.9500e-003	1.8600e-003	102.2784

5.2 Energy by Land Use - NaturalGas

Unmitigated

	NaturalGas Use	ROG	NOx	CO	SO2	Fugitive PM10	Exhaust PM10	PM10 Total	Fugitive PM2.5	Exhaust PM2.5	PM2.5 Total	Bio- CO2	NBio- CO2	Total CO2	CH4	N2O	CO2e
Land Use	kBTU/yr	tons/yr										MT/yr					
Other Asphalt Surfaces	0	0.0000	0.0000	0.0000	0.0000		0.0000	0.0000		0.0000	0.0000	0.0000	0.0000	0.0000	0.0000	0.0000	0.0000
Parking Lot	0	0.0000	0.0000	0.0000	0.0000		0.0000	0.0000		0.0000	0.0000	0.0000	0.0000	0.0000	0.0000	0.0000	0.0000
Unrefrigerated Warehouse-No Rail	1.9053e+006	0.0103	0.0934	0.0785	5.6000e-004		7.1000e-003	7.1000e-003		7.1000e-003	7.1000e-003	0.0000	101.6743	101.6743	1.9500e-003	1.8600e-003	102.2784
Total		**0.0103**	**0.0934**	**0.0785**	**5.6000e-004**		**7.1000e-003**	**7.1000e-003**		**7.1000e-003**	**7.1000e-003**	**0.0000**	**101.6743**	**101.6743**	**1.9500e-003**	**1.8600e-003**	**102.2784**

Mitigated

	NaturalGas Use	ROG	NOx	CO	SO2	Fugitive PM10	Exhaust PM10	PM10 Total	Fugitive PM2.5	Exhaust PM2.5	PM2.5 Total	Bio- CO2	NBio- CO2	Total CO2	CH4	N2O	CO2e
Land Use	kBTU/yr	tons/yr										MT/yr					
Other Asphalt Surfaces	0	0.0000	0.0000	0.0000	0.0000		0.0000	0.0000		0.0000	0.0000	0.0000	0.0000	0.0000	0.0000	0.0000	0.0000
Parking Lot	0	0.0000	0.0000	0.0000	0.0000		0.0000	0.0000		0.0000	0.0000	0.0000	0.0000	0.0000	0.0000	0.0000	0.0000
Unrefrigerated Warehouse-No Rail	1.9053e+006	0.0103	0.0934	0.0785	5.6000e-004		7.1000e-003	7.1000e-003		7.1000e-003	7.1000e-003	0.0000	101.6743	101.6743	1.9500e-003	1.8600e-003	102.2784
Total		**0.0103**	**0.0934**	**0.0785**	**5.6000e-004**		**7.1000e-003**	**7.1000e-003**		**7.1000e-003**	**7.1000e-003**	**0.0000**	**101.6743**	**101.6743**	**1.9500e-003**	**1.8600e-003**	**102.2784**

5.3 Energy by Land Use - Electricity

Unmitigated

	Electricity Use	Total CO2	CH4	N2O	CO2e
Land Use	kWh/yr	MT/yr			
Other Asphalt Surfaces	0	0.0000	0.0000	0.0000	0.0000
Parking Lot	89180	28.4147	1.1700e-003	2.4000e-004	28.5163
Unrefrigerated Warehouse-No Rail	2.53152e+006	806.5972	0.0333	6.8900e-003	809.4828
Total		**835.0118**	**0.0345**	**7.1300e-003**	**837.9991**

Mitigated

	Electricity Use	Total CO2	CH4	N2O	CO2e
Land Use	kWh/yr	MT/yr			
Other Asphalt Surfaces	0	0.0000	0.0000	0.0000	0.0000
Parking Lot	89180	28.4147	1.1700e-003	2.4000e-004	28.5163
Unrefrigerated Warehouse-No Rail	2.53152e+006	806.5972	0.0333	6.8900e-003	809.4828
Total		**835.0118**	**0.0345**	**7.1300e-003**	**837.9991**

6.0 Area Detail

6.1 Mitigation Measures Area

	ROG	NOx	CO	SO2	Fugitive PM10	Exhaust PM10	PM10 Total	Fugitive PM2.5	Exhaust PM2.5	PM2.5 Total	Bio- CO2	NBio- CO2	Total CO2	CH4	N2O	CO2e
Category	tons/yr										MT/yr					
Mitigated	5.5768	4.1000e-004	0.0448	0.0000		1.6000e-004	1.6000e-004		1.6000e-004	1.6000e-004	0.0000	0.0870	0.0870	2.3000e-004	0.0000	0.0927
Unmitigated	5.5768	4.1000e-004	0.0448	0.0000		1.6000e-004	1.6000e-004		1.6000e-004	1.6000e-004	0.0000	0.0870	0.0870	2.3000e-004	0.0000	0.0927

6.2 Area by SubCategory

Unmitigated

	ROG	NOx	CO	SO2	Fugitive PM10	Exhaust PM10	PM10 Total	Fugitive PM2.5	Exhaust PM2.5	PM2.5 Total	Bio- CO2	NBio- CO2	Total CO2	CH4	N2O	CO2e
SubCategory	tons/yr										MT/yr					
Architectural Coating	0.6424					0.0000	0.0000		0.0000	0.0000	0.0000	0.0000	0.0000	0.0000	0.0000	0.0000
Consumer Products	4.9302					0.0000	0.0000		0.0000	0.0000	0.0000	0.0000	0.0000	0.0000	0.0000	0.0000
Landscaping	4.1700e-003	4.1000e-004	0.0448	0.0000		1.6000e-004	1.6000e-004		1.6000e-004	1.6000e-004	0.0000	0.0870	0.0870	2.3000e-004	0.0000	0.0927
Total	**5.5768**	**4.1000e-004**	**0.0448**	**0.0000**		**1.6000e-004**	**1.6000e-004**		**1.6000e-004**	**1.6000e-004**	**0.0000**	**0.0870**	**0.0870**	**2.3000e-004**	**0.0000**	**0.0927**

Mitigated

	ROG	NOx	CO	SO2	Fugitive PM10	Exhaust PM10	PM10 Total	Fugitive PM2.5	Exhaust PM2.5	PM2.5 Total	Bio- CO2	NBio- CO2	Total CO2	CH4	N2O	CO2e
SubCategory	tons/yr										MT/yr					
Architectural Coating	0.6424					0.0000	0.0000		0.0000	0.0000	0.0000	0.0000	0.0000	0.0000	0.0000	0.0000
Consumer Products	4.9302					0.0000	0.0000		0.0000	0.0000	0.0000	0.0000	0.0000	0.0000	0.0000	0.0000
Landscaping	4.1700e-003	4.1000e-004	0.0448	0.0000		1.6000e-004	1.6000e-004		1.6000e-004	1.6000e-004	0.0000	0.0870	0.0870	2.3000e-004	0.0000	0.0927
Total	**5.5768**	**4.1000e-004**	**0.0448**	**0.0000**		**1.6000e-004**	**1.6000e-004**		**1.6000e-004**	**1.6000e-004**	**0.0000**	**0.0870**	**0.0870**	**2.3000e-004**	**0.0000**	**0.0927**

7.0 Water Detail

7.1 Mitigation Measures Water

	Total CO2	CH4	N2O	CO2e
Category	MT/yr			
Mitigated	1,376.0393	10.0926	0.2480	1,702.2537
Unmitigated	1,376.0393	10.0926	0.2480	1,702.2537

7.2 Water by Land Use

Unmitigated

	Indoor/Outdoor Use	Total CO2	CH4	N2O	CO2e
Land Use	Mgal	MT/yr			
Other Asphalt Surfaces	0 / 0	0.0000	0.0000	0.0000	0.0000
Parking Lot	0 / 0	0.0000	0.0000	0.0000	0.0000
Unrefrigerated Warehouse-No Rail	308.113 / 0	1,376.0393	10.0926	0.2480	1,702.2537
Total		**1,376.0393**	**10.0926**	**0.2480**	**1,702.2537**

7.2 Water by Land Use

Mitigated

	Indoor/Outdoor Use	Total CO2	CH4	N2O	CO2e
Land Use	Mgal	MT/yr			
Other Asphalt Surfaces	0 / 0	0.0000	0.0000	0.0000	0.0000
Parking Lot	0 / 0	0.0000	0.0000	0.0000	0.0000
Unrefrigerated Warehouse-No Rail	308.113 / 0	1,376.0393	10.0926	0.2480	1,702.2537
Total		**1,376.0393**	**10.0926**	**0.2480**	**1,702.2537**

8.0 Waste Detail

8.1 Mitigation Measures Waste

Category/Year

	Total CO2	CH4	N2O	CO2e
	MT/yr			
Mitigated	254.2340	15.0248	0.0000	629.8540
Unmitigated	254.2340	15.0248	0.0000	629.8540

8.2 Waste by Land Use

Unmitigated

	Waste Disposed	Total CO2	CH4	N2O	CO2e
Land Use	tons	MT/yr			
Other Asphalt Surfaces	0	0.0000	0.0000	0.0000	0.0000
Parking Lot	0	0.0000	0.0000	0.0000	0.0000
Unrefrigerated Warehouse-No Rail	1252.44	254.2340	15.0248	0.0000	629.8540
Total		**254.2340**	**15.0248**	**0.0000**	**629.8540**

8.2 Waste by Land Use

Mitigated

	Waste Disposed	Total CO2	CH4	N2O	CO2e
Land Use	tons	MT/yr			
Other Asphalt Surfaces	0	0.0000	0.0000	0.0000	0.0000
Parking Lot	0	0.0000	0.0000	0.0000	0.0000
Unrefrigerated Warehouse-No Rail	1252.44	254.2340	15.0248	0.0000	629.8540
Total		**254.2340**	**15.0248**	**0.0000**	**629.8540**

9.0 Operational Offroad

Equipment Type	Number	Hours/Day	Days/Year	Horse Power	Load Factor	Fuel Type
Tractors/Loaders/Backhoes	5	4.00	365	200	0.37	CNG

UnMitigated/Mitigated

	ROG	NOx	CO	SO2	Fugitive PM10	Exhaust PM10	PM10 Total	Fugitive PM2.5	Exhaust PM2.5	PM2.5 Total	Bio- CO2	NBio- CO2	Total CO2	CH4	N2O	CO2e
Equipment Type	tons/yr										MT/yr					
Tractors/Loaders/ Backhoes	0.1113	1.1567	0.6922	2.8900e-003		0.0399	0.0399		0.0367	0.0367	0.0000	253.9608	253.9608	0.0821	0.0000	256.0142
Total	**0.1113**	**1.1567**	**0.6922**	**2.8900e-003**		**0.0399**	**0.0399**		**0.0367**	**0.0367**	**0.0000**	**253.9608**	**253.9608**	**0.0821**	**0.0000**	**256.0142**

10.0 Stationary Equipment

Fire Pumps and Emergency Generators

Equipment Type	Number	Hours/Day	Hours/Year	Horse Power	Load Factor	Fuel Type

Boilers

Equipment Type	Number	Heat Input/Day	Heat Input/Year	Boiler Rating	Fuel Type

User Defined Equipment

Equipment Type	Number

11.0 Vegetation

This page intentionally left blank

APPENDIX 4.3:

CALEEMOD PROJECT ANNUAL OPERATIONAL (TRUCKS) EMISSIONS MODEL OUTPUTS

Moreno Valley Trade Center - Warehouse (Operations - Trucks)

Riverside-South Coast County, Annual

1.0 Project Characteristics

1.1 Land Usage

Land Uses	Size	Metric	Lot Acreage	Floor Surface Area	Population
Unrefrigerated Warehouse-No Rail	1,332.38	1000sqft	30.59	1,332,380.00	0
Other Asphalt Surfaces	1,534.11	1000sqft	35.22	1,534,105.00	0
Parking Lot	637.00	Space	5.84	254,800.00	0

1.2 Other Project Characteristics

Urbanization	Urban	**Wind Speed (m/s)**	2.4	**Precipitation Freq (Days)**	28
Climate Zone	10			**Operational Year**	2022
Utility Company	Southern California Edison				
CO2 Intensity (lb/MWhr)	702.44	**CH4 Intensity (lb/MWhr)**	0.029	**N2O Intensity (lb/MWhr)**	0.006

1.3 User Entered Comments & Non-Default Data

Project Characteristics -

Land Use - Total Project Area is 71.65 acres.

Construction Phase - Operations Run Only.

Off-road Equipment - Operations Run Only.

Trips and VMT - Operations Run Only.

Vehicle Trips - Trip Characteristics based on information provided in the Moreno Valley Trade Center Traffic Impact Analysis by Translutions, Inc.

Energy Use - The Project will design building shells and building components to meet 2019 Title 24 Standards which expects 30% less energy for nonresidential uses

Operational Off-Road Equipment - Based on SCAQMD High Cube Warehouse Truck Trip Study White Paper Summary of Busniess Survey Results (2014)

Fleet Mix - Truck Fleet Mix estimated by rationing the Trip Rates for each truck type based on information provided in the TIA.

Vehicle Emission Factors - EMFAC2017

Vehicle Emission Factors - EMFAC2017

Vehicle Emission Factors - EMFAC2017

Table Name	Column Name	Default Value	New Value
tblConstructionPhase	NumDays	70.00	0.00
tblEnergyUse	LightingElect	1.17	0.82
tblEnergyUse	T24E	0.37	0.26
tblEnergyUse	T24NG	2.00	1.40
tblFleetMix	HHD	0.07	0.60
tblFleetMix	LDA	0.55	0.00
tblFleetMix	LDT1	0.04	0.00
tblFleetMix	LDT2	0.19	0.00
tblFleetMix	LHD1	0.02	0.17
tblFleetMix	LHD2	4.9700e-003	0.00
tblFleetMix	MCY	4.5470e-003	0.00
tblFleetMix	MDV	0.12	0.00
tblFleetMix	MH	9.6500e-004	0.00

tblFleetMix	MHD	0.02	0.23
tblFleetMix	OBUS	1.3970e-003	0.00
tblFleetMix	SBUS	9.3200e-004	0.00
tblFleetMix	UBUS	1.1600e-003	0.00
tblLandUse	LandUseSquareFeet	1,534,110.00	1,534,105.00
tblLandUse	LotAcreage	5.73	5.84
tblOffRoadEquipment	OffRoadEquipmentUnitAmount	1.00	0.00
tblOffRoadEquipment	OffRoadEquipmentUnitAmount	3.00	0.00
tblOffRoadEquipment	OffRoadEquipmentUnitAmount	2.00	0.00
tblOperationalOffRoadEquipment	OperDaysPerYear	260.00	365.00
tblOperationalOffRoadEquipment	OperFuelType	Diesel	CNG
tblOperationalOffRoadEquipment	OperHorsePower	97.00	200.00
tblOperationalOffRoadEquipment	OperHoursPerDay	8.00	4.00
tblOperationalOffRoadEquipment	OperOffRoadEquipmentNumber	0.00	5.00
tblVehicleEF	HHD	1.36	0.03
tblVehicleEF	HHD	0.03	0.02
tblVehicleEF	HHD	0.09	0.00
tblVehicleEF	HHD	3.11	7.94
tblVehicleEF	HHD	0.45	0.25
tblVehicleEF	HHD	1.41	2.7310e-003
tblVehicleEF	HHD	6,423.61	1,427.19
tblVehicleEF	HHD	1,444.51	1,313.58
tblVehicleEF	HHD	4.59	0.02
tblVehicleEF	HHD	24.87	7.34
tblVehicleEF	HHD	2.31	2.57
tblVehicleEF	HHD	0.01	3.4450e-003
tblVehicleEF	HHD	0.06	0.06

tblVehicleEF	HHD	0.04	0.04
tblVehicleEF	HHD	0.01	0.03
tblVehicleEF	HHD	3.7000e-005	0.00
tblVehicleEF	HHD	0.01	3.2960e-003
tblVehicleEF	HHD	0.03	0.03
tblVehicleEF	HHD	8.8650e-003	8.8960e-003
tblVehicleEF	HHD	0.01	0.03
tblVehicleEF	HHD	3.4000e-005	0.00
tblVehicleEF	HHD	7.3000e-005	2.0000e-006
tblVehicleEF	HHD	2.3460e-003	6.0000e-005
tblVehicleEF	HHD	0.80	0.57
tblVehicleEF	HHD	4.3000e-005	1.0000e-006
tblVehicleEF	HHD	0.06	0.04
tblVehicleEF	HHD	1.5800e-004	2.7500e-004
tblVehicleEF	HHD	0.04	1.0000e-006
tblVehicleEF	HHD	0.06	0.01
tblVehicleEF	HHD	0.01	0.01
tblVehicleEF	HHD	6.9000e-005	0.00
tblVehicleEF	HHD	7.3000e-005	2.0000e-006
tblVehicleEF	HHD	2.3460e-003	6.0000e-005
tblVehicleEF	HHD	0.92	0.65
tblVehicleEF	HHD	4.3000e-005	1.0000e-006
tblVehicleEF	HHD	0.10	0.06
tblVehicleEF	HHD	1.5800e-004	2.7500e-004
tblVehicleEF	HHD	0.04	1.0000e-006
tblVehicleEF	HHD	1.28	0.03
tblVehicleEF	HHD	0.03	0.02

tblVehicleEF	HHD	0.09	0.00
tblVehicleEF	HHD	2.26	7.79
tblVehicleEF	HHD	0.45	0.25
tblVehicleEF	HHD	1.34	2.5850e-003
tblVehicleEF	HHD	6,805.04	1,418.27
tblVehicleEF	HHD	1,444.51	1,313.58
tblVehicleEF	HHD	4.59	0.02
tblVehicleEF	HHD	25.67	7.07
tblVehicleEF	HHD	2.18	2.42
tblVehicleEF	HHD	9.3550e-003	3.0680e-003
tblVehicleEF	HHD	0.06	0.06
tblVehicleEF	HHD	0.04	0.04
tblVehicleEF	HHD	0.01	0.03
tblVehicleEF	HHD	3.7000e-005	0.00
tblVehicleEF	HHD	8.9510e-003	2.9360e-003
tblVehicleEF	HHD	0.03	0.03
tblVehicleEF	HHD	8.8650e-003	8.8960e-003
tblVehicleEF	HHD	0.01	0.03
tblVehicleEF	HHD	3.4000e-005	0.00
tblVehicleEF	HHD	1.3900e-004	3.0000e-006
tblVehicleEF	HHD	2.6650e-003	6.7000e-005
tblVehicleEF	HHD	0.75	0.60
tblVehicleEF	HHD	8.2000e-005	2.0000e-006
tblVehicleEF	HHD	0.06	0.04
tblVehicleEF	HHD	1.6100e-004	2.7900e-004
tblVehicleEF	HHD	0.04	1.0000e-006
tblVehicleEF	HHD	0.06	0.01

tblVehicleEF	HHD	0.01	0.01
tblVehicleEF	HHD	6.8000e-005	0.00
tblVehicleEF	HHD	1.3900e-004	3.0000e-006
tblVehicleEF	HHD	2.6650e-003	6.7000e-005
tblVehicleEF	HHD	0.87	0.68
tblVehicleEF	HHD	8.2000e-005	2.0000e-006
tblVehicleEF	HHD	0.10	0.06
tblVehicleEF	HHD	1.6100e-004	2.7900e-004
tblVehicleEF	HHD	0.04	1.0000e-006
tblVehicleEF	HHD	1.46	0.02
tblVehicleEF	HHD	0.03	1.9060e-003
tblVehicleEF	HHD	0.09	0.00
tblVehicleEF	HHD	4.28	8.13
tblVehicleEF	HHD	0.44	0.21
tblVehicleEF	HHD	1.42	2.7200e-003
tblVehicleEF	HHD	5,896.87	1,435.73
tblVehicleEF	HHD	1,444.51	1,302.97
tblVehicleEF	HHD	4.59	0.02
tblVehicleEF	HHD	23.77	7.68
tblVehicleEF	HHD	2.30	2.54
tblVehicleEF	HHD	0.01	3.9220e-003
tblVehicleEF	HHD	0.06	0.06
tblVehicleEF	HHD	0.04	0.04
tblVehicleEF	HHD	0.01	0.03
tblVehicleEF	HHD	3.7000e-005	0.00
tblVehicleEF	HHD	0.01	3.7530e-003
tblVehicleEF	HHD	0.03	0.03

tblVehicleEF	HHD	8.8650e-003	8.8670e-003
tblVehicleEF	HHD	0.01	0.03
tblVehicleEF	HHD	3.4000e-005	0.00
tblVehicleEF	HHD	5.5000e-005	2.0000e-006
tblVehicleEF	HHD	2.4470e-003	6.7000e-005
tblVehicleEF	HHD	0.86	0.53
tblVehicleEF	HHD	3.6000e-005	1.0000e-006
tblVehicleEF	HHD	0.06	0.04
tblVehicleEF	HHD	1.6900e-004	2.9200e-004
tblVehicleEF	HHD	0.04	1.0000e-006
tblVehicleEF	HHD	0.06	0.01
tblVehicleEF	HHD	0.01	0.01
tblVehicleEF	HHD	6.9000e-005	0.00
tblVehicleEF	HHD	5.5000e-005	2.0000e-006
tblVehicleEF	HHD	2.4470e-003	6.7000e-005
tblVehicleEF	HHD	0.99	0.60
tblVehicleEF	HHD	3.6000e-005	1.0000e-006
tblVehicleEF	HHD	0.10	0.05
tblVehicleEF	HHD	1.6900e-004	2.9200e-004
tblVehicleEF	HHD	0.04	1.0000e-006
tblVehicleEF	LDA	3.6620e-003	2.1670e-003
tblVehicleEF	LDA	4.7760e-003	0.05
tblVehicleEF	LDA	0.54	0.61
tblVehicleEF	LDA	1.05	2.07
tblVehicleEF	LDA	245.52	258.05
tblVehicleEF	LDA	56.65	53.14
tblVehicleEF	LDA	0.05	0.04

tblVehicleEF	LDA	1.5830e-003	1.3740e-003
tblVehicleEF	LDA	2.2500e-003	1.8360e-003
tblVehicleEF	LDA	1.4580e-003	1.2660e-003
tblVehicleEF	LDA	2.0690e-003	1.6880e-003
tblVehicleEF	LDA	0.05	0.07
tblVehicleEF	LDA	0.10	0.10
tblVehicleEF	LDA	0.04	0.05
tblVehicleEF	LDA	9.2080e-003	8.1890e-003
tblVehicleEF	LDA	0.04	0.20
tblVehicleEF	LDA	0.06	0.21
tblVehicleEF	LDA	2.4580e-003	2.5530e-003
tblVehicleEF	LDA	5.8400e-004	5.2600e-004
tblVehicleEF	LDA	0.05	0.07
tblVehicleEF	LDA	0.10	0.10
tblVehicleEF	LDA	0.04	0.05
tblVehicleEF	LDA	0.01	0.01
tblVehicleEF	LDA	0.04	0.20
tblVehicleEF	LDA	0.07	0.23
tblVehicleEF	LDA	4.1530e-003	2.4690e-003
tblVehicleEF	LDA	4.1450e-003	0.04
tblVehicleEF	LDA	0.66	0.75
tblVehicleEF	LDA	0.93	1.82
tblVehicleEF	LDA	267.36	280.58
tblVehicleEF	LDA	56.65	52.67
tblVehicleEF	LDA	0.04	0.03
tblVehicleEF	LDA	1.5830e-003	1.3740e-003
tblVehicleEF	LDA	2.2500e-003	1.8360e-003

tblVehicleEF	LDA	1.4580e-003	1.2660e-003
tblVehicleEF	LDA	2.0690e-003	1.6880e-003
tblVehicleEF	LDA	0.09	0.13
tblVehicleEF	LDA	0.11	0.11
tblVehicleEF	LDA	0.07	0.09
tblVehicleEF	LDA	0.01	9.2540e-003
tblVehicleEF	LDA	0.04	0.20
tblVehicleEF	LDA	0.06	0.18
tblVehicleEF	LDA	2.6780e-003	2.7760e-003
tblVehicleEF	LDA	5.8200e-004	5.2100e-004
tblVehicleEF	LDA	0.09	0.13
tblVehicleEF	LDA	0.11	0.11
tblVehicleEF	LDA	0.07	0.09
tblVehicleEF	LDA	0.02	0.01
tblVehicleEF	LDA	0.04	0.20
tblVehicleEF	LDA	0.06	0.20
tblVehicleEF	LDA	3.5320e-003	2.0910e-003
tblVehicleEF	LDA	4.9050e-003	0.05
tblVehicleEF	LDA	0.51	0.57
tblVehicleEF	LDA	1.08	2.11
tblVehicleEF	LDA	239.46	251.86
tblVehicleEF	LDA	56.65	53.22
tblVehicleEF	LDA	0.04	0.03
tblVehicleEF	LDA	1.5830e-003	1.3740e-003
tblVehicleEF	LDA	2.2500e-003	1.8360e-003
tblVehicleEF	LDA	1.4580e-003	1.2660e-003
tblVehicleEF	LDA	2.0690e-003	1.6880e-003

tblVehicleEF	LDA	0.04	0.05
tblVehicleEF	LDA	0.10	0.10
tblVehicleEF	LDA	0.03	0.04
tblVehicleEF	LDA	8.8850e-003	7.9080e-003
tblVehicleEF	LDA	0.04	0.23
tblVehicleEF	LDA	0.07	0.21
tblVehicleEF	LDA	2.3970e-003	2.4920e-003
tblVehicleEF	LDA	5.8500e-004	5.2700e-004
tblVehicleEF	LDA	0.04	0.05
tblVehicleEF	LDA	0.10	0.10
tblVehicleEF	LDA	0.03	0.04
tblVehicleEF	LDA	0.01	0.01
tblVehicleEF	LDA	0.04	0.23
tblVehicleEF	LDA	0.07	0.23
tblVehicleEF	LDT1	0.01	6.9370e-003
tblVehicleEF	LDT1	0.02	0.08
tblVehicleEF	LDT1	1.32	1.43
tblVehicleEF	LDT1	3.05	2.34
tblVehicleEF	LDT1	305.87	308.06
tblVehicleEF	LDT1	70.39	64.70
tblVehicleEF	LDT1	0.13	0.12
tblVehicleEF	LDT1	2.3960e-003	2.0960e-003
tblVehicleEF	LDT1	3.5150e-003	2.7320e-003
tblVehicleEF	LDT1	2.2060e-003	1.9290e-003
tblVehicleEF	LDT1	3.2320e-003	2.5120e-003
tblVehicleEF	LDT1	0.20	0.21
tblVehicleEF	LDT1	0.32	0.25

tblVehicleEF	LDT1	0.13	0.14
tblVehicleEF	LDT1	0.03	0.03
tblVehicleEF	LDT1	0.19	0.80
tblVehicleEF	LDT1	0.21	0.39
tblVehicleEF	LDT1	3.0750e-003	3.0480e-003
tblVehicleEF	LDT1	7.5800e-004	6.4000e-004
tblVehicleEF	LDT1	0.20	0.21
tblVehicleEF	LDT1	0.32	0.25
tblVehicleEF	LDT1	0.13	0.14
tblVehicleEF	LDT1	0.04	0.04
tblVehicleEF	LDT1	0.19	0.80
tblVehicleEF	LDT1	0.23	0.43
tblVehicleEF	LDT1	0.01	7.8400e-003
tblVehicleEF	LDT1	0.01	0.07
tblVehicleEF	LDT1	1.59	1.74
tblVehicleEF	LDT1	2.68	2.07
tblVehicleEF	LDT1	332.27	332.04
tblVehicleEF	LDT1	70.39	64.11
tblVehicleEF	LDT1	0.12	0.12
tblVehicleEF	LDT1	2.3960e-003	2.0960e-003
tblVehicleEF	LDT1	3.5150e-003	2.7320e-003
tblVehicleEF	LDT1	2.2060e-003	1.9290e-003
tblVehicleEF	LDT1	3.2320e-003	2.5120e-003
tblVehicleEF	LDT1	0.38	0.40
tblVehicleEF	LDT1	0.40	0.31
tblVehicleEF	LDT1	0.25	0.27
tblVehicleEF	LDT1	0.03	0.03

tblVehicleEF	LDT1	0.19	0.80
tblVehicleEF	LDT1	0.18	0.34
tblVehicleEF	LDT1	3.3430e-003	3.2860e-003
tblVehicleEF	LDT1	7.5100e-004	6.3400e-004
tblVehicleEF	LDT1	0.38	0.40
tblVehicleEF	LDT1	0.40	0.31
tblVehicleEF	LDT1	0.25	0.27
tblVehicleEF	LDT1	0.04	0.05
tblVehicleEF	LDT1	0.19	0.80
tblVehicleEF	LDT1	0.20	0.38
tblVehicleEF	LDT1	0.01	6.6720e-003
tblVehicleEF	LDT1	0.02	0.08
tblVehicleEF	LDT1	1.24	1.34
tblVehicleEF	LDT1	3.11	2.39
tblVehicleEF	LDT1	298.00	300.78
tblVehicleEF	LDT1	70.39	64.83
tblVehicleEF	LDT1	0.12	0.12
tblVehicleEF	LDT1	2.3960e-003	2.0960e-003
tblVehicleEF	LDT1	3.5150e-003	2.7320e-003
tblVehicleEF	LDT1	2.2060e-003	1.9290e-003
tblVehicleEF	LDT1	3.2320e-003	2.5120e-003
tblVehicleEF	LDT1	0.17	0.17
tblVehicleEF	LDT1	0.36	0.28
tblVehicleEF	LDT1	0.11	0.12
tblVehicleEF	LDT1	0.03	0.03
tblVehicleEF	LDT1	0.22	0.93
tblVehicleEF	LDT1	0.22	0.41

tblVehicleEF	LDT1	2.9950e-003	2.9760e-003
tblVehicleEF	LDT1	7.5900e-004	6.4200e-004
tblVehicleEF	LDT1	0.17	0.17
tblVehicleEF	LDT1	0.36	0.28
tblVehicleEF	LDT1	0.11	0.12
tblVehicleEF	LDT1	0.04	0.04
tblVehicleEF	LDT1	0.22	0.93
tblVehicleEF	LDT1	0.24	0.44
tblVehicleEF	LDT2	5.1640e-003	3.7850e-003
tblVehicleEF	LDT2	6.4600e-003	0.07
tblVehicleEF	LDT2	0.71	0.90
tblVehicleEF	LDT2	1.39	2.64
tblVehicleEF	LDT2	342.68	326.57
tblVehicleEF	LDT2	78.65	68.91
tblVehicleEF	LDT2	0.07	0.08
tblVehicleEF	LDT2	1.6000e-003	1.4270e-003
tblVehicleEF	LDT2	2.3460e-003	1.8750e-003
tblVehicleEF	LDT2	1.4710e-003	1.3130e-003
tblVehicleEF	LDT2	2.1570e-003	1.7240e-003
tblVehicleEF	LDT2	0.07	0.11
tblVehicleEF	LDT2	0.11	0.13
tblVehicleEF	LDT2	0.05	0.09
tblVehicleEF	LDT2	0.01	0.02
tblVehicleEF	LDT2	0.06	0.43
tblVehicleEF	LDT2	0.09	0.31
tblVehicleEF	LDT2	3.4320e-003	3.2310e-003
tblVehicleEF	LDT2	8.1000e-004	6.8200e-004

tblVehicleEF	LDT2	0.07	0.11
tblVehicleEF	LDT2	0.11	0.13
tblVehicleEF	LDT2	0.05	0.09
tblVehicleEF	LDT2	0.02	0.02
tblVehicleEF	LDT2	0.06	0.43
tblVehicleEF	LDT2	0.10	0.33
tblVehicleEF	LDT2	5.8560e-003	4.3030e-003
tblVehicleEF	LDT2	5.6090e-003	0.06
tblVehicleEF	LDT2	0.87	1.10
tblVehicleEF	LDT2	1.23	2.34
tblVehicleEF	LDT2	372.88	349.63
tblVehicleEF	LDT2	78.65	68.30
tblVehicleEF	LDT2	0.07	0.07
tblVehicleEF	LDT2	1.6000e-003	1.4270e-003
tblVehicleEF	LDT2	2.3460e-003	1.8750e-003
tblVehicleEF	LDT2	1.4710e-003	1.3130e-003
tblVehicleEF	LDT2	2.1570e-003	1.7240e-003
tblVehicleEF	LDT2	0.13	0.21
tblVehicleEF	LDT2	0.13	0.16
tblVehicleEF	LDT2	0.10	0.16
tblVehicleEF	LDT2	0.01	0.02
tblVehicleEF	LDT2	0.06	0.43
tblVehicleEF	LDT2	0.08	0.27
tblVehicleEF	LDT2	3.7360e-003	3.4590e-003
tblVehicleEF	LDT2	8.0700e-004	6.7600e-004
tblVehicleEF	LDT2	0.13	0.21
tblVehicleEF	LDT2	0.13	0.16

tblVehicleEF	LDT2	0.10	0.16
tblVehicleEF	LDT2	0.02	0.03
tblVehicleEF	LDT2	0.06	0.43
tblVehicleEF	LDT2	0.08	0.29
tblVehicleEF	LDT2	4.9650e-003	3.6320e-003
tblVehicleEF	LDT2	6.6500e-003	0.07
tblVehicleEF	LDT2	0.67	0.84
tblVehicleEF	LDT2	1.42	2.71
tblVehicleEF	LDT2	333.62	319.57
tblVehicleEF	LDT2	78.65	69.04
tblVehicleEF	LDT2	0.07	0.08
tblVehicleEF	LDT2	1.6000e-003	1.4270e-003
tblVehicleEF	LDT2	2.3460e-003	1.8750e-003
tblVehicleEF	LDT2	1.4710e-003	1.3130e-003
tblVehicleEF	LDT2	2.1570e-003	1.7240e-003
tblVehicleEF	LDT2	0.05	0.08
tblVehicleEF	LDT2	0.12	0.14
tblVehicleEF	LDT2	0.04	0.07
tblVehicleEF	LDT2	0.01	0.01
tblVehicleEF	LDT2	0.07	0.49
tblVehicleEF	LDT2	0.09	0.31
tblVehicleEF	LDT2	3.3410e-003	3.1620e-003
tblVehicleEF	LDT2	8.1000e-004	6.8300e-004
tblVehicleEF	LDT2	0.05	0.08
tblVehicleEF	LDT2	0.12	0.14
tblVehicleEF	LDT2	0.04	0.07
tblVehicleEF	LDT2	0.02	0.02

tblVehicleEF	LDT2	0.07	0.49
tblVehicleEF	LDT2	0.10	0.34
tblVehicleEF	LHD1	5.1810e-003	4.7600e-003
tblVehicleEF	LHD1	9.5070e-003	4.8390e-003
tblVehicleEF	LHD1	0.02	0.01
tblVehicleEF	LHD1	0.14	0.17
tblVehicleEF	LHD1	0.88	0.66
tblVehicleEF	LHD1	2.26	0.93
tblVehicleEF	LHD1	9.26	9.38
tblVehicleEF	LHD1	602.20	632.13
tblVehicleEF	LHD1	29.86	10.36
tblVehicleEF	LHD1	0.09	0.08
tblVehicleEF	LHD1	2.06	1.46
tblVehicleEF	LHD1	9.7000e-004	9.7900e-004
tblVehicleEF	LHD1	0.01	0.01
tblVehicleEF	LHD1	0.01	0.01
tblVehicleEF	LHD1	8.2900e-004	2.2300e-004
tblVehicleEF	LHD1	9.2800e-004	9.3700e-004
tblVehicleEF	LHD1	2.5490e-003	2.5040e-003
tblVehicleEF	LHD1	0.01	9.9950e-003
tblVehicleEF	LHD1	7.6200e-004	2.0500e-004
tblVehicleEF	LHD1	3.7780e-003	3.0170e-003
tblVehicleEF	LHD1	0.10	0.08
tblVehicleEF	LHD1	0.02	0.02
tblVehicleEF	LHD1	1.8760e-003	1.4960e-003
tblVehicleEF	LHD1	0.07	0.06
tblVehicleEF	LHD1	0.31	0.47

tblVehicleEF	LHD1	0.24	0.07
tblVehicleEF	LHD1	9.2000e-005	9.1000e-005
tblVehicleEF	LHD1	5.9030e-003	6.1480e-003
tblVehicleEF	LHD1	3.4200e-004	1.0300e-004
tblVehicleEF	LHD1	3.7780e-003	3.0170e-003
tblVehicleEF	LHD1	0.10	0.08
tblVehicleEF	LHD1	0.02	0.03
tblVehicleEF	LHD1	1.8760e-003	1.4960e-003
tblVehicleEF	LHD1	0.09	0.07
tblVehicleEF	LHD1	0.31	0.47
tblVehicleEF	LHD1	0.27	0.08
tblVehicleEF	LHD1	5.1810e-003	4.7720e-003
tblVehicleEF	LHD1	9.6980e-003	4.9170e-003
tblVehicleEF	LHD1	0.02	0.01
tblVehicleEF	LHD1	0.14	0.17
tblVehicleEF	LHD1	0.89	0.67
tblVehicleEF	LHD1	2.15	0.88
tblVehicleEF	LHD1	9.26	9.38
tblVehicleEF	LHD1	602.20	632.14
tblVehicleEF	LHD1	29.86	10.28
tblVehicleEF	LHD1	0.09	0.08
tblVehicleEF	LHD1	1.94	1.37
tblVehicleEF	LHD1	9.7000e-004	9.7900e-004
tblVehicleEF	LHD1	0.01	0.01
tblVehicleEF	LHD1	0.01	0.01
tblVehicleEF	LHD1	8.2900e-004	2.2300e-004
tblVehicleEF	LHD1	9.2800e-004	9.3700e-004

tblVehicleEF	LHD1	2.5490e-003	2.5040e-003
tblVehicleEF	LHD1	0.01	9.9950e-003
tblVehicleEF	LHD1	7.6200e-004	2.0500e-004
tblVehicleEF	LHD1	7.0590e-003	5.6440e-003
tblVehicleEF	LHD1	0.12	0.09
tblVehicleEF	LHD1	0.02	0.02
tblVehicleEF	LHD1	3.5660e-003	2.8600e-003
tblVehicleEF	LHD1	0.07	0.06
tblVehicleEF	LHD1	0.32	0.48
tblVehicleEF	LHD1	0.23	0.07
tblVehicleEF	LHD1	9.2000e-005	9.1000e-005
tblVehicleEF	LHD1	5.9030e-003	6.1480e-003
tblVehicleEF	LHD1	3.4000e-004	1.0200e-004
tblVehicleEF	LHD1	7.0590e-003	5.6440e-003
tblVehicleEF	LHD1	0.12	0.09
tblVehicleEF	LHD1	0.02	0.03
tblVehicleEF	LHD1	3.5660e-003	2.8600e-003
tblVehicleEF	LHD1	0.09	0.07
tblVehicleEF	LHD1	0.32	0.48
tblVehicleEF	LHD1	0.25	0.08
tblVehicleEF	LHD1	5.1810e-003	4.7590e-003
tblVehicleEF	LHD1	9.4900e-003	4.8280e-003
tblVehicleEF	LHD1	0.02	0.01
tblVehicleEF	LHD1	0.14	0.17
tblVehicleEF	LHD1	0.88	0.66
tblVehicleEF	LHD1	2.26	0.93
tblVehicleEF	LHD1	9.26	9.38

tblVehicleEF	LHD1	602.20	632.12
tblVehicleEF	LHD1	29.86	10.37
tblVehicleEF	LHD1	0.09	0.08
tblVehicleEF	LHD1	2.04	1.44
tblVehicleEF	LHD1	9.7000e-004	9.7900e-004
tblVehicleEF	LHD1	0.01	0.01
tblVehicleEF	LHD1	0.01	0.01
tblVehicleEF	LHD1	8.2900e-004	2.2300e-004
tblVehicleEF	LHD1	9.2800e-004	9.3700e-004
tblVehicleEF	LHD1	2.5490e-003	2.5040e-003
tblVehicleEF	LHD1	0.01	9.9950e-003
tblVehicleEF	LHD1	7.6200e-004	2.0500e-004
tblVehicleEF	LHD1	3.3490e-003	2.6630e-003
tblVehicleEF	LHD1	0.11	0.09
tblVehicleEF	LHD1	0.02	0.02
tblVehicleEF	LHD1	1.7110e-003	1.3580e-003
tblVehicleEF	LHD1	0.07	0.06
tblVehicleEF	LHD1	0.34	0.51
tblVehicleEF	LHD1	0.24	0.07
tblVehicleEF	LHD1	9.2000e-005	9.1000e-005
tblVehicleEF	LHD1	5.9020e-003	6.1480e-003
tblVehicleEF	LHD1	3.4200e-004	1.0300e-004
tblVehicleEF	LHD1	3.3490e-003	2.6630e-003
tblVehicleEF	LHD1	0.11	0.09
tblVehicleEF	LHD1	0.02	0.03
tblVehicleEF	LHD1	1.7110e-003	1.3580e-003
tblVehicleEF	LHD1	0.09	0.07

tblVehicleEF	LHD1	0.34	0.51
tblVehicleEF	LHD1	0.27	0.08
tblVehicleEF	LHD2	3.4600e-003	3.0860e-003
tblVehicleEF	LHD2	4.0020e-003	3.5550e-003
tblVehicleEF	LHD2	7.4040e-003	8.4670e-003
tblVehicleEF	LHD2	0.12	0.13
tblVehicleEF	LHD2	0.45	0.48
tblVehicleEF	LHD2	1.08	0.54
tblVehicleEF	LHD2	14.41	14.77
tblVehicleEF	LHD2	598.41	631.11
tblVehicleEF	LHD2	23.24	7.16
tblVehicleEF	LHD2	0.11	0.12
tblVehicleEF	LHD2	1.50	1.61
tblVehicleEF	LHD2	1.3120e-003	1.4480e-003
tblVehicleEF	LHD2	0.01	0.01
tblVehicleEF	LHD2	0.01	0.01
tblVehicleEF	LHD2	3.7000e-004	1.1000e-004
tblVehicleEF	LHD2	1.2550e-003	1.3860e-003
tblVehicleEF	LHD2	2.7000e-003	2.7130e-003
tblVehicleEF	LHD2	0.01	0.01
tblVehicleEF	LHD2	3.4000e-004	1.0100e-004
tblVehicleEF	LHD2	1.4050e-003	1.6110e-003
tblVehicleEF	LHD2	0.04	0.04
tblVehicleEF	LHD2	0.01	0.02
tblVehicleEF	LHD2	7.4200e-004	8.1800e-004
tblVehicleEF	LHD2	0.05	0.06
tblVehicleEF	LHD2	0.08	0.23

tblVehicleEF	LHD2	0.10	0.04
tblVehicleEF	LHD2	1.4000e-004	1.4100e-004
tblVehicleEF	LHD2	5.8170e-003	6.0810e-003
tblVehicleEF	LHD2	2.5200e-004	7.1000e-005
tblVehicleEF	LHD2	1.4050e-003	1.6110e-003
tblVehicleEF	LHD2	0.04	0.04
tblVehicleEF	LHD2	0.02	0.02
tblVehicleEF	LHD2	7.4200e-004	8.1800e-004
tblVehicleEF	LHD2	0.06	0.07
tblVehicleEF	LHD2	0.08	0.23
tblVehicleEF	LHD2	0.11	0.05
tblVehicleEF	LHD2	3.4600e-003	3.0930e-003
tblVehicleEF	LHD2	4.0450e-003	3.5800e-003
tblVehicleEF	LHD2	7.1500e-003	8.1830e-003
tblVehicleEF	LHD2	0.12	0.13
tblVehicleEF	LHD2	0.45	0.49
tblVehicleEF	LHD2	1.04	0.51
tblVehicleEF	LHD2	14.41	14.77
tblVehicleEF	LHD2	598.41	631.12
tblVehicleEF	LHD2	23.24	7.12
tblVehicleEF	LHD2	0.11	0.12
tblVehicleEF	LHD2	1.41	1.52
tblVehicleEF	LHD2	1.3120e-003	1.4480e-003
tblVehicleEF	LHD2	0.01	0.01
tblVehicleEF	LHD2	0.01	0.01
tblVehicleEF	LHD2	3.7000e-004	1.1000e-004
tblVehicleEF	LHD2	1.2550e-003	1.3860e-003

tblVehicleEF	LHD2	2.7000e-003	2.7130e-003
tblVehicleEF	LHD2	0.01	0.01
tblVehicleEF	LHD2	3.4000e-004	1.0100e-004
tblVehicleEF	LHD2	2.6530e-003	3.0380e-003
tblVehicleEF	LHD2	0.04	0.05
tblVehicleEF	LHD2	0.01	0.02
tblVehicleEF	LHD2	1.3950e-003	1.5540e-003
tblVehicleEF	LHD2	0.05	0.06
tblVehicleEF	LHD2	0.08	0.24
tblVehicleEF	LHD2	0.10	0.04
tblVehicleEF	LHD2	1.4000e-004	1.4100e-004
tblVehicleEF	LHD2	5.8170e-003	6.0810e-003
tblVehicleEF	LHD2	2.5100e-004	7.0000e-005
tblVehicleEF	LHD2	2.6530e-003	3.0380e-003
tblVehicleEF	LHD2	0.04	0.05
tblVehicleEF	LHD2	0.02	0.02
tblVehicleEF	LHD2	1.3950e-003	1.5540e-003
tblVehicleEF	LHD2	0.06	0.07
tblVehicleEF	LHD2	0.08	0.24
tblVehicleEF	LHD2	0.11	0.04
tblVehicleEF	LHD2	3.4600e-003	3.0850e-003
tblVehicleEF	LHD2	3.9920e-003	3.5470e-003
tblVehicleEF	LHD2	7.4470e-003	8.5290e-003
tblVehicleEF	LHD2	0.12	0.13
tblVehicleEF	LHD2	0.45	0.48
tblVehicleEF	LHD2	1.09	0.54
tblVehicleEF	LHD2	14.41	14.77

tblVehicleEF	LHD2	598.41	631.11
tblVehicleEF	LHD2	23.24	7.17
tblVehicleEF	LHD2	0.11	0.12
tblVehicleEF	LHD2	1.48	1.59
tblVehicleEF	LHD2	1.3120e-003	1.4480e-003
tblVehicleEF	LHD2	0.01	0.01
tblVehicleEF	LHD2	0.01	0.01
tblVehicleEF	LHD2	3.7000e-004	1.1000e-004
tblVehicleEF	LHD2	1.2550e-003	1.3860e-003
tblVehicleEF	LHD2	2.7000e-003	2.7130e-003
tblVehicleEF	LHD2	0.01	0.01
tblVehicleEF	LHD2	3.4000e-004	1.0100e-004
tblVehicleEF	LHD2	1.1040e-003	1.2560e-003
tblVehicleEF	LHD2	0.04	0.04
tblVehicleEF	LHD2	0.01	0.02
tblVehicleEF	LHD2	6.2900e-004	6.8000e-004
tblVehicleEF	LHD2	0.05	0.06
tblVehicleEF	LHD2	0.08	0.25
tblVehicleEF	LHD2	0.10	0.04
tblVehicleEF	LHD2	1.4000e-004	1.4100e-004
tblVehicleEF	LHD2	5.8170e-003	6.0810e-003
tblVehicleEF	LHD2	2.5200e-004	7.1000e-005
tblVehicleEF	LHD2	1.1040e-003	1.2560e-003
tblVehicleEF	LHD2	0.04	0.04
tblVehicleEF	LHD2	0.02	0.02
tblVehicleEF	LHD2	6.2900e-004	6.8000e-004
tblVehicleEF	LHD2	0.06	0.07

tblVehicleEF	LHD2	0.08	0.25
tblVehicleEF	LHD2	0.11	0.05
tblVehicleEF	MCY	0.42	0.32
tblVehicleEF	MCY	0.15	0.24
tblVehicleEF	MCY	19.14	19.26
tblVehicleEF	MCY	9.69	8.57
tblVehicleEF	MCY	166.26	208.19
tblVehicleEF	MCY	45.80	60.41
tblVehicleEF	MCY	1.12	1.12
tblVehicleEF	MCY	1.8240e-003	1.8040e-003
tblVehicleEF	MCY	3.3680e-003	2.8470e-003
tblVehicleEF	MCY	1.7050e-003	1.6870e-003
tblVehicleEF	MCY	3.1720e-003	2.6790e-003
tblVehicleEF	MCY	1.69	1.66
tblVehicleEF	MCY	0.85	0.84
tblVehicleEF	MCY	0.92	0.90
tblVehicleEF	MCY	2.13	2.14
tblVehicleEF	MCY	0.56	1.82
tblVehicleEF	MCY	2.06	1.82
tblVehicleEF	MCY	2.0370e-003	2.0600e-003
tblVehicleEF	MCY	6.7700e-004	5.9800e-004
tblVehicleEF	MCY	1.69	1.66
tblVehicleEF	MCY	0.85	0.84
tblVehicleEF	MCY	0.92	0.90
tblVehicleEF	MCY	2.63	2.64
tblVehicleEF	MCY	0.56	1.82
tblVehicleEF	MCY	2.24	1.98

tblVehicleEF	MCY	0.42	0.32
tblVehicleEF	MCY	0.14	0.22
tblVehicleEF	MCY	19.85	19.92
tblVehicleEF	MCY	9.10	8.00
tblVehicleEF	MCY	166.26	209.15
tblVehicleEF	MCY	45.80	58.86
tblVehicleEF	MCY	0.98	0.98
tblVehicleEF	MCY	1.8240e-003	1.8040e-003
tblVehicleEF	MCY	3.3680e-003	2.8470e-003
tblVehicleEF	MCY	1.7050e-003	1.6870e-003
tblVehicleEF	MCY	3.1720e-003	2.6790e-003
tblVehicleEF	MCY	3.36	3.29
tblVehicleEF	MCY	1.24	1.24
tblVehicleEF	MCY	2.10	2.05
tblVehicleEF	MCY	2.11	2.12
tblVehicleEF	MCY	0.56	1.82
tblVehicleEF	MCY	1.85	1.62
tblVehicleEF	MCY	2.0480e-003	2.0700e-003
tblVehicleEF	MCY	6.6100e-004	5.8200e-004
tblVehicleEF	MCY	3.36	3.29
tblVehicleEF	MCY	1.24	1.24
tblVehicleEF	MCY	2.10	2.05
tblVehicleEF	MCY	2.61	2.61
tblVehicleEF	MCY	0.56	1.82
tblVehicleEF	MCY	2.01	1.77
tblVehicleEF	MCY	0.42	0.32
tblVehicleEF	MCY	0.15	0.24

tblVehicleEF	MCY	18.68	18.80
tblVehicleEF	MCY	9.65	8.51
tblVehicleEF	MCY	166.26	207.43
tblVehicleEF	MCY	45.80	60.33
tblVehicleEF	MCY	1.12	1.12
tblVehicleEF	MCY	1.8240e-003	1.8040e-003
tblVehicleEF	MCY	3.3680e-003	2.8470e-003
tblVehicleEF	MCY	1.7050e-003	1.6870e-003
tblVehicleEF	MCY	3.1720e-003	2.6790e-003
tblVehicleEF	MCY	1.60	1.59
tblVehicleEF	MCY	1.04	1.03
tblVehicleEF	MCY	0.74	0.73
tblVehicleEF	MCY	2.12	2.13
tblVehicleEF	MCY	0.64	2.07
tblVehicleEF	MCY	2.07	1.82
tblVehicleEF	MCY	2.0300e-003	2.0530e-003
tblVehicleEF	MCY	6.7700e-004	5.9700e-004
tblVehicleEF	MCY	1.60	1.59
tblVehicleEF	MCY	1.04	1.03
tblVehicleEF	MCY	0.74	0.73
tblVehicleEF	MCY	2.62	2.63
tblVehicleEF	MCY	0.64	2.07
tblVehicleEF	MCY	2.26	1.98
tblVehicleEF	MDV	0.01	4.9040e-003
tblVehicleEF	MDV	0.02	0.08
tblVehicleEF	MDV	1.26	1.05
tblVehicleEF	MDV	2.88	3.10

tblVehicleEF	MDV	474.24	407.96
tblVehicleEF	MDV	107.24	85.75
tblVehicleEF	MDV	0.15	0.10
tblVehicleEF	MDV	1.6800e-003	1.4930e-003
tblVehicleEF	MDV	2.4130e-003	1.9530e-003
tblVehicleEF	MDV	1.5490e-003	1.3770e-003
tblVehicleEF	MDV	2.2190e-003	1.7960e-003
tblVehicleEF	MDV	0.11	0.13
tblVehicleEF	MDV	0.20	0.16
tblVehicleEF	MDV	0.09	0.11
tblVehicleEF	MDV	0.03	0.02
tblVehicleEF	MDV	0.11	0.49
tblVehicleEF	MDV	0.22	0.41
tblVehicleEF	MDV	4.7510e-003	4.0340e-003
tblVehicleEF	MDV	1.1230e-003	8.4900e-004
tblVehicleEF	MDV	0.11	0.13
tblVehicleEF	MDV	0.20	0.16
tblVehicleEF	MDV	0.09	0.11
tblVehicleEF	MDV	0.04	0.03
tblVehicleEF	MDV	0.11	0.49
tblVehicleEF	MDV	0.24	0.44
tblVehicleEF	MDV	0.01	5.5890e-003
tblVehicleEF	MDV	0.01	0.07
tblVehicleEF	MDV	1.53	1.28
tblVehicleEF	MDV	2.54	2.73
tblVehicleEF	MDV	514.80	432.45
tblVehicleEF	MDV	107.24	84.99

tblVehicleEF	MDV	0.14	0.10
tblVehicleEF	MDV	1.6800e-003	1.4930e-003
tblVehicleEF	MDV	2.4130e-003	1.9530e-003
tblVehicleEF	MDV	1.5490e-003	1.3770e-003
tblVehicleEF	MDV	2.2190e-003	1.7960e-003
tblVehicleEF	MDV	0.21	0.25
tblVehicleEF	MDV	0.23	0.19
tblVehicleEF	MDV	0.17	0.20
tblVehicleEF	MDV	0.03	0.02
tblVehicleEF	MDV	0.11	0.49
tblVehicleEF	MDV	0.19	0.35
tblVehicleEF	MDV	5.1610e-003	4.2760e-003
tblVehicleEF	MDV	1.1170e-003	8.4100e-004
tblVehicleEF	MDV	0.21	0.25
tblVehicleEF	MDV	0.23	0.19
tblVehicleEF	MDV	0.17	0.20
tblVehicleEF	MDV	0.05	0.03
tblVehicleEF	MDV	0.11	0.49
tblVehicleEF	MDV	0.21	0.39
tblVehicleEF	MDV	0.01	4.7070e-003
tblVehicleEF	MDV	0.02	0.09
tblVehicleEF	MDV	1.18	0.98
tblVehicleEF	MDV	2.94	3.17
tblVehicleEF	MDV	462.11	400.61
tblVehicleEF	MDV	107.24	85.90
tblVehicleEF	MDV	0.14	0.10
tblVehicleEF	MDV	1.6800e-003	1.4930e-003

tblVehicleEF	MDV	2.4130e-003	1.9530e-003
tblVehicleEF	MDV	1.5490e-003	1.3770e-003
tblVehicleEF	MDV	2.2190e-003	1.7960e-003
tblVehicleEF	MDV	0.09	0.10
tblVehicleEF	MDV	0.21	0.17
tblVehicleEF	MDV	0.08	0.09
tblVehicleEF	MDV	0.03	0.02
tblVehicleEF	MDV	0.13	0.55
tblVehicleEF	MDV	0.23	0.42
tblVehicleEF	MDV	4.6290e-003	3.9610e-003
tblVehicleEF	MDV	1.1240e-003	8.5000e-004
tblVehicleEF	MDV	0.09	0.10
tblVehicleEF	MDV	0.21	0.17
tblVehicleEF	MDV	0.08	0.09
tblVehicleEF	MDV	0.04	0.03
tblVehicleEF	MDV	0.13	0.55
tblVehicleEF	MDV	0.25	0.46
tblVehicleEF	MH	0.03	3.2770e-003
tblVehicleEF	MH	0.02	0.00
tblVehicleEF	MH	2.33	0.33
tblVehicleEF	MH	5.58	0.00
tblVehicleEF	MH	998.83	934.95
tblVehicleEF	MH	57.38	0.00
tblVehicleEF	MH	1.57	4.29
tblVehicleEF	MH	0.01	0.02
tblVehicleEF	MH	0.04	0.14
tblVehicleEF	MH	1.0280e-003	0.00

tblVehicleEF	MH	3.2460e-003	4.0000e-003
tblVehicleEF	MH	0.04	0.13
tblVehicleEF	MH	9.4600e-004	0.00
tblVehicleEF	MH	1.47	0.00
tblVehicleEF	MH	0.08	0.00
tblVehicleEF	MH	0.51	0.00
tblVehicleEF	MH	0.08	0.07
tblVehicleEF	MH	0.03	0.00
tblVehicleEF	MH	0.33	0.00
tblVehicleEF	MH	9.9070e-003	8.8390e-003
tblVehicleEF	MH	6.7100e-004	0.00
tblVehicleEF	MH	1.47	0.00
tblVehicleEF	MH	0.08	0.00
tblVehicleEF	MH	0.51	0.00
tblVehicleEF	MH	0.11	0.08
tblVehicleEF	MH	0.03	0.00
tblVehicleEF	MH	0.36	0.00
tblVehicleEF	MH	0.03	3.2770e-003
tblVehicleEF	MH	0.02	0.00
tblVehicleEF	MH	2.40	0.33
tblVehicleEF	MH	5.19	0.00
tblVehicleEF	MH	998.83	934.95
tblVehicleEF	MH	57.38	0.00
tblVehicleEF	MH	1.46	4.05
tblVehicleEF	MH	0.01	0.02
tblVehicleEF	MH	0.04	0.14
tblVehicleEF	MH	1.0280e-003	0.00

tblVehicleEF	MH	3.2460e-003	4.0000e-003
tblVehicleEF	MH	0.04	0.13
tblVehicleEF	MH	9.4600e-004	0.00
tblVehicleEF	MH	2.69	0.00
tblVehicleEF	MH	0.09	0.00
tblVehicleEF	MH	1.00	0.00
tblVehicleEF	MH	0.09	0.07
tblVehicleEF	MH	0.03	0.00
tblVehicleEF	MH	0.31	0.00
tblVehicleEF	MH	9.9080e-003	8.8390e-003
tblVehicleEF	MH	6.6400e-004	0.00
tblVehicleEF	MH	2.69	0.00
tblVehicleEF	MH	0.09	0.00
tblVehicleEF	MH	1.00	0.00
tblVehicleEF	MH	0.12	0.08
tblVehicleEF	MH	0.03	0.00
tblVehicleEF	MH	0.34	0.00
tblVehicleEF	MH	0.03	3.2770e-003
tblVehicleEF	MH	0.02	0.00
tblVehicleEF	MH	2.32	0.33
tblVehicleEF	MH	5.61	0.00
tblVehicleEF	MH	998.83	934.95
tblVehicleEF	MH	57.38	0.00
tblVehicleEF	MH	1.55	4.25
tblVehicleEF	MH	0.01	0.02
tblVehicleEF	MH	0.04	0.14
tblVehicleEF	MH	1.0280e-003	0.00

tblVehicleEF	MH	3.2460e-003	4.0000e-003
tblVehicleEF	MH	0.04	0.13
tblVehicleEF	MH	9.4600e-004	0.00
tblVehicleEF	MH	1.48	0.00
tblVehicleEF	MH	0.10	0.00
tblVehicleEF	MH	0.50	0.00
tblVehicleEF	MH	0.08	0.07
tblVehicleEF	MH	0.03	0.00
tblVehicleEF	MH	0.33	0.00
tblVehicleEF	MH	9.9070e-003	8.8390e-003
tblVehicleEF	MH	6.7200e-004	0.00
tblVehicleEF	MH	1.48	0.00
tblVehicleEF	MH	0.10	0.00
tblVehicleEF	MH	0.50	0.00
tblVehicleEF	MH	0.11	0.08
tblVehicleEF	MH	0.03	0.00
tblVehicleEF	MH	0.36	0.00
tblVehicleEF	MHD	0.02	3.1740e-003
tblVehicleEF	MHD	3.1970e-003	3.4150e-003
tblVehicleEF	MHD	0.05	8.4360e-003
tblVehicleEF	MHD	0.35	0.34
tblVehicleEF	MHD	0.24	0.36
tblVehicleEF	MHD	5.47	0.98
tblVehicleEF	MHD	152.51	72.73
tblVehicleEF	MHD	1,062.94	972.64
tblVehicleEF	MHD	54.61	8.27
tblVehicleEF	MHD	0.61	0.57

tblVehicleEF	MHD	0.89	1.55
tblVehicleEF	MHD	9.8000e-004	1.4440e-003
tblVehicleEF	MHD	5.7040e-003	0.05
tblVehicleEF	MHD	7.4900e-004	9.5000e-005
tblVehicleEF	MHD	9.3700e-004	1.3820e-003
tblVehicleEF	MHD	5.4540e-003	0.04
tblVehicleEF	MHD	6.8900e-004	8.7000e-005
tblVehicleEF	MHD	1.6000e-003	6.7900e-004
tblVehicleEF	MHD	0.05	0.02
tblVehicleEF	MHD	0.03	0.02
tblVehicleEF	MHD	8.0100e-004	3.4200e-004
tblVehicleEF	MHD	0.03	0.05
tblVehicleEF	MHD	0.02	0.10
tblVehicleEF	MHD	0.33	0.04
tblVehicleEF	MHD	1.4660e-003	6.9000e-004
tblVehicleEF	MHD	0.01	9.2620e-003
tblVehicleEF	MHD	6.4200e-004	8.2000e-005
tblVehicleEF	MHD	1.6000e-003	6.7900e-004
tblVehicleEF	MHD	0.05	0.02
tblVehicleEF	MHD	0.04	0.02
tblVehicleEF	MHD	8.0100e-004	3.4200e-004
tblVehicleEF	MHD	0.03	0.06
tblVehicleEF	MHD	0.02	0.10
tblVehicleEF	MHD	0.36	0.05
tblVehicleEF	MHD	0.02	3.0150e-003
tblVehicleEF	MHD	3.2380e-003	3.4390e-003
tblVehicleEF	MHD	0.05	8.1570e-003

tblVehicleEF	MHD	0.25	0.29
tblVehicleEF	MHD	0.25	0.36
tblVehicleEF	MHD	5.23	0.94
tblVehicleEF	MHD	161.54	73.65
tblVehicleEF	MHD	1,062.94	972.65
tblVehicleEF	MHD	54.61	8.20
tblVehicleEF	MHD	0.63	0.57
tblVehicleEF	MHD	0.83	1.46
tblVehicleEF	MHD	8.2600e-004	1.2200e-003
tblVehicleEF	MHD	5.7040e-003	0.05
tblVehicleEF	MHD	7.4900e-004	9.5000e-005
tblVehicleEF	MHD	7.9000e-004	1.1680e-003
tblVehicleEF	MHD	5.4540e-003	0.04
tblVehicleEF	MHD	6.8900e-004	8.7000e-005
tblVehicleEF	MHD	3.0890e-003	1.2990e-003
tblVehicleEF	MHD	0.05	0.02
tblVehicleEF	MHD	0.02	0.02
tblVehicleEF	MHD	1.5560e-003	6.6700e-004
tblVehicleEF	MHD	0.03	0.05
tblVehicleEF	MHD	0.02	0.10
tblVehicleEF	MHD	0.32	0.04
tblVehicleEF	MHD	1.5510e-003	6.9800e-004
tblVehicleEF	MHD	0.01	9.2620e-003
tblVehicleEF	MHD	6.3800e-004	8.1000e-005
tblVehicleEF	MHD	3.0890e-003	1.2990e-003
tblVehicleEF	MHD	0.05	0.02
tblVehicleEF	MHD	0.03	0.02

tblVehicleEF	MHD	1.5560e-003	6.6700e-004
tblVehicleEF	MHD	0.03	0.06
tblVehicleEF	MHD	0.02	0.10
tblVehicleEF	MHD	0.35	0.05
tblVehicleEF	MHD	0.02	3.4030e-003
tblVehicleEF	MHD	3.1690e-003	3.3980e-003
tblVehicleEF	MHD	0.05	8.5100e-003
tblVehicleEF	MHD	0.48	0.42
tblVehicleEF	MHD	0.24	0.36
tblVehicleEF	MHD	5.56	0.99
tblVehicleEF	MHD	140.03	71.45
tblVehicleEF	MHD	1,062.94	972.64
tblVehicleEF	MHD	54.61	8.30
tblVehicleEF	MHD	0.58	0.56
tblVehicleEF	MHD	0.88	1.54
tblVehicleEF	MHD	1.1920e-003	1.7540e-003
tblVehicleEF	MHD	5.7040e-003	0.05
tblVehicleEF	MHD	7.4900e-004	9.5000e-005
tblVehicleEF	MHD	1.1400e-003	1.6780e-003
tblVehicleEF	MHD	5.4540e-003	0.04
tblVehicleEF	MHD	6.8900e-004	8.7000e-005
tblVehicleEF	MHD	1.1940e-003	5.2100e-004
tblVehicleEF	MHD	0.05	0.02
tblVehicleEF	MHD	0.03	0.02
tblVehicleEF	MHD	6.2900e-004	2.7500e-004
tblVehicleEF	MHD	0.03	0.05
tblVehicleEF	MHD	0.02	0.11

tblVehicleEF	MHD	0.34	0.05
tblVehicleEF	MHD	1.3480e-003	6.7700e-004
tblVehicleEF	MHD	0.01	9.2610e-003
tblVehicleEF	MHD	6.4300e-004	8.2000e-005
tblVehicleEF	MHD	1.1940e-003	5.2100e-004
tblVehicleEF	MHD	0.05	0.02
tblVehicleEF	MHD	0.04	0.03
tblVehicleEF	MHD	6.2900e-004	2.7500e-004
tblVehicleEF	MHD	0.03	0.06
tblVehicleEF	MHD	0.02	0.11
tblVehicleEF	MHD	0.37	0.05
tblVehicleEF	OBUS	0.01	8.6690e-003
tblVehicleEF	OBUS	6.8270e-003	6.2940e-003
tblVehicleEF	OBUS	0.03	0.02
tblVehicleEF	OBUS	0.27	0.49
tblVehicleEF	OBUS	0.46	0.72
tblVehicleEF	OBUS	5.79	2.51
tblVehicleEF	OBUS	74.97	71.08
tblVehicleEF	OBUS	1,092.94	1,371.04
tblVehicleEF	OBUS	69.71	20.56
tblVehicleEF	OBUS	0.31	0.33
tblVehicleEF	OBUS	0.97	1.20
tblVehicleEF	OBUS	6.8000e-005	5.9500e-004
tblVehicleEF	OBUS	5.0070e-003	0.02
tblVehicleEF	OBUS	8.4500e-004	1.9400e-004
tblVehicleEF	OBUS	6.5000e-005	5.6900e-004
tblVehicleEF	OBUS	4.7740e-003	0.02

tblVehicleEF	OBUS	7.7700e-004	1.7800e-004
tblVehicleEF	OBUS	2.1110e-003	2.6170e-003
tblVehicleEF	OBUS	0.02	0.02
tblVehicleEF	OBUS	0.04	0.05
tblVehicleEF	OBUS	9.1000e-004	1.1260e-003
tblVehicleEF	OBUS	0.03	0.05
tblVehicleEF	OBUS	0.05	0.26
tblVehicleEF	OBUS	0.36	0.12
tblVehicleEF	OBUS	7.2800e-004	6.7800e-004
tblVehicleEF	OBUS	0.01	0.01
tblVehicleEF	OBUS	7.9900e-004	2.0300e-004
tblVehicleEF	OBUS	2.1110e-003	2.6170e-003
tblVehicleEF	OBUS	0.02	0.02
tblVehicleEF	OBUS	0.05	0.06
tblVehicleEF	OBUS	9.1000e-004	1.1260e-003
tblVehicleEF	OBUS	0.04	0.06
tblVehicleEF	OBUS	0.05	0.26
tblVehicleEF	OBUS	0.39	0.13
tblVehicleEF	OBUS	0.01	8.7200e-003
tblVehicleEF	OBUS	6.9570e-003	6.4100e-003
tblVehicleEF	OBUS	0.03	0.02
tblVehicleEF	OBUS	0.26	0.48
tblVehicleEF	OBUS	0.46	0.73
tblVehicleEF	OBUS	5.41	2.35
tblVehicleEF	OBUS	78.41	70.99
tblVehicleEF	OBUS	1,092.94	1,371.06
tblVehicleEF	OBUS	69.71	20.28

tblVehicleEF	OBUS	0.32	0.32
tblVehicleEF	OBUS	0.91	1.12
tblVehicleEF	OBUS	5.7000e-005	5.0500e-004
tblVehicleEF	OBUS	5.0070e-003	0.02
tblVehicleEF	OBUS	8.4500e-004	1.9400e-004
tblVehicleEF	OBUS	5.4000e-005	4.8300e-004
tblVehicleEF	OBUS	4.7740e-003	0.02
tblVehicleEF	OBUS	7.7700e-004	1.7800e-004
tblVehicleEF	OBUS	3.9250e-003	4.7670e-003
tblVehicleEF	OBUS	0.02	0.03
tblVehicleEF	OBUS	0.04	0.05
tblVehicleEF	OBUS	1.7420e-003	2.1480e-003
tblVehicleEF	OBUS	0.03	0.05
tblVehicleEF	OBUS	0.05	0.26
tblVehicleEF	OBUS	0.34	0.12
tblVehicleEF	OBUS	7.6000e-004	6.7700e-004
tblVehicleEF	OBUS	0.01	0.01
tblVehicleEF	OBUS	7.9200e-004	2.0100e-004
tblVehicleEF	OBUS	3.9250e-003	4.7670e-003
tblVehicleEF	OBUS	0.02	0.03
tblVehicleEF	OBUS	0.05	0.07
tblVehicleEF	OBUS	1.7420e-003	2.1480e-003
tblVehicleEF	OBUS	0.04	0.06
tblVehicleEF	OBUS	0.05	0.26
tblVehicleEF	OBUS	0.38	0.13
tblVehicleEF	OBUS	0.01	8.6270e-003
tblVehicleEF	OBUS	6.8060e-003	6.2600e-003

tblVehicleEF	OBUS	0.03	0.02
tblVehicleEF	OBUS	0.28	0.50
tblVehicleEF	OBUS	0.46	0.72
tblVehicleEF	OBUS	5.84	2.54
tblVehicleEF	OBUS	70.22	71.20
tblVehicleEF	OBUS	1,092.94	1,371.03
tblVehicleEF	OBUS	69.71	20.60
tblVehicleEF	OBUS	0.29	0.33
tblVehicleEF	OBUS	0.97	1.20
tblVehicleEF	OBUS	8.2000e-005	7.1900e-004
tblVehicleEF	OBUS	5.0070e-003	0.02
tblVehicleEF	OBUS	8.4500e-004	1.9400e-004
tblVehicleEF	OBUS	7.9000e-005	6.8800e-004
tblVehicleEF	OBUS	4.7740e-003	0.02
tblVehicleEF	OBUS	7.7700e-004	1.7800e-004
tblVehicleEF	OBUS	1.8300e-003	2.3790e-003
tblVehicleEF	OBUS	0.02	0.03
tblVehicleEF	OBUS	0.04	0.05
tblVehicleEF	OBUS	8.3900e-004	1.0720e-003
tblVehicleEF	OBUS	0.03	0.05
tblVehicleEF	OBUS	0.05	0.28
tblVehicleEF	OBUS	0.36	0.12
tblVehicleEF	OBUS	6.8200e-004	6.7900e-004
tblVehicleEF	OBUS	0.01	0.01
tblVehicleEF	OBUS	7.9900e-004	2.0400e-004
tblVehicleEF	OBUS	1.8300e-003	2.3790e-003
tblVehicleEF	OBUS	0.02	0.03

tblVehicleEF	OBUS	0.05	0.06
tblVehicleEF	OBUS	8.3900e-004	1.0720e-003
tblVehicleEF	OBUS	0.04	0.06
tblVehicleEF	OBUS	0.05	0.28
tblVehicleEF	OBUS	0.40	0.13
tblVehicleEF	SBUS	0.82	0.08
tblVehicleEF	SBUS	0.01	6.3720e-003
tblVehicleEF	SBUS	0.06	7.0630e-003
tblVehicleEF	SBUS	7.82	3.08
tblVehicleEF	SBUS	0.60	0.51
tblVehicleEF	SBUS	6.53	0.94
tblVehicleEF	SBUS	1,137.52	365.13
tblVehicleEF	SBUS	1,098.11	1,104.50
tblVehicleEF	SBUS	54.55	6.09
tblVehicleEF	SBUS	9.42	3.47
tblVehicleEF	SBUS	4.31	4.62
tblVehicleEF	SBUS	9.5680e-003	3.7440e-003
tblVehicleEF	SBUS	0.01	0.01
tblVehicleEF	SBUS	0.02	0.03
tblVehicleEF	SBUS	4.7600e-004	4.2000e-005
tblVehicleEF	SBUS	9.1540e-003	3.5820e-003
tblVehicleEF	SBUS	2.6910e-003	2.6500e-003
tblVehicleEF	SBUS	0.02	0.03
tblVehicleEF	SBUS	4.3700e-004	3.9000e-005
tblVehicleEF	SBUS	4.8460e-003	1.4040e-003
tblVehicleEF	SBUS	0.03	9.3180e-003
tblVehicleEF	SBUS	0.93	0.36

tblVehicleEF	SBUS	2.2980e-003	6.7500e-004
tblVehicleEF	SBUS	0.10	0.09
tblVehicleEF	SBUS	0.02	0.06
tblVehicleEF	SBUS	0.36	0.04
tblVehicleEF	SBUS	0.01	3.4880e-003
tblVehicleEF	SBUS	0.01	0.01
tblVehicleEF	SBUS	6.5900e-004	6.0000e-005
tblVehicleEF	SBUS	4.8460e-003	1.4040e-003
tblVehicleEF	SBUS	0.03	9.3180e-003
tblVehicleEF	SBUS	1.33	0.52
tblVehicleEF	SBUS	2.2980e-003	6.7500e-004
tblVehicleEF	SBUS	0.12	0.11
tblVehicleEF	SBUS	0.02	0.06
tblVehicleEF	SBUS	0.39	0.04
tblVehicleEF	SBUS	0.82	0.08
tblVehicleEF	SBUS	0.01	6.4450e-003
tblVehicleEF	SBUS	0.05	5.9200e-003
tblVehicleEF	SBUS	7.71	3.04
tblVehicleEF	SBUS	0.61	0.52
tblVehicleEF	SBUS	4.73	0.68
tblVehicleEF	SBUS	1,189.12	374.76
tblVehicleEF	SBUS	1,098.11	1,104.52
tblVehicleEF	SBUS	54.55	5.66
tblVehicleEF	SBUS	9.72	3.55
tblVehicleEF	SBUS	4.05	4.35
tblVehicleEF	SBUS	8.0660e-003	3.1630e-003
tblVehicleEF	SBUS	0.01	0.01

tblVehicleEF	SBUS	0.02	0.03
tblVehicleEF	SBUS	4.7600e-004	4.2000e-005
tblVehicleEF	SBUS	7.7170e-003	3.0260e-003
tblVehicleEF	SBUS	2.6910e-003	2.6500e-003
tblVehicleEF	SBUS	0.02	0.03
tblVehicleEF	SBUS	4.3700e-004	3.9000e-005
tblVehicleEF	SBUS	8.7430e-003	2.5310e-003
tblVehicleEF	SBUS	0.03	9.8380e-003
tblVehicleEF	SBUS	0.92	0.36
tblVehicleEF	SBUS	4.2770e-003	1.2510e-003
tblVehicleEF	SBUS	0.10	0.09
tblVehicleEF	SBUS	0.01	0.05
tblVehicleEF	SBUS	0.30	0.03
tblVehicleEF	SBUS	0.01	3.5790e-003
tblVehicleEF	SBUS	0.01	0.01
tblVehicleEF	SBUS	6.2900e-004	5.6000e-005
tblVehicleEF	SBUS	8.7430e-003	2.5310e-003
tblVehicleEF	SBUS	0.03	9.8380e-003
tblVehicleEF	SBUS	1.33	0.52
tblVehicleEF	SBUS	4.2770e-003	1.2510e-003
tblVehicleEF	SBUS	0.12	0.11
tblVehicleEF	SBUS	0.01	0.05
tblVehicleEF	SBUS	0.33	0.04
tblVehicleEF	SBUS	0.82	0.08
tblVehicleEF	SBUS	0.01	6.3640e-003
tblVehicleEF	SBUS	0.06	7.3130e-003
tblVehicleEF	SBUS	7.98	3.13

tblVehicleEF	SBUS	0.60	0.51
tblVehicleEF	SBUS	6.89	0.98
tblVehicleEF	SBUS	1,066.27	351.83
tblVehicleEF	SBUS	1,098.11	1,104.50
tblVehicleEF	SBUS	54.55	6.17
tblVehicleEF	SBUS	9.00	3.35
tblVehicleEF	SBUS	4.26	4.59
tblVehicleEF	SBUS	0.01	4.5460e-003
tblVehicleEF	SBUS	0.01	0.01
tblVehicleEF	SBUS	0.02	0.03
tblVehicleEF	SBUS	4.7600e-004	4.2000e-005
tblVehicleEF	SBUS	0.01	4.3490e-003
tblVehicleEF	SBUS	2.6910e-003	2.6500e-003
tblVehicleEF	SBUS	0.02	0.03
tblVehicleEF	SBUS	4.3700e-004	3.9000e-005
tblVehicleEF	SBUS	4.2260e-003	1.2200e-003
tblVehicleEF	SBUS	0.03	9.5110e-003
tblVehicleEF	SBUS	0.93	0.36
tblVehicleEF	SBUS	2.2070e-003	6.5000e-004
tblVehicleEF	SBUS	0.10	0.09
tblVehicleEF	SBUS	0.02	0.07
tblVehicleEF	SBUS	0.37	0.04
tblVehicleEF	SBUS	0.01	3.3620e-003
tblVehicleEF	SBUS	0.01	0.01
tblVehicleEF	SBUS	6.6500e-004	6.1000e-005
tblVehicleEF	SBUS	4.2260e-003	1.2200e-003
tblVehicleEF	SBUS	0.03	9.5110e-003

tblVehicleEF	SBUS	1.34	0.52
tblVehicleEF	SBUS	2.2070e-003	6.5000e-004
tblVehicleEF	SBUS	0.12	0.11
tblVehicleEF	SBUS	0.02	0.07
tblVehicleEF	SBUS	0.41	0.05
tblVehicleEF	UBUS	1.44	3.35
tblVehicleEF	UBUS	0.08	0.02
tblVehicleEF	UBUS	7.89	26.06
tblVehicleEF	UBUS	14.42	1.47
tblVehicleEF	UBUS	1,799.80	1,617.41
tblVehicleEF	UBUS	153.89	18.02
tblVehicleEF	UBUS	4.15	0.32
tblVehicleEF	UBUS	0.49	0.09
tblVehicleEF	UBUS	0.01	0.02
tblVehicleEF	UBUS	0.04	2.9840e-003
tblVehicleEF	UBUS	1.4590e-003	1.6200e-004
tblVehicleEF	UBUS	0.21	0.04
tblVehicleEF	UBUS	3.0000e-003	5.4780e-003
tblVehicleEF	UBUS	0.04	2.8400e-003
tblVehicleEF	UBUS	1.3420e-003	1.4900e-004
tblVehicleEF	UBUS	9.4280e-003	1.8880e-003
tblVehicleEF	UBUS	0.11	0.01
tblVehicleEF	UBUS	4.6810e-003	8.4400e-004
tblVehicleEF	UBUS	0.46	0.05
tblVehicleEF	UBUS	0.02	0.06
tblVehicleEF	UBUS	1.13	0.08
tblVehicleEF	UBUS	9.6700e-003	4.8660e-003

tblVehicleEF	UBUS	1.8000e-003	1.7800e-004
tblVehicleEF	UBUS	9.4280e-003	1.8880e-003
tblVehicleEF	UBUS	0.11	0.01
tblVehicleEF	UBUS	4.6810e-003	8.4400e-004
tblVehicleEF	UBUS	1.94	3.43
tblVehicleEF	UBUS	0.02	0.06
tblVehicleEF	UBUS	1.23	0.08
tblVehicleEF	UBUS	1.44	3.35
tblVehicleEF	UBUS	0.08	0.02
tblVehicleEF	UBUS	7.95	26.06
tblVehicleEF	UBUS	12.35	1.25
tblVehicleEF	UBUS	1,799.80	1,617.41
tblVehicleEF	UBUS	153.89	17.65
tblVehicleEF	UBUS	3.87	0.31
tblVehicleEF	UBUS	0.49	0.09
tblVehicleEF	UBUS	0.01	0.02
tblVehicleEF	UBUS	0.04	2.9840e-003
tblVehicleEF	UBUS	1.4590e-003	1.6200e-004
tblVehicleEF	UBUS	0.21	0.04
tblVehicleEF	UBUS	3.0000e-003	5.4780e-003
tblVehicleEF	UBUS	0.04	2.8400e-003
tblVehicleEF	UBUS	1.3420e-003	1.4900e-004
tblVehicleEF	UBUS	0.02	3.3540e-003
tblVehicleEF	UBUS	0.13	0.01
tblVehicleEF	UBUS	9.3920e-003	1.6790e-003
tblVehicleEF	UBUS	0.47	0.05
tblVehicleEF	UBUS	0.02	0.06

tblVehicleEF	UBUS	1.03	0.07
tblVehicleEF	UBUS	9.6710e-003	4.8660e-003
tblVehicleEF	UBUS	1.7640e-003	1.7500e-004
tblVehicleEF	UBUS	0.02	3.3540e-003
tblVehicleEF	UBUS	0.13	0.01
tblVehicleEF	UBUS	9.3920e-003	1.6790e-003
tblVehicleEF	UBUS	1.95	3.43
tblVehicleEF	UBUS	0.02	0.06
tblVehicleEF	UBUS	1.12	0.08
tblVehicleEF	UBUS	1.44	3.35
tblVehicleEF	UBUS	0.08	0.02
tblVehicleEF	UBUS	7.88	26.06
tblVehicleEF	UBUS	14.60	1.46
tblVehicleEF	UBUS	1,799.80	1,617.41
tblVehicleEF	UBUS	153.89	18.00
tblVehicleEF	UBUS	4.12	0.32
tblVehicleEF	UBUS	0.49	0.09
tblVehicleEF	UBUS	0.01	0.02
tblVehicleEF	UBUS	0.04	2.9840e-003
tblVehicleEF	UBUS	1.4590e-003	1.6200e-004
tblVehicleEF	UBUS	0.21	0.04
tblVehicleEF	UBUS	3.0000e-003	5.4780e-003
tblVehicleEF	UBUS	0.04	2.8400e-003
tblVehicleEF	UBUS	1.3420e-003	1.4900e-004
tblVehicleEF	UBUS	8.6090e-003	1.9290e-003
tblVehicleEF	UBUS	0.13	0.01
tblVehicleEF	UBUS	4.2750e-003	8.8500e-004

tblVehicleEF	UBUS	0.46	0.05
tblVehicleEF	UBUS	0.03	0.07
tblVehicleEF	UBUS	1.13	0.08
tblVehicleEF	UBUS	9.6700e-003	4.8660e-003
tblVehicleEF	UBUS	1.8030e-003	1.7800e-004
tblVehicleEF	UBUS	8.6090e-003	1.9290e-003
tblVehicleEF	UBUS	0.13	0.01
tblVehicleEF	UBUS	4.2750e-003	8.8500e-004
tblVehicleEF	UBUS	1.94	3.43
tblVehicleEF	UBUS	0.03	0.07
tblVehicleEF	UBUS	1.24	0.08
tblVehicleTrips	CNW_TTP	41.00	0.00
tblVehicleTrips	CW_TL	16.60	40.00
tblVehicleTrips	CW_TTP	59.00	100.00
tblVehicleTrips	DV_TP	5.00	0.00
tblVehicleTrips	PB_TP	3.00	0.00
tblVehicleTrips	PR_TP	92.00	100.00
tblVehicleTrips	ST_TR	1.68	0.06
tblVehicleTrips	SU_TR	1.68	0.02
tblVehicleTrips	WD_TR	1.68	0.66

2.0 Emissions Summary

2.1 Overall Construction

Unmitigated Construction

	ROG	NOx	CO	SO2	Fugitive PM10	Exhaust PM10	PM10 Total	Fugitive PM2.5	Exhaust PM2.5	PM2.5 Total	Bio- CO2	NBio- CO2	Total CO2	CH4	N2O	CO2e
Year	tons/yr										MT/yr					
2021	0.0000	0.0000	0.0000	0.0000	0.0000	0.0000	0.0000	0.0000	0.0000	0.0000	0.0000	0.0000	0.0000	0.0000	0.0000	0.0000
Maximum	**0.0000**	**0.0000**	**0.0000**	**0.0000**	**0.0000**	**0.0000**	**0.0000**	**0.0000**	**0.0000**	**0.0000**	**0.0000**	**0.0000**	**0.0000**	**0.0000**	**0.0000**	**0.0000**

Mitigated Construction

	ROG	NOx	CO	SO2	Fugitive PM10	Exhaust PM10	PM10 Total	Fugitive PM2.5	Exhaust PM2.5	PM2.5 Total	Bio- CO2	NBio- CO2	Total CO2	CH4	N2O	CO2e
Year	tons/yr										MT/yr					
2021	0.0000	0.0000	0.0000	0.0000	0.0000	0.0000	0.0000	0.0000	0.0000	0.0000	0.0000	0.0000	0.0000	0.0000	0.0000	0.0000
Maximum	**0.0000**	**0.0000**	**0.0000**	**0.0000**	**0.0000**	**0.0000**	**0.0000**	**0.0000**	**0.0000**	**0.0000**	**0.0000**	**0.0000**	**0.0000**	**0.0000**	**0.0000**	**0.0000**

	ROG	**NOx**	**CO**	**SO2**	**Fugitive PM10**	**Exhaust PM10**	**PM10 Total**	**Fugitive PM2.5**	**Exhaust PM2.5**	**PM2.5 Total**	**Bio- CO2**	**NBio-CO2**	**Total CO2**	**CH4**	**N20**	**CO2e**
Percent Reduction	**0.00**	**0.00**	**0.00**	**0.00**	**0.00**	**0.00**	**0.00**	**0.00**	**0.00**	**0.00**	**0.00**	**0.00**	**0.00**	**0.00**	**0.00**	**0.00**

Quarter	Start Date	End Date	Maximum Unmitigated ROG + NOX (tons/quarter)	Maximum Mitigated ROG + NOX (tons/quarter)
		Highest		

2.2 Overall Operational

Unmitigated Operational

	ROG	NOx	CO	SO2	Fugitive PM10	Exhaust PM10	PM10 Total	Fugitive PM2.5	Exhaust PM2.5	PM2.5 Total	Bio- CO2	NBio- CO2	Total CO2	CH4	N2O	CO2e
Category	tons/yr										MT/yr					
Area	5.5768	4.1000e-004	0.0448	0.0000		1.6000e-004	1.6000e-004		1.6000e-004	1.6000e-004	0.0000	0.0870	0.0870	2.3000e-004	0.0000	0.0927
Energy	0.0103	0.0934	0.0785	5.6000e-004		7.1000e-003	7.1000e-003		7.1000e-003	7.1000e-003	0.0000	936.6861	936.6861	0.0364	9.0000e-003	940.2775
Mobile	0.6151	27.3686	4.9595	0.1119	4.1496	0.3341	4.4836	1.1708	0.3196	1.4903	0.0000	10,758.0335	10,758.0335	0.1185	0.0000	10,760.9955
Offroad	0.1113	1.1567	0.6922	2.8900e-003		0.0399	0.0399		0.0367	0.0367	0.0000	253.9608	253.9608	0.0821	0.0000	256.0142
Waste						0.0000	0.0000		0.0000	0.0000	254.2340	0.0000	254.2340	15.0248	0.0000	629.8540
Water						0.0000	0.0000		0.0000	0.0000	97.7500	1,278.2893	1,376.0393	10.0926	0.2480	1,702.2537
Total	**6.3135**	**28.6191**	**5.7750**	**0.1153**	**4.1496**	**0.3812**	**4.5308**	**1.1708**	**0.3635**	**1.5343**	**351.9840**	**13,227.0566**	**13,579.0406**	**25.3547**	**0.2570**	**14,289.4875**

2.2 Overall Operational

Mitigated Operational

	ROG	NOx	CO	SO2	Fugitive PM10	Exhaust PM10	PM10 Total	Fugitive PM2.5	Exhaust PM2.5	PM2.5 Total	Bio- CO2	NBio- CO2	Total CO2	CH4	N2O	CO2e
Category	tons/yr										MT/yr					
Area	5.5768	4.1000e-004	0.0448	0.0000		1.6000e-004	1.6000e-004		1.6000e-004	1.6000e-004	0.0000	0.0870	0.0870	2.3000e-004	0.0000	0.0927
Energy	0.0103	0.0934	0.0785	5.6000e-004		7.1000e-003	7.1000e-003		7.1000e-003	7.1000e-003	0.0000	936.6861	936.6861	0.0364	9.0000e-003	940.2775
Mobile	0.6151	27.3686	4.9595	0.1119	4.1496	0.3341	4.4836	1.1708	0.3196	1.4903	0.0000	10,758.0335	10,758.0335	0.1185	0.0000	10,760.9955
Offroad	0.1113	1.1567	0.6922	2.8900e-003		0.0399	0.0399		0.0367	0.0367	0.0000	253.9608	253.9608	0.0821	0.0000	256.0142
Waste						0.0000	0.0000		0.0000	0.0000	254.2340	0.0000	254.2340	15.0248	0.0000	629.8540
Water						0.0000	0.0000		0.0000	0.0000	97.7500	1,278.2893	1,376.0393	10.0926	0.2480	1,702.2537
Total	**6.3135**	**28.6191**	**5.7750**	**0.1153**	**4.1496**	**0.3812**	**4.5308**	**1.1708**	**0.3635**	**1.5343**	**351.9840**	**13,227.0566**	**13,579.0406**	**25.3547**	**0.2570**	**14,289.4875**

	ROG	NOx	CO	SO2	Fugitive PM10	Exhaust PM10	PM10 Total	Fugitive PM2.5	Exhaust PM2.5	PM2.5 Total	Bio- CO2	NBio-CO2	Total CO2	CH4	N20	CO2e
Percent Reduction	**0.00**	**0.00**	**0.00**	**0.00**	**0.00**	**0.00**	**0.00**	**0.00**	**0.00**	**0.00**	**0.00**	**0.00**	**0.00**	**0.00**	**0.00**	**0.00**

3.0 Construction Detail

Construction Phase

Phase Number	Phase Name	Phase Type	Start Date	End Date	Num Days Week	Num Days	Phase Description
1	Demolition	Demolition	6/1/2021	5/31/2021	5	0	

Acres of Grading (Site Preparation Phase): 0

Acres of Grading (Grading Phase): 0

Acres of Paving: 41.06

Residential Indoor: 0; Residential Outdoor: 0; Non-Residential Indoor: 0; Non-Residential Outdoor: 0; Striped Parking Area: 0 (Architectural Coating – sqft)

OffRoad Equipment

Phase Name	Offroad Equipment Type	Amount	Usage Hours	Horse Power	Load Factor
Demolition	Concrete/Industrial Saws	0	8.00	81	0.73
Demolition	Excavators	0	8.00	158	0.38
Demolition	Rubber Tired Dozers	0	8.00	247	0.40

Trips and VMT

Phase Name	Offroad Equipment Count	Worker Trip Number	Vendor Trip Number	Hauling Trip Number	Worker Trip Length	Vendor Trip Length	Hauling Trip Length	Worker Vehicle Class	Vendor Vehicle Class	Hauling Vehicle Class
Demolition	0	0.00	0.00	0.00	14.70	6.90	20.00	LD_Mix	HDT_Mix	HHDT

3.1 Mitigation Measures Construction

3.2 Demolition - 2021

Unmitigated Construction On-Site

	ROG	NOx	CO	SO2	Fugitive PM10	Exhaust PM10	PM10 Total	Fugitive PM2.5	Exhaust PM2.5	PM2.5 Total	Bio- CO2	NBio- CO2	Total CO2	CH4	N2O	CO2e
Category	tons/yr										MT/yr					
Off-Road	0.0000	0.0000	0.0000	0.0000	0.0000	0.0000	0.0000	0.0000	0.0000	0.0000	0.0000	0.0000	0.0000	0.0000	0.0000	0.0000
Total	**0.0000**	**0.0000**	**0.0000**	**0.0000**	**0.0000**	**0.0000**	**0.0000**	**0.0000**	**0.0000**	**0.0000**	**0.0000**	**0.0000**	**0.0000**	**0.0000**	**0.0000**	**0.0000**

Unmitigated Construction Off-Site

	ROG	NOx	CO	SO2	Fugitive PM10	Exhaust PM10	PM10 Total	Fugitive PM2.5	Exhaust PM2.5	PM2.5 Total	Bio- CO2	NBio- CO2	Total CO2	CH4	N2O	CO2e
Category	tons/yr										MT/yr					
Hauling	0.0000	0.0000	0.0000	0.0000	0.0000	0.0000	0.0000	0.0000	0.0000	0.0000	0.0000	0.0000	0.0000	0.0000	0.0000	0.0000
Vendor	0.0000	0.0000	0.0000	0.0000	0.0000	0.0000	0.0000	0.0000	0.0000	0.0000	0.0000	0.0000	0.0000	0.0000	0.0000	0.0000
Worker	0.0000	0.0000	0.0000	0.0000	0.0000	0.0000	0.0000	0.0000	0.0000	0.0000	0.0000	0.0000	0.0000	0.0000	0.0000	0.0000
Total	**0.0000**	**0.0000**	**0.0000**	**0.0000**	**0.0000**	**0.0000**	**0.0000**	**0.0000**	**0.0000**	**0.0000**	**0.0000**	**0.0000**	**0.0000**	**0.0000**	**0.0000**	**0.0000**

3.2 Demolition - 2021

Mitigated Construction On-Site

	ROG	NOx	CO	SO2	Fugitive PM10	Exhaust PM10	PM10 Total	Fugitive PM2.5	Exhaust PM2.5	PM2.5 Total	Bio- CO2	NBio- CO2	Total CO2	CH4	N2O	CO2e
Category	tons/yr										MT/yr					
Off-Road	0.0000	0.0000	0.0000	0.0000	0.0000	0.0000	0.0000	0.0000	0.0000	0.0000	0.0000	0.0000	0.0000	0.0000	0.0000	0.0000
Total	**0.0000**	**0.0000**	**0.0000**	**0.0000**	**0.0000**	**0.0000**	**0.0000**	**0.0000**	**0.0000**	**0.0000**	**0.0000**	**0.0000**	**0.0000**	**0.0000**	**0.0000**	**0.0000**

Mitigated Construction Off-Site

	ROG	NOx	CO	SO2	Fugitive PM10	Exhaust PM10	PM10 Total	Fugitive PM2.5	Exhaust PM2.5	PM2.5 Total	Bio- CO2	NBio- CO2	Total CO2	CH4	N2O	CO2e
Category	tons/yr										MT/yr					
Hauling	0.0000	0.0000	0.0000	0.0000	0.0000	0.0000	0.0000	0.0000	0.0000	0.0000	0.0000	0.0000	0.0000	0.0000	0.0000	0.0000
Vendor	0.0000	0.0000	0.0000	0.0000	0.0000	0.0000	0.0000	0.0000	0.0000	0.0000	0.0000	0.0000	0.0000	0.0000	0.0000	0.0000
Worker	0.0000	0.0000	0.0000	0.0000	0.0000	0.0000	0.0000	0.0000	0.0000	0.0000	0.0000	0.0000	0.0000	0.0000	0.0000	0.0000
Total	**0.0000**	**0.0000**	**0.0000**	**0.0000**	**0.0000**	**0.0000**	**0.0000**	**0.0000**	**0.0000**	**0.0000**	**0.0000**	**0.0000**	**0.0000**	**0.0000**	**0.0000**	**0.0000**

4.0 Operational Detail - Mobile

4.1 Mitigation Measures Mobile

	ROG	NOx	CO	SO2	Fugitive PM10	Exhaust PM10	PM10 Total	Fugitive PM2.5	Exhaust PM2.5	PM2.5 Total	Bio- CO2	NBio- CO2	Total CO2	CH4	N2O	CO2e
Category	tons/yr										MT/yr					
Mitigated	0.6151	27.3686	4.9595	0.1119	4.1496	0.3341	4.4836	1.1708	0.3196	1.4903	0.0000	10,758.0335	10,758.0335	0.1185	0.0000	10,760.9955
Unmitigated	0.6151	27.3686	4.9595	0.1119	4.1496	0.3341	4.4836	1.1708	0.3196	1.4903	0.0000	10,758.0335	10,758.0335	0.1185	0.0000	10,760.9955

4.2 Trip Summary Information

	Average Daily Trip Rate			Unmitigated	Mitigated
Land Use	Weekday	Saturday	Sunday	Annual VMT	Annual VMT
Other Asphalt Surfaces	0.00	0.00	0.00		
Parking Lot	0.00	0.00	0.00		
Unrefrigerated Warehouse-No Rail	884.97	76.21	30.51	9,425,640	9,425,640
Total	884.97	76.21	30.51	9,425,640	9,425,640

4.3 Trip Type Information

	Miles			Trip %			Trip Purpose %		
Land Use	H-W or C-W	H-S or C-C	H-O or C-NW	H-W or C-W	H-S or C-C	H-O or C-NW	Primary	Diverted	Pass-by
Other Asphalt Surfaces	16.60	8.40	6.90	0.00	0.00	0.00	0	0	0
Parking Lot	16.60	8.40	6.90	0.00	0.00	0.00	0	0	0
Unrefrigerated Warehouse-No	40.00	8.40	6.90	100.00	0.00	0.00	100	0	0

4.4 Fleet Mix

Land Use	LDA	LDT1	LDT2	MDV	LHD1	LHD2	MHD	HHD	OBUS	UBUS	MCY	SBUS	MH
Other Asphalt Surfaces	0.545527	0.036856	0.186032	0.115338	0.015222	0.004970	0.017525	0.069528	0.001397	0.001160	0.004547	0.000932	0.000965
Parking Lot	0.545527	0.036856	0.186032	0.115338	0.015222	0.004970	0.017525	0.069528	0.001397	0.001160	0.004547	0.000932	0.000965
Unrefrigerated Warehouse-No Rail	0.000000	0.000000	0.000000	0.000000	0.169500	0.000000	0.227100	0.603400	0.000000	0.000000	0.000000	0.000000	0.000000

5.0 Energy Detail

Historical Energy Use: N

5.1 Mitigation Measures Energy

	ROG	NOx	CO	SO2	Fugitive PM10	Exhaust PM10	PM10 Total	Fugitive PM2.5	Exhaust PM2.5	PM2.5 Total	Bio- CO2	NBio- CO2	Total CO2	CH4	N2O	CO2e
Category	tons/yr										MT/yr					
Electricity Mitigated						0.0000	0.0000		0.0000	0.0000	0.0000	835.0118	835.0118	0.0345	7.1300e-003	837.9991
Electricity Unmitigated						0.0000	0.0000		0.0000	0.0000	0.0000	835.0118	835.0118	0.0345	7.1300e-003	837.9991
NaturalGas Mitigated	0.0103	0.0934	0.0785	5.6000e-004		7.1000e-003	7.1000e-003		7.1000e-003	7.1000e-003	0.0000	101.6743	101.6743	1.9500e-003	1.8600e-003	102.2784
NaturalGas Unmitigated	0.0103	0.0934	0.0785	5.6000e-004		7.1000e-003	7.1000e-003		7.1000e-003	7.1000e-003	0.0000	101.6743	101.6743	1.9500e-003	1.8600e-003	102.2784

5.2 Energy by Land Use - NaturalGas

Unmitigated

	NaturalGas Use	ROG	NOx	CO	SO2	Fugitive PM10	Exhaust PM10	PM10 Total	Fugitive PM2.5	Exhaust PM2.5	PM2.5 Total	Bio- CO2	NBio- CO2	Total CO2	CH4	N2O	CO2e
Land Use	kBTU/yr	tons/yr										MT/yr					
Other Asphalt Surfaces	0	0.0000	0.0000	0.0000	0.0000		0.0000	0.0000		0.0000	0.0000	0.0000	0.0000	0.0000	0.0000	0.0000	0.0000
Parking Lot	0	0.0000	0.0000	0.0000	0.0000		0.0000	0.0000		0.0000	0.0000	0.0000	0.0000	0.0000	0.0000	0.0000	0.0000
Unrefrigerated Warehouse-No Rail	1.9053e+006	0.0103	0.0934	0.0785	5.6000e-004		7.1000e-003	7.1000e-003		7.1000e-003	7.1000e-003	0.0000	101.6743	101.6743	1.9500e-003	1.8600e-003	102.2784
Total		**0.0103**	**0.0934**	**0.0785**	**5.6000e-004**		**7.1000e-003**	**7.1000e-003**		**7.1000e-003**	**7.1000e-003**	**0.0000**	**101.6743**	**101.6743**	**1.9500e-003**	**1.8600e-003**	**102.2784**

Mitigated

	NaturalGas Use	ROG	NOx	CO	SO2	Fugitive PM10	Exhaust PM10	PM10 Total	Fugitive PM2.5	Exhaust PM2.5	PM2.5 Total	Bio- CO2	NBio- CO2	Total CO2	CH4	N2O	CO2e
Land Use	kBTU/yr	tons/yr										MT/yr					
Other Asphalt Surfaces	0	0.0000	0.0000	0.0000	0.0000		0.0000	0.0000		0.0000	0.0000	0.0000	0.0000	0.0000	0.0000	0.0000	0.0000
Parking Lot	0	0.0000	0.0000	0.0000	0.0000		0.0000	0.0000		0.0000	0.0000	0.0000	0.0000	0.0000	0.0000	0.0000	0.0000
Unrefrigerated Warehouse-No Rail	1.9053e+006	0.0103	0.0934	0.0785	5.6000e-004		7.1000e-003	7.1000e-003		7.1000e-003	7.1000e-003	0.0000	101.6743	101.6743	1.9500e-003	1.8600e-003	102.2784
Total		**0.0103**	**0.0934**	**0.0785**	**5.6000e-004**		**7.1000e-003**	**7.1000e-003**		**7.1000e-003**	**7.1000e-003**	**0.0000**	**101.6743**	**101.6743**	**1.9500e-003**	**1.8600e-003**	**102.2784**

5.3 Energy by Land Use - Electricity

Unmitigated

	Electricity Use	Total CO2	CH4	N2O	CO2e
Land Use	kWh/yr	MT/yr			
Other Asphalt Surfaces	0	0.0000	0.0000	0.0000	0.0000
Parking Lot	89180	28.4147	1.1700e-003	2.4000e-004	28.5163
Unrefrigerated Warehouse-No Rail	2.53152e+006	806.5972	0.0333	6.8900e-003	809.4828
Total		**835.0118**	**0.0345**	**7.1300e-003**	**837.9991**

Mitigated

	Electricity Use	Total CO2	CH4	N2O	CO2e
Land Use	kWh/yr	MT/yr			
Other Asphalt Surfaces	0	0.0000	0.0000	0.0000	0.0000
Parking Lot	89180	28.4147	1.1700e-003	2.4000e-004	28.5163
Unrefrigerated Warehouse-No Rail	2.53152e+006	806.5972	0.0333	6.8900e-003	809.4828
Total		**835.0118**	**0.0345**	**7.1300e-003**	**837.9991**

6.0 Area Detail

6.1 Mitigation Measures Area

	ROG	NOx	CO	SO2	Fugitive PM10	Exhaust PM10	PM10 Total	Fugitive PM2.5	Exhaust PM2.5	PM2.5 Total	Bio- CO2	NBio- CO2	Total CO2	CH4	N2O	CO2e
Category	tons/yr										MT/yr					
Mitigated	5.5768	4.1000e-004	0.0448	0.0000		1.6000e-004	1.6000e-004		1.6000e-004	1.6000e-004	0.0000	0.0870	0.0870	2.3000e-004	0.0000	0.0927
Unmitigated	5.5768	4.1000e-004	0.0448	0.0000		1.6000e-004	1.6000e-004		1.6000e-004	1.6000e-004	0.0000	0.0870	0.0870	2.3000e-004	0.0000	0.0927

6.2 Area by SubCategory

Unmitigated

	ROG	NOx	CO	SO2	Fugitive PM10	Exhaust PM10	PM10 Total	Fugitive PM2.5	Exhaust PM2.5	PM2.5 Total	Bio- CO2	NBio- CO2	Total CO2	CH4	N2O	CO2e
SubCategory	tons/yr										MT/yr					
Architectural Coating	0.6424					0.0000	0.0000		0.0000	0.0000	0.0000	0.0000	0.0000	0.0000	0.0000	0.0000
Consumer Products	4.9302					0.0000	0.0000		0.0000	0.0000	0.0000	0.0000	0.0000	0.0000	0.0000	0.0000
Landscaping	4.1700e-003	4.1000e-004	0.0448	0.0000		1.6000e-004	1.6000e-004		1.6000e-004	1.6000e-004	0.0000	0.0870	0.0870	2.3000e-004	0.0000	0.0927
Total	**5.5768**	**4.1000e-004**	**0.0448**	**0.0000**		**1.6000e-004**	**1.6000e-004**		**1.6000e-004**	**1.6000e-004**	**0.0000**	**0.0870**	**0.0870**	**2.3000e-004**	**0.0000**	**0.0927**

Mitigated

	ROG	NOx	CO	SO2	Fugitive PM10	Exhaust PM10	PM10 Total	Fugitive PM2.5	Exhaust PM2.5	PM2.5 Total	Bio- CO2	NBio- CO2	Total CO2	CH4	N2O	CO2e
SubCategory	tons/yr										MT/yr					
Architectural Coating	0.6424					0.0000	0.0000		0.0000	0.0000	0.0000	0.0000	0.0000	0.0000	0.0000	0.0000
Consumer Products	4.9302					0.0000	0.0000		0.0000	0.0000	0.0000	0.0000	0.0000	0.0000	0.0000	0.0000
Landscaping	4.1700e-003	4.1000e-004	0.0448	0.0000		1.6000e-004	1.6000e-004		1.6000e-004	1.6000e-004	0.0000	0.0870	0.0870	2.3000e-004	0.0000	0.0927
Total	**5.5768**	**4.1000e-004**	**0.0448**	**0.0000**		**1.6000e-004**	**1.6000e-004**		**1.6000e-004**	**1.6000e-004**	**0.0000**	**0.0870**	**0.0870**	**2.3000e-004**	**0.0000**	**0.0927**

7.0 Water Detail

7.1 Mitigation Measures Water

	Total CO2	CH4	N2O	CO2e
Category	MT/yr			
Mitigated	1,376.0393	10.0926	0.2480	1,702.2537
Unmitigated	1,376.0393	10.0926	0.2480	1,702.2537

7.2 Water by Land Use

Unmitigated

	Indoor/Outdoor Use	Total CO2	CH4	N2O	CO2e
Land Use	Mgal	MT/yr			
Other Asphalt Surfaces	0 / 0	0.0000	0.0000	0.0000	0.0000
Parking Lot	0 / 0	0.0000	0.0000	0.0000	0.0000
Unrefrigerated Warehouse-No Rail	308.113 / 0	1,376.0393	10.0926	0.2480	1,702.2537
Total		**1,376.0393**	**10.0926**	**0.2480**	**1,702.2537**

7.2 Water by Land Use

Mitigated

	Indoor/Outdoor Use	Total CO2	CH4	N2O	CO2e
Land Use	Mgal	MT/yr			
Other Asphalt Surfaces	0 / 0	0.0000	0.0000	0.0000	0.0000
Parking Lot	0 / 0	0.0000	0.0000	0.0000	0.0000
Unrefrigerated Warehouse-No Rail	308.113 / 0	1,376.0393	10.0926	0.2480	1,702.2537
Total		**1,376.0393**	**10.0926**	**0.2480**	**1,702.2537**

8.0 Waste Detail

8.1 Mitigation Measures Waste

Category/Year

	Total CO2	CH4	N2O	CO2e
	MT/yr			
Mitigated	254.2340	15.0248	0.0000	629.8540
Unmitigated	254.2340	15.0248	0.0000	629.8540

8.2 Waste by Land Use

Unmitigated

	Waste Disposed	Total CO2	CH4	N2O	CO2e
Land Use	tons	MT/yr			
Other Asphalt Surfaces	0	0.0000	0.0000	0.0000	0.0000
Parking Lot	0	0.0000	0.0000	0.0000	0.0000
Unrefrigerated Warehouse-No Rail	1252.44	254.2340	15.0248	0.0000	629.8540
Total		**254.2340**	**15.0248**	**0.0000**	**629.8540**

8.2 Waste by Land Use

Mitigated

	Waste Disposed	Total CO2	CH4	N2O	CO2e
Land Use	tons	MT/yr			
Other Asphalt Surfaces	0	0.0000	0.0000	0.0000	0.0000
Parking Lot	0	0.0000	0.0000	0.0000	0.0000
Unrefrigerated Warehouse-No Rail	1252.44	254.2340	15.0248	0.0000	629.8540
Total		**254.2340**	**15.0248**	**0.0000**	**629.8540**

9.0 Operational Offroad

Equipment Type	Number	Hours/Day	Days/Year	Horse Power	Load Factor	Fuel Type
Tractors/Loaders/Backhoes	5	4.00	365	200	0.37	CNG

UnMitigated/Mitigated

	ROG	NOx	CO	SO2	Fugitive PM10	Exhaust PM10	PM10 Total	Fugitive PM2.5	Exhaust PM2.5	PM2.5 Total	Bio- CO2	NBio- CO2	Total CO2	CH4	N2O	CO2e
Equipment Type	tons/yr										MT/yr					
Tractors/Loaders/ Backhoes	0.1113	1.1567	0.6922	2.8900e-003		0.0399	0.0399		0.0367	0.0367	0.0000	253.9608	253.9608	0.0821	0.0000	256.0142
Total	**0.1113**	**1.1567**	**0.6922**	**2.8900e-003**		**0.0399**	**0.0399**		**0.0367**	**0.0367**	**0.0000**	**253.9608**	**253.9608**	**0.0821**	**0.0000**	**256.0142**

10.0 Stationary Equipment

Fire Pumps and Emergency Generators

Equipment Type	Number	Hours/Day	Hours/Year	Horse Power	Load Factor	Fuel Type

Boilers

Equipment Type	Number	Heat Input/Day	Heat Input/Year	Boiler Rating	Fuel Type

User Defined Equipment

Equipment Type	Number

11.0 Vegetation

This page intentionally left blank

APPENDIX 4.4:

EMFAC2017

EMFAC2017 (v1.0.2) Emissions Inventory
Region Type: County
Region: RIVERSIDE
Calendar Year: 2022
Season: Annual
Vehicle Classification: EMFAC2007 Categories
Units: miles/day for VMT, trips/day for Trips, tons/day for Emissions, 1000 gallons/day for Fuel Consumption. Note 'day' in the unit is operation day.

Region	CalYr	VehClass	MdlYr	Speed	Fuel	Population	VMT	Fuel_Consumption	Fuel_Consumption	Total Fuel	VMT	Total VMT	Miles per Gallon	Vehicle Class
RIVERSIDE	2022	HHDT	Aggregated	Aggregated	GAS	7.255051716	664.5948944	0.153526957	153.5269575	551883.0316	664.5948944	3918090.953	7.10	HHDT
RIVERSIDE	2022	HHDT	Aggregated	Aggregated	DSL	27819.82011	3904544.33	546.282737	546282.737		3904544.33			
RIVERSIDE	2022	HHDT	Aggregated	Aggregated	NG	316.9853667	12882.0286	5.446767633	5446.767633		12882.0286			
RIVERSIDE	2022	LDA	Aggregated	Aggregated	GAS	772785.866	30295680.28	950.2947165	950294.7165	956074.6572	30295680.28	31104496.06	32.53	LDA
RIVERSIDE	2022	LDA	Aggregated	Aggregated	DSL	7300.590587	301308.548	5.779940701	5779.940701		301308.548			
RIVERSIDE	2022	LDA	Aggregated	Aggregated	ELEC	12758.74743	507507.2353	0	0		507507.2353			
RIVERSIDE	2022	LDT1	Aggregated	Aggregated	GAS	82772.07046	3076687.964	113.8535898	113853.5898	113886.9867	3076687.964	3097672.244	27.20	LDT1
RIVERSIDE	2022	LDT1	Aggregated	Aggregated	DSL	39.17987902	864.4773595	0.033396863	33.39686287		864.4773595			
RIVERSIDE	2022	LDT1	Aggregated	Aggregated	ELEC	485.0753078	20119.80263	0	0		20119.80263			
RIVERSIDE	2022	LDT2	Aggregated	Aggregated	GAS	252998.013	9768781.977	384.1060904	384106.0904	385765.5036	9768781.977	9906416.269	25.68	LDT2
RIVERSIDE	2022	LDT2	Aggregated	Aggregated	DSL	1463.534782	64682.45233	1.659413246	1659.413246		64682.45233			
RIVERSIDE	2022	LDT2	Aggregated	Aggregated	ELEC	2319.019739	72951.84037	0	0		72951.84037			
RIVERSIDE	2022	LHDT1	Aggregated	Aggregated	GAS	20620.88251	680334.7046	63.19981722	63199.81722	96090.00978	680334.7046	1371393.63	14.27	LHDT1
RIVERSIDE	2022	LHDT1	Aggregated	Aggregated	DSL	20161.77202	691058.9252	32.89019256	32890.19256		691058.9252			
RIVERSIDE	2022	LHDT2	Aggregated	Aggregated	GAS	3286.375404	107419.4478	11.44267416	11442.67416	25303.82051	107419.4478	374281.6414	14.79	LHDT2
RIVERSIDE	2022	LHDT2	Aggregated	Aggregated	DSL	7795.76126	266862.1937	13.86114635	13861.14635		266862.1937			
RIVERSIDE	2022	MCY	Aggregated	Aggregated	GAS	36240.6615	267199.3063	6.981836229	6981.836229	6981.836229	267199.3063	267199.3063	38.27	MCY
RIVERSIDE	2022	MDV	Aggregated	Aggregated	GAS	208995.205	7586687.895	373.0302077	373030.2077	379343.7253	7586687.895	7808952.293	20.59	MDV
RIVERSIDE	2022	MDV	Aggregated	Aggregated	DSL	4324.736187	181512.7606	6.313517611	6313.517611		181512.7606			
RIVERSIDE	2022	MDV	Aggregated	Aggregated	ELEC	1262.694008	40751.63814	0	0		40751.63814			
RIVERSIDE	2022	MH	Aggregated	Aggregated	GAS	6006.899407	48243.06745	9.356650581	9356.650581	11275.46068	48243.06745	69133.58244	6.13	MH
RIVERSIDE	2022	MH	Aggregated	Aggregated	DSL	2591.605795	20890.51499	1.918810096	1918.810096		20890.51499			
RIVERSIDE	2022	MHDT	Aggregated	Aggregated	GAS	2027.159212	107896.4899	20.67464454	20674.64454	108170.6844	107896.4899	1082516.825	10.01	MHDT
RIVERSIDE	2022	MHDT	Aggregated	Aggregated	DSL	15610.0447	974620.3351	87.4960399	87496.0399		974620.3351			
RIVERSIDE	2022	OBUS	Aggregated	Aggregated	GAS	588.3426118	26677.78704	5.181782563	5181.782563	8000.723523	26677.78704	52401.56366	6.55	OBUS
RIVERSIDE	2022	OBUS	Aggregated	Aggregated	DSL	351.6438765	25723.77662	2.818940959	2818.940959		25723.77662			
RIVERSIDE	2022	SBUS	Aggregated	Aggregated	GAS	490.8817654	19662.47585	2.188356834	2188.356834	6997.25334	19662.47585	56211.13603	8.03	SBUS
RIVERSIDE	2022	SBUS	Aggregated	Aggregated	DSL	1154.012525	36548.66018	4.808896505	4808.896505		36548.66018			
RIVERSIDE	2022	UBUS	Aggregated	Aggregated	GAS	164.4551683	23154.43353	3.756059553	3756.059553	13187.75228	23154.43353	65715.39058	4.98	UBUS
RIVERSIDE	2022	UBUS	Aggregated	Aggregated	DSL	1.105797941	58.57190354	0.006566346	6.56634569		58.57190354			
RIVERSIDE	2022	UBUS	Aggregated	Aggregated	ELEC	5.058469431	271.5303965	0	0		271.5303965			
RIVERSIDE	2022	UBUS	Aggregated	Aggregated	NG	308.4780966	42230.85475	9.425126379	9425.126379		42230.85475			

This page intentionally left blank

Moreno Valley Trade Center E-Commerce

ENERGY ANALYSIS

CITY OF MORENO VALLEY

PREPARED BY:

Haseeb Qureshi
hqureshi@urbanxroads.com

Alyssa Tamase
atamase@urbanxroads.com

JANUARY 7, 2021

TABLE OF CONTENTS

TABLE OF CONTENTS I
APPENDICES II
LIST OF EXHIBITS II
LIST OF TABLES II
LIST OF ABBREVIATED TERMS III
EXECUTIVE SUMMARY 6
ES.1 Summary of Findings 6
1 INTRODUCTION 8
1.1 Site Location 8
1.2 Project Description 8
2 EXISTING CONDITIONS 13
2.1 Overview 13
2.2 Electricity 15
2.3 Natural Gas 16
2.4 Transportation Energy Resources 18
3 REGULATORY BACKGROUND 20
3.1 Federal Regulations 20
3.2 California Regulations 21
4 PROJECT ENERGY DEMANDS AND ENERGY EFFICIENCY MEASURES 25
4.1 Evaluation Criteria 25
4.2 Methodology 25
4.3 Construction Energy Demands 27
4.4 Operational Energy Demands 34
4.5 Summary 38
5 CONCLUSIONS 41
6 REFERENCES 43
7 CERTIFICATIONS 46

APPENDICES

APPENDIX 4.1: CALEEMOD PROJECT ANNUAL CONSTRUCTION EMISSIONS MODEL OUTPUTS
APPENDIX 4.2: CALEEMOD PROJECT ANNUAL OPERATIONAL (PASSENGER CARS) EMISSIONS MODEL OUTPUTS
APPENDIX 4.3: CALEEMOD PROJECT ANNUAL OPERATIONAL (TRUCKS) EMISSIONS MODEL OUTPUTS
APPENDIX 4.4: EMFAC2017

LIST OF EXHIBITS

EXHIBIT 1-A: LOCATION MAP 10
EXHIBIT 1-B: SITE PLAN 11

LIST OF TABLES

TABLE ES-1: SUMMARY OF CEQA SIGNIFICANCE FINDINGS 6
TABLE 2-1: TOTAL ELECTRICITY SYSTEM POWER (CALIFORNIA 2018) 14
TABLE 2-2: MVU 2018 POWER CONTENT MIX 16
TABLE 4-1: CONSTRUCTION DURATION 26
TABLE 4-2: CONSTRUCTION EQUIPMENT ASSUMPTIONS 27
TABLE 4-3: CONSTRUCTION POWER COST 28
TABLE 4-4: CONSTRUCTION ELECTRICITY USAGE 28
TABLE 4-5: CONSTRUCTION EQUIPMENT FUEL CONSUMPTION ESTIMATES 29
TABLE 4-6: CONSTRUCTION WORKER FUEL CONSUMPTION ESTIMATES 31
TABLE 4-7: CONSTRUCTION VENDOR FUEL CONSUMPTION ESTIMATES – MHDT 32
TABLE 4-8: CONSTRUCTION VENDOR/HAULING FUEL CONSUMPTION ESTIMATES – HHDT 32
TABLE 4-9: PROJECT-GENERATED LDA VEHICLE TRAFFIC ANNUAL FUEL CONSUMPTION 34
TABLE 4-10: PROJECT-GENERATED LDT1 VEHICLE TRAFFIC ANNUAL FUEL CONSUMPTION 34
TABLE 4-11: PROJECT-GENERATED LDT2 VEHICLE TRAFFIC ANNUAL FUEL CONSUMPTION 35
TABLE 4-12: PROJECT-GENERATED MDV VEHICLE TRAFFIC ANNUAL FUEL CONSUMPTION 35
TABLE 4-13: PROJECT-GENERATED LHDT1 TRAFFIC ANNUAL FUEL CONSUMPTION 35
TABLE 4-14: PROJECT-GENERATED MHDT TRAFFIC ANNUAL FUEL CONSUMPTION 36
TABLE 4-15: PROJECT-GENERATED HHDT TRAFFIC ANNUAL FUEL CONSUMPTION 36
TABLE 4-16: TOTAL PROJECT-GENERATED TRAFFIC ANNUAL FUEL CONSUMPTION (ALL VEHICLES) 36
TABLE 4-17: PROJECT ANNUAL OPERATIONAL ENERGY DEMAND SUMMARY 37

LIST OF ABBREVIATED TERMS

%	Percent
(1)	Reference
AQIA	*Moreno Valley Trade Center E-Commerce Air Quality Impact Analysis*
BACM	Best Available Control Measures
BTU	British Thermal Units
CalEEMod	California Emissions Estimator Model
CAPCOA	California Air Pollution Control Officers Association
CARB	California Air Resources Board
CCR	California Code of Regulations
CEC	California Energy Commission
CEQA	California Environmental Quality Act
City	City of Fullerton
CPEP	Clean Power and Electrification Pathway
CPUC	California Public Utilities Commission
DMV	Department of Motor Vehicles
EIA	Energy Information Administration
EPA	Environmental Protection Agency
EMFAC	EMissions FACtor
FERC	Federal Energy Regulatory Commission
GHG	Greenhouse Gas
GWh	Gigawatt Hour
HHDT	Heavy-Heavy Duty Trucks
hp-hr-gal	Horsepower Hours Per Gallon
IEPR	Integrated Energy Policy Report
ISO	Independent Service Operator
ISTEA	Intermodal Surface Transportation Efficiency Act
ITE	Institute of Transportation Engineers
kBTU	Kilo-British Thermal Units
kWh	Kilowatt Hour
LDA	Light Duty Auto
LDT1/LDT2	Light-Duty Trucks
LHDT1	Light-Heavy Duty Trucks
MDV	Medium Duty Trucks
MHDT	Medium-Heavy Duty Trucks
mpg	Miles Per Gallon

MPO	Metropolitan Planning Organization
MVU	Moreno Valley Electric Utility
PG&E	Pacific Gas and Electric
Project	Moreno Valley Trade Center E-Commerce
PV	Photovoltaic
SCAB	Southern California Air Basin
SDAB	San Diego Air Basin
SoCalGas	Southern California Gas
sf	Square Feet
TEA-21	Transportation Equity Act for the 21st Century
U.S.	United States
VMT	Vehicle Miles Traveled

This page intentionally left blank

EXECUTIVE SUMMARY

ES.1 SUMMARY OF FINDINGS

The results of this *Moreno Valley Trade Center E-Commerce Energy Analysis* is summarized below based on the significance criteria in Section 3 of this report consistent with Appendix G of the 2019 California Environmental Quality Act (CEQA) Statute and Guidelines (*CEQA Guidelines*) (1). Table ES-1 shows the findings of significance for potential energy impacts under CEQA.

TABLE ES-1: SUMMARY OF CEQA SIGNIFICANCE FINDINGS

Analysis	Report Section	Significance Findings	
		Unmitigated	Mitigated
Energy Impact #1: Result in potentially significant environmental impact due to wasteful, inefficient, or unnecessary consumption of energy resources, during project construction or operation.	5.0	*Less Than Significant*	*n/a*
Energy Impact #2: Conflict with or obstruct a state or local plan for renewable energy or energy efficiency.	5.0	*Less Than Significant*	*n/a*

This page intentionally left blank

1 INTRODUCTION

This report presents the results of the energy analysis prepared by Urban Crossroads, Inc., for the proposed Moreno Valley Trade Center E-Commerce (Project). The purpose of this report is to ensure that energy implication is considered by the City of Moreno Valley (City), as the lead agency, and to quantify anticipated energy usage associated with construction and operation of the proposed Project, determine if the usage amounts are efficient, typical, or wasteful for the land use type, and to emphasize avoiding or reducing inefficient, wasteful, and unnecessary consumption of energy.

1.1 SITE LOCATION

The proposed project is located in the eastern portion of the City of Moreno Valley in the County of Riverside. The project is 71.65 net acres and is bounded to the north by Eucalyptus Avenue, the west by Quincy Street (the Quincy channel), the south by Encilia Avenue and the east by Redlands Boulevard. The Project location is shown on Exhibit 1-A.

The project is surrounded by varied land uses. To the north the properties are zoned for Light Industrial District (LI) uses and Community Commercial (CC) District. Aldi's logistics building was recently constructed and is in operation while the commercially designated parcel remains vacant. To the east the properties are within the approved World Logistics Center Specific Plan and are planned for logistics use. To the south the properties are zoned Residential Agriculture 2 (RA2) District, most of which are already developed with houses. To the west the properties are zoned Residential Agriculture 2 (RA2) District and Residential 5 (R5) District and are vacant.

1.2 PROJECT DESCRIPTION

The Project envisions the development of the site for 1,332,380 square feet (sf) of E-Commerce warehouse uses, as shown on Exhibit 1-B. The Project is anticipated to be constructed and occupied by 2022[1]. Truck access to and from the project site will be restricted to three project driveways. These driveways include the two driveways on Eucalyptus Avenue, and the southernmost driveway on Redlands Boulevard. The western driveway on Eucalyptus Avenue will include inbound/outbound access for autos/trucks and the eastern driveway will be restricted to outbound truck traffic only. The southernmost driveway on Redlands Boulevard will allow inbound truck traffic, but will restrict outbound truck traffic via onsite features such as a pork-chop designed driveway, signage posted at the driveway exit prohibiting outbound truck traffic, or other measures based on discussion with City staff. The two driveways on Redlands Boulevard will be restricted to right-in/right-out access only for autos and the four driveways on Encilia Avenue will be full-access for autos.

1 The TIA prepared for the Project evaluates an Opening Year of 2024 since the City of Moreno Valley traffic study guidelines require the Opening Year to be a minimum of 5 years from baseline conditions. Utilizing a 2022 Opening Year is more conservative for purposes of this EA since it would generate more energy than if the Project would have utilized a 2024 Opening Year consistent with the TIA because as the analysis year increases, vehicle emission factors, and consequently fuel economy would improve as a result of emissions regulations becoming more stringent and the natural turnover of an older fleet of vehicles being replaced by more efficient vehicles.

At the time this analysis was prepared, the future tenants of the proposed Project were unknown; the building is designed to accommodate one tenant or be divisible to accommodate two tenants. This analysis is intended to describe energy usage associated with the expected typical operational activities at the Project site. To present a conservative approach, this report assumes the Project will operate 24-hours daily for seven days per week.

EXHIBIT 1-A: LOCATION MAP

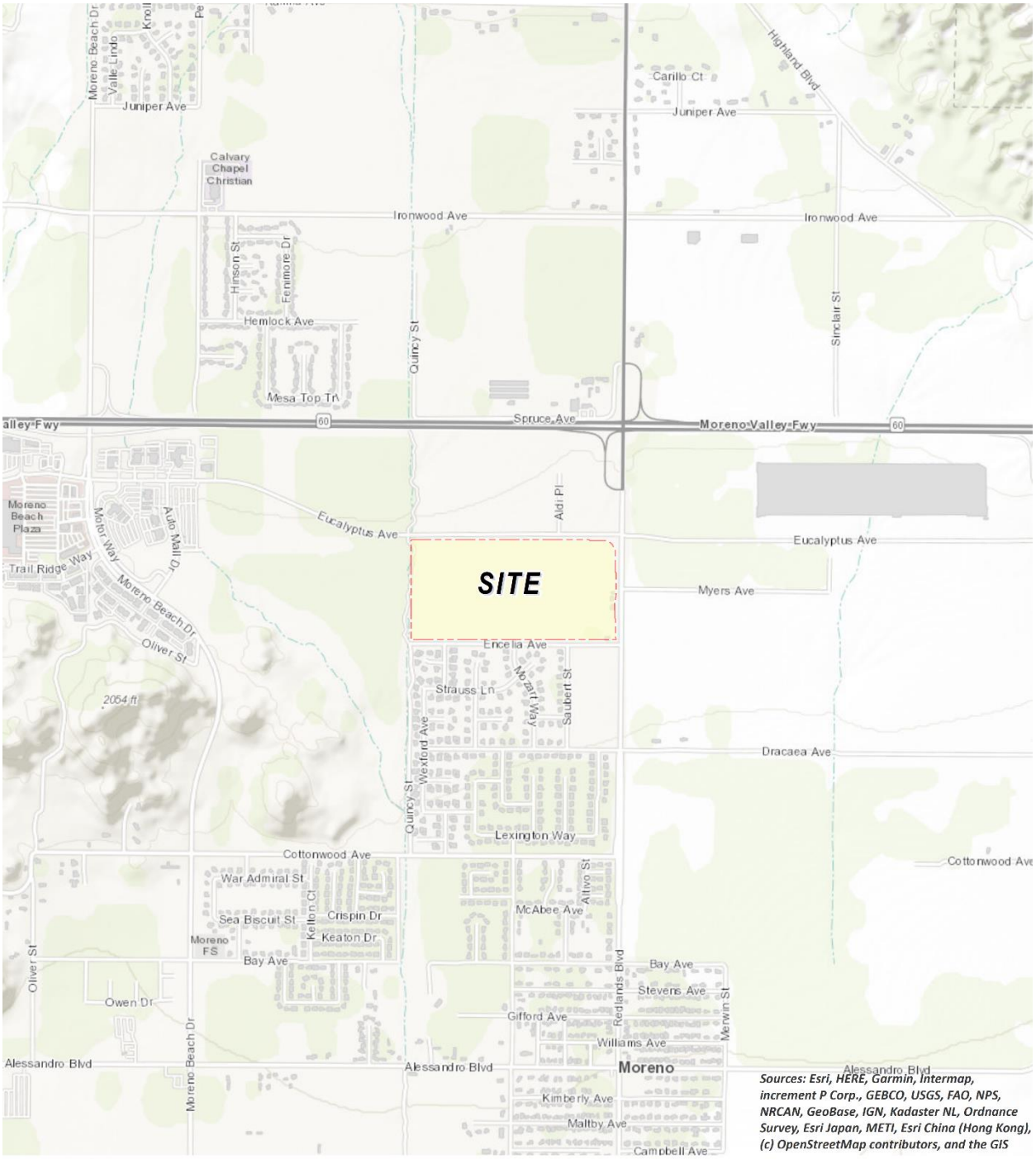

Sources: Esri, HERE, Garmin, Intermap, increment P Corp., GEBCO, USGS, FAO, NPS, NRCAN, GeoBase, IGN, Kadaster NL, Ordnance Survey, Esri Japan, METI, Esri China (Hong Kong), (c) OpenStreetMap contributors, and the GIS

N

LEGEND:

Site Boundary

EXHIBIT 1-B: SITE PLAN



This page intentionally left blank

2 EXISTING CONDITIONS

This section provides an overview of the existing energy conditions in the Project region.

2.1 OVERVIEW

The most recent data for California's estimated total energy consumption is from 2017 and natural gas consumption is from 2018, released by the United States (U.S.) Energy Information Administration's (EIA) California State Profile and Energy Estimates in 2020 and included:

- Approximately 7,881 trillion British Thermal Unit (BTU) of energy was consumed;
- Approximately 683 million barrels of petroleum;
- Approximately 2,137 billion cubic feet of natural gas;
- Approximately 1 million short tons of coal (2)

The California Energy Commission's (CEC) Transportation Energy Demand Forecast 2018-2030 was released in order to support the 2017 Integrated Energy Policy Report. The Transportation energy Demand Forecast 2018-2030 lays out graphs and data supporting their projections of California's future transportation energy demand. The projected inputs consider expected variable changes in fuel prices, income, population, and other variables. Predictions regarding fuel demand included:

- Gasoline demand in the transportation sector is expected to decline from approximately 15.8 billion gallons in 2017 to between 12.3 billion and 12.7 billion gallons in 2030 (3)
- Diesel demand in the transportation sector is expected to rise, increasing from approximately 3.7 billion diesel gallons in 2015 to approximately 4.7 billion in 2030 (3)
    - Data from the Department of Energy states that approximately 3.9 billion gallons of diesel fuel were consumed in 2017 (4)

The most recent data provided by the EIA for energy use in California by demand sector is from 2017 and is reported as follows:

- Approximately 40.3% transportation;
- Approximately 23.1% industrial;
- Approximately 18.0% residential; and
- Approximately 18.7% commercial (5)

In 2018, total system electric generation for California was 285,488 gigawatt hours (GWh). California's massive electricity in-state generation system generated approximately 194,842 GWh which accounted for approximately 68% of the electricity it uses; the rest was imported from the Pacific Northwest (14%) and the U.S. Southwest (18%) (6). Natural gas is the main source for electricity generation at 47% of the total in-state electric generation system power as shown in Table 2-1.

TABLE 2-1: TOTAL ELECTRICITY SYSTEM POWER (CALIFORNIA 2018)

Fuel Type	California In-State Generation	Percent of California In-State	Northwest Imports (GWh)	Southwest Imports (GWh)	California Power Mix (GWh)	Percent California Power Mix
Coal	294	0.15%	399	8,740	9,433	3.30%
Large Hydro	22,096	11.34%	7,418	985	30,499	10.68%
Natural Gas	90,691	46.54%	49	8,904	99,644	34.91%
Nuclear	18,268	9.38%	0	7,573	25,841	9.05%
Oil	35	0.02%	0	0	35	0.01%
Other	430	0.22%	0	9	439	0.15%
Renewables	63,028	32.35%	14,074	12,400	89,502	31.36%
Biomass	5,909	3.03%	772	26	6,707	2.35%
Geothermal	11,528	5.92%	171	1,269	12,968	4.54%
Small Hydro	4,248	2.18%	334	1	4,583	1.61%
Solar	27,265	13.99%	174	5,094	32,533	11.40%
Wind	14,078	7.23%	12,623	6,010	32,711	11.46%
Unspecified Sources of Power	N/A	N/A	17,576	12,519	30,095	10.54%
Total	**194,842**	**100%**	**39,517**	**51,130**	**285,488**	**100%**

Source: https://www.energy.ca.gov/almanac/electricity_data/total_system_power.html

An updated summary of, and context for energy consumption and energy demands within the State is presented in "U.S. Energy Information Administration, California State Profile and Energy Estimates, Quick Facts" excerpted below:

- California was the seventh-largest producer of crude oil among the 50 states in 2018, and, as of January 2019, it ranked third in oil refining capacity.
- California is the largest consumer of jet fuel among the 50 states and accounted for one-fifth of the nation's jet fuel consumption in 2018. (7)
- California's total energy consumption is second highest in the nation, but, in 2018, the state's per capita energy consumption was the fourth-lowest, due in part to its mild climate and its energy efficiency programs. (8)
- In 2018, California ranked first in the nation as a producer of electricity from solar, geothermal, and biomass resources and fourth in the nation in conventional hydroelectric power generation.
- In 2018, large- and small-scale solar photovoltaic (PV) and solar thermal installations provided 19% of California's net electricity generation (9).

As indicated above, California is one of the nation's leading energy-producing states, and California per capita energy use is among the nation's most efficient. Given the nature of the Project, the remainder of this discussion will focus on the three sources of energy that are most relevant to the project—namely, electricity and transportation fuel for vehicle trips associated with the uses planned for the Project.

2.2 ELECTRICITY

The usage associated with electricity use were calculated using the California Emissions Estimator Model (CalEEMod) Version 2016.3.2. The Southern California region's electricity reliability has been of concern for the past several years due to the planned retirement of aging facilities that depend upon once-through cooling technologies, as well as the June 2013 retirement of the San Onofre Nuclear Generating Station (San Onofre). While the once-through cooling phase-out has been ongoing since the May 2010 adoption of the State Water Resources Control Board's once-through cooling policy, the retirement of San Onofre complicated the situation. California ISO studies had revealed the extent to which the South California Air Basin (SCAB) and the San Diego Air Basin (SDAB) region were vulnerable to low-voltage and post-transient voltage instability concerns. A preliminary plan to address these issues was detailed in the 2013 Integrative Energy Policy Report (IEPR) after a collaborative process with other energy agencies, utilities, and air districts (10). If the resource development outlined in the preliminary plan continues as detailed, reliability in Southern California would likely be assured; however, tight resource margins have led energy agencies and the California Air Resources Board (CARB) to develop a contingency plan. This contingency plan was discussed at a public workshop in Los Angeles on August 20, 2014 and is detailed within this Section (11).

Electricity is provided to the Project by Moreno Valley Electric Utility (MVU). MVU provides electric power to more than 6,500 customers within a service area. MVU buys energy generated from renewable sources like solar, water, and wind. MVU also purchases from independent power producers and utilities, including out-of-state suppliers (12).

California's electricity industry is an organization of traditional utilities, private generating companies, and state agencies, each with a variety of roles and responsibilities to ensure that electrical power is provided to consumers. The California Independent Service Operator (ISO) is a nonprofit public benefit corporation and is the impartial operator of the State's wholesale power grid and is charged with maintaining grid reliability, and to direct uninterrupted electrical energy supplies to California's homes and communities. While utilities still own transmission assets, the ISO routes electrical power along these assets, maximizing the use of the transmission system and its power generation resources. The ISO matches buyers and sellers of electricity to ensure that enough power is available to meet demand. To these ends, every five minutes the ISO forecasts electrical demands, accounts for operating reserves, and assigns the lowest cost power plant unit to meet demands while ensuring adequate system transmission capacities and capabilities (13).

Part of the ISO's charge is to plan and coordinate grid enhancements to ensure that electrical power is provided to California consumers. To this end, transmission owners file annual transmission expansion/modification plans to accommodate the State's growing electrical needs.

The ISO reviews and either approves or denies the proposed additions. In addition, and perhaps most importantly, the ISO works with other areas in the western United States electrical grid to ensure that adequate power supplies are available to the State. In this manner, continuing reliable and affordable electrical power is assured to existing and new consumers throughout the State.

Table 2-2 identifies MVU's 2018 Power Content Mix which identifies electricity sources in 2018 (14).

TABLE 2-2: MVU 2018 POWER CONTENT MIX

Energy Resources	2018 MVU Power Mix
Eligible Renewable	**26%**
Biomass & waste	0%
Geothermal	0%
Small Hydroelectric	6%
Solar	9%
Wind	10%
Coal	**0%**
Large Hydroelectric	**0%**
Natural Gas	**0%**
Nuclear	**0%**
Other	**0%**
Unspecified Sources of power*	74%
Total	**100%**

* "Unspecified sources of power" means electricity from transactions that are not traceable to specific generation sources

2.3 NATURAL GAS

The usage associated with natural gas use were calculated using the CalEEMod Version 2016.3.2. The following summary of natural gas resources and service providers, delivery systems, and associated regulation is excerpted from information provided by the California Public Utilities Commission (CPUC).

> *"The CPUC regulates natural gas utility service for approximately 10.8 million customers that receive natural gas from Pacific Gas and Electric (PG&E), Southern California Gas (SoCalGas), San Diego Gas & Electric (SDG&E), Southwest Gas, and several smaller natural gas utilities. The CPUC also regulates independent storage operators: Lodi Gas Storage, Wild Goose Storage, Central Valley Storage and Gill Ranch Storage.*
>
> *The vast majority of California's natural gas customers are residential and small commercial customers, referred to as "core" customers, who accounted for approximately*

32% of the natural gas delivered by California utilities in 2012. Large consumers, like electric generators and industrial customers, referred to as "noncore" customers, accounted for approximately 68% of the natural gas delivered by California utilities in 2012.

The PUC regulates the California utilities' natural gas rates and natural gas services, including in-state transportation over the utilities' transmission and distribution pipeline systems, storage, procurement, metering and billing. Most of the natural gas used in California comes from out-of-state natural gas basins. In 2012, California customers received 35% of their natural gas supply from basins located in the Southwest, 16% from Canada, 40% from the Rocky Mountains, and 9% from basins located within California. California gas utilities may soon also begin receiving biogas into their pipeline systems.

Natural gas from out-of-state production basins is delivered into California via the interstate natural gas pipeline system. The major interstate pipelines that deliver out-of-state natural gas to California consumers are the Gas Transmission Northwest Pipeline, Kern River Pipeline, Transwestern Pipeline, El Paso Pipeline, Ruby Pipeline, Questar Southern Trails and Mojave Pipeline. Another pipeline, the North Baja – Baja Norte Pipeline, takes gas off the El Paso Pipeline at the California/Arizona border, and delivers that gas through California into Mexico. While the Federal Energy Regulatory Commission (FERC) regulates the transportation of natural gas on the interstate pipelines, the PUC often participates in FERC regulatory proceedings to represent the interests of California natural gas consumers.

Most of the natural gas transported via the interstate pipelines, as well as some of the California-produced natural gas, is delivered into the PG&E and SoCalGas intrastate natural gas transmission pipeline systems (commonly referred to as California's "backbone" natural gas pipeline system). Natural gas on the utilities' backbone pipeline systems is then delivered into the local transmission and distribution pipeline systems, or to natural gas storage fields. Some large noncore customers take natural gas directly off the high-pressure backbone pipeline systems, while core customers and other noncore customers take natural gas off the utilities' distribution pipeline systems. The PUC has regulatory jurisdiction over 150,000 miles of utility-owned natural gas pipelines, which transported 82% of the total amount of natural gas delivered to California's gas consumers in 2012.

SDG&E and Southwest Gas' southern division are wholesale customers of SoCalGas, and currently receive all of their natural gas from the SoCalGas system (Southwest Gas also provides natural gas distribution service in the Lake Tahoe area). Some other municipal wholesale customers are the cities of Palo Alto, Long Beach, and Vernon, which are not regulated by the CPUC.

Some of the natural gas delivered to California customers may be delivered directly to them without being transported over the regulated utility systems. For example, the Kern River/Mojave pipeline system can deliver natural gas directly to some large customers,

> *"bypassing" the utilities' systems. Much of California-produced natural gas is also delivered directly to large consumers.*
>
> *PG&E and SoCalGas own and operate several natural gas storage fields that are located in northern and southern California. These storage fields, and four independently owned storage utilities – Lodi Gas Storage, Wild Goose Storage, Central Valley Storage, and Gill Ranch Storage – help meet peak seasonal natural gas demand and allow California natural gas customers to secure natural gas supplies more efficiently. (A portion of the Gill Ranch facility is owned by PG&E).*
>
> *California's regulated utilities do not own any natural gas production facilities. All of the natural gas sold by these utilities must be purchased from suppliers and/or marketers. The price of natural gas sold by suppliers and marketers was deregulated by the FERC in the mid-1980's and is determined by "market forces." However, the PUC decides whether California's utilities have taken reasonable steps in order to minimize the cost of natural gas purchased on behalf of their core customers."* (15)

As indicated in the preceding discussions, natural gas is available from a variety of in-state and out-of-state sources and is provided throughout the state in response to market supply and demand. Complementing available natural gas resources, biogas may soon be available via existing delivery systems, thereby increasing the availability and reliability of resources in total. The PUC oversees utility purchases and transmission of natural gas to ensure reliable and affordable natural gas deliveries to existing and new consumers throughout the State.

2.4 TRANSPORTATION ENERGY RESOURCES

The Project would generate additional vehicle trips with resulting consumption of energy resources, predominantly gasoline and diesel fuel. In March 2018, the Department of Motor Vehicles (DMV) identified 35 million registered vehicles in California (16), and those vehicles (as noted previously) consume an estimated 19 billion gallons of fuel each year[2]. Gasoline (and other vehicle fuels) are commercially provided commodities and would be available to the Project patrons and employees via commercial outlets.

California's on-road transportation system includes 170,000 miles of highways and major roadways, more than 27 million passenger vehicles and light trucks, and almost 8 million medium- and heavy-duty vehicles (16). While gasoline consumption has been declining since 2008 it is still by far the dominant fuel. Petroleum comprises about 92% of all transportation energy use, excluding fuel consumed for aviation and most marine vessels (17). Nearly 19 billion gallons of on-highway fuel are burned each year, including 15.1 billion gallons of gasoline (including ethanol) and 3.9 billion gallons of diesel fuel (including biodiesel and renewable diesel). In 2016, Californians also used 194 million therms of natural gas as a transportation fuel (18), or the equivalent of 155 million gallons of gasoline.

[2] Fuel consumptions estimated utilizing information from EMFAC2017.

This page intentionally left blank

3 REGULATORY BACKGROUND

Federal and state agencies regulate energy use and consumption through various means and programs. On the federal level, the United States Department of Transportation, the United States Department of Energy, and the United States Environmental Protection Agency (EPA) are three federal agencies with substantial influence over energy policies and programs. On the state level, the CPUC and the CEC are two agencies with authority over different aspects of energy. Relevant federal and state energy-related laws and plans are summarized below. Project consistency with applicable federal and state regulations is also presented in *italicized* text.

3.1 FEDERAL REGULATIONS

3.1.1 INTERMODAL SURFACE TRANSPORTATION EFFICIENCY ACT OF 1991 (ISTEA)

The ISTEA promoted the development of inter-modal transportation systems to maximize mobility as well as address national and local interests in air quality and energy. ISTEA contained factors that Metropolitan Planning Organizations (MPOs) were to address in developing transportation plans and programs, including some energy-related factors. To meet the new ISTEA requirements, MPOs adopted explicit policies defining the social, economic, energy, and environmental values guiding transportation decisions. *Transportation and access to the Project site is provided primarily by the local and regional roadway systems. The Project would not interfere with, nor otherwise obstruct intermodal transportation plans or projects that may be realized pursuant to the ISTEA because SCAG is not planning for intermodal facilities on or through the Project site.*

3.1.2 THE TRANSPORTATION EQUITY ACT FOR THE 21ST CENTURY (TEA-21)

The TEA-21 was signed into law in 1998 and builds upon the initiatives established in the ISTEA legislation, discussed above. TEA-21 authorizes highway, highway safety, transit, and other efficient surface transportation programs. TEA-21 continues the program structure established for highways and transit under ISTEA, such as flexibility in the use of funds, emphasis on measures to improve the environment, and focus on a strong planning process as the foundation of good transportation decisions. TEA-21 also provides for investment in research and its application to maximize the performance of the transportation system through, for example, deployment of Intelligent Transportation Systems, to help improve operations and management of transportation systems and vehicle safety. *The Project site is located along major transportation corridors with proximate access to the Interstate freeway system. The site selected for the Project facilitates access, acts to reduce vehicle miles traveled, takes advantage of existing infrastructure systems, and promotes land use compatibilities through collocation of similar uses. The Project supports the strong planning processes emphasized under TEA-21. The Project is therefore consistent with, and would not otherwise interfere with, nor obstruct implementation of TEA-21.*

3.2 CALIFORNIA REGULATIONS

3.2.1 INTEGRATED ENERGY POLICY REPORT (IEPR)

Senate Bill 1389 (Bowen, Chapter 568, Statutes of 2002) requires the CEC to prepare a biennial integrated energy policy report that assesses major energy trends and issues facing the state's electricity, natural gas, and transportation fuel sectors and provides policy recommendations to conserve resources; protect the environment; ensure reliable, secure, and diverse energy supplies; enhance the state's economy; and protect public health and safety (Public Resources Code § 25301a]). The Energy Commission prepares these assessments and associated policy recommendations every two years, with updates in alternate years, as part of the Integrated Energy Policy Report.

The 2019 IEPR was adopted January 31, 2020, and continues to work towards improving electricity, natural gas, and transportation fuel energy use in California. The 2019 IEPR focuses on a variety of topics such as including the environmental performance of the electricity generation system, landscape-scale planning, the response to the gas leak at the Aliso Canyon natural gas storage facility, transportation fuel supply reliability issues, updates on Southern California electricity reliability, methane leakage, climate adaptation activities for the energy sector, climate and sea level rise scenarios, and the California Energy Demand Forecast (19). The 2020 IEPR Update is currently in progress but is not anticipated to be adopted until February 2021. *Electricity would be provided to the Project by MVU and natural gas is provided by SoCalGas. MVU's 2018 and SoCalGas 2018 Corporate Sustainability Report builds on existing state programs and policies. As such, the Project is consistent with, and would not otherwise interfere with, nor obstruct implementation the goals presented in the 2019 IEPR.*

3.2.2 STATE OF CALIFORNIA ENERGY PLAN

The CEC is responsible for preparing the State Energy Plan, which identifies emerging trends related to energy supply, demand, conservation, public health and safety, and the maintenance of a healthy economy. The Plan calls for the state to assist in the transformation of the transportation system to improve air quality, reduce congestion, and increase the efficient use of fuel supplies with the least environmental and energy costs. To further this policy, the plan identifies several strategies, including assistance to public agencies and fleet operators and encouragement of urban designs that reduce VMT and accommodate pedestrian and bicycle access. *The Project site is located along major transportation corridors with proximate access to the Interstate freeway system. The site selected for the Project facilitates access, acts to reduce VMT by developing industrial uses on a business park-designated site. The Project therefore is consistent with, and would not otherwise interfere with, nor obstruct implementation of the State of California Energy Plan.*

3.2.3 CALIFORNIA CODE TITLE 24, PART 6, ENERGY EFFICIENCY STANDARDS

California Code of Regulations (CCR) Title 24 Part 6: California's Energy Efficiency Standards for Residential and Nonresidential Buildings, was first adopted in 1978 in response to a legislative mandate to reduce California's energy consumption. The standards are updated periodically to

allow consideration and possible incorporation of new energy efficient technologies and methods. Energy efficient buildings require less electricity; therefore, increased energy efficiency reduces fossil fuel consumption and decreases greenhouse gas (GHG) emissions. The 2019 version of Title 24 was adopted by the CEC and will become effective on January 1, 2020. The 2019 Title 24 standards go into effect on January 1, 2020 and are applicable to building permit applications submitted on or after that date. The 2019 Title 24 standards require solar PV systems for new homes, establish requirements for newly constructed healthcare facilities, encourage demand responsive technologies for residential buildings, update indoor and outdoor lighting for nonresidential buildings. The CEC anticipates that single-family homes built with the 2019 standards will use approximately 7% less energy compared to the residential homes built under the 2016 standards. Additionally, after implementation of solar PV systems, homes built under the 2019 standards will about 53% less energy than homes built under the 2016 standards. Nonresidential buildings will use approximately 30% less energy due to lighting upgrades (20). *The 2019 version of Title 24 was adopted by the California Energy Commission (CEC) and will become effective on January 1, 2020. It should be noted that the analysis herein assumes compliance with the 2019 Title 24 Standards.*

3.2.4 AB 1493 PAVLEY REGULATIONS AND FUEL EFFICIENCY STANDARDS.

California AB 1493, enacted on July 22, 2002, required ARB to develop and adopt regulations that reduce GHGs emitted by passenger vehicles and light duty trucks. Under this legislation, CARB adopted regulations to reduce GHG emissions from non-commercial passenger vehicles (cars and light-duty trucks). Although aimed at reducing GHG emissions, specifically, a co-benefit of the Pavley standards is an improvement in fuel efficiency and consequently a reduction in fuel consumption. *AB 1493 is not applicable to the Project as it is a statewide measure establishing vehicle emissions standards. No feature of the Project would interfere with implementation of the requirements under AB 1493.*

3.2.5 CALIFORNIA'S RENEWABLE PORTFOLIO STANDARD (RPS).

First established in 2002 under Senate Bill (SB) 1078, California's Renewable Portfolio Standards (RPS) requires retail sellers of electric services to increase procurement from eligible renewable resources to 33 percent of total retail sales by 2020 (21). *California's Renewable Portfolio Standard is not applicable to the Project as it is a statewide measure that establishes a renewable energy mix. No feature of the Project would interfere with implementation of the requirements under RPS.*

3.2.6 SB 350— CLEAN ENERGY AND POLLUTION REDUCTION ACT OF 2015.

In October 2015, the legislature approved, and the Governor signed SB 350, which reaffirms California's commitment to reducing its GHG emissions and addressing climate change. Key provisions include an increase in the renewables portfolio standard (RPS), higher energy efficiency requirements for buildings, initial strategies towards a regional electricity grid, and improved infrastructure for electric vehicle charging stations. Provisions for a 50 percent reduction in the use of petroleum statewide were removed from the Bill because of opposition

and concern that it would prevent the Bill's passage. Specifically, SB 350 requires the following to reduce statewide GHG emissions:

- Increase the amount of electricity procured from renewable energy sources from 33 percent to 50 percent by 2030, with interim targets of 40 percent by 2024, and 25 percent by 2027.
- Double the energy efficiency in existing buildings by 2030. This target will be achieved through the California Public Utility Commission (CPUC), the California Energy Commission (CEC), and local publicly owned utilities.
- Reorganize the Independent System Operator (ISO) to develop more regional electrify transmission markets and to improve accessibility in these markets, which will facilitate the growth of renewable energy markets in the western United States (California Leginfo 2015).

This measure is not directly applicable to development projects, but the proposed Project would use energy from MVU, which has committed to diversify its portfolio of energy sources by increasing energy from wind and solar sources.

This page intentionally left blank

4 PROJECT ENERGY DEMANDS AND ENERGY EFFICIENCY MEASURES

4.1 EVALUATION CRITERIA

In compliance with Appendix G of the *State CEQA Guidelines* (1), this report analyzes the project's anticipated energy use to determine if the Project would:

- Result in potentially significant environmental impact due to wasteful, inefficient, or unnecessary consumption of energy resources, during project construction or operation; or
- Conflict with or obstruct a state or local plan for renewable energy or energy efficiency

In addition, Appendix F of the *State CEQA Guidelines* (22), states that the means of achieving the goal of energy conservation includes the following:

- Decreasing overall per capita energy consumption;
- Decreasing reliance on fossil fuels such as coal, natural gas and oil; and
- Increasing reliance on renewable energy sources.

4.2 METHODOLOGY

Information from the California Emissions Estimator Model™ (CalEEMod) Version 2016.3.2 outputs for the *Moreno Valley Trade Center E-Commerce Air Quality Impact Analysis* (Urban Crossroads, Inc.) (AQIA) (23) was utilized in this analysis, detailing Project related construction equipment, transportation energy demands, and facility energy demands.

4.2.1 CALIFORNIA EMISSIONS ESTIMATOR MODEL (CALEEMOD)

On October 17, 2017, the SCAQMD, in conjunction with the California Air Pollution Control Officers Association (CAPCOA) and other California air districts, released the latest version of the CalEEMod Version 2016.3.2. The purpose of this model is to calculate construction-source and operational-source criteria pollutants and GHG emissions from direct and indirect sources as well as energy usage. (24). Accordingly, the latest version of CalEEMod has been used to determine the proposed Project's anticipated transportation and facility energy demands. Output from the annual construction model runs are provided in Appendix 4.1 and Appendices 4.2 through 4.3 for annual operational emissions.

4.2.2 LAND USES MODELED IN CALEEMOD

As previously stated, the Project is proposed to consist of 1,332,380 sf of E-Commerce warehouse uses. CalEEMod land uses that most closely fit the described Project are reflected in these analyses. For purposes of analysis, the following land uses were modeled based on consultation with the Project Applicant and information provided in the Site Plan:

- 1,332.380 thousand sf (TSF) of Unrefrigerated Warehouse – No Rail[3]

[3] As per the CalEEMod User's Guide, the Unrefrigerated Warehouse – No Rail land use is defined as a warehouse that does not have refrigeration and no rail spur.

- 2,086 Space Parking Lot
- 954.505 TSF Other Asphalt Surfaces[4]

4.2.3 EMISSION FACTORS MODEL

On August 19, 2019, the EPA approved the 2017 version of the EMissions FACtor model (EMFAC) web database for use in State Implementation Plan and transportation conformity analyses. EMFAC2017 is a mathematical model that was developed to calculate emission rates, fuel consumption, VMT from motor vehicles that operate on highways, freeways, and local roads in California and is commonly used by the CARB to project changes in future emissions from on-road mobile sources (25). This energy study utilizes the different fuel types for each vehicle class from the annual EMFAC2017 emission inventory in order to derive the average vehicle fuel economy which is then used to determine the estimated annual fuel consumption associated with vehicle usage during Project construction and operational activities. For purposes of analysis, the 2021 through 2022 analysis years were utilized to determine the average vehicle fuel economy used throughout the duration of the Project.

4.2.4 CONSTRUCTION DURATION

The construction schedule utilized in the analysis, shown in Table 4-1, represents a "worst-case" analysis scenario should construction occur any time after the respective dates since emission factors for construction decrease as time passes and the analysis year increases due to emission regulations becoming more stringent[5]. The duration of construction activity and associated equipment represents a reasonable approximation of the expected construction fleet as required per *CEQA Guidelines*. The duration of construction activity was based on the 2022 Opening Year.

TABLE 4-1: CONSTRUCTION DURATION

Phase Name	Start Date	End Date	Days
Demolition	06/01/2021	07/12/2021	30
Site Preparation	07/13/2021	08/16/2021	25
Pile Driving	07/13/2021	08/16/2021	25
Grading	08/17/2021	09/27/2021	30
Building Construction	09/28/2021	12/26/2022	325
Paving	10/18/2022	12/26/2022	50
Architectural Coating	07/12/2022	12/26/2022	120

Source: Construction activity based on the 2022 Opening Year.

[4] The remaining area of the total Project Site will be modeled in CalEEMod as Other Asphalt Surfaces as non-asphalt areas. Per the User's Guide, this land use category is defined as asphalt areas that are not used as a parking lot.

[5] As shown in the CalEEMod User's Guide Version 2016.3.2, Section 4.3 "OFFROAD Equipment" as the analysis year increases, emission factors for the same equipment pieces decrease due to the natural turnover of older equipment being replaced by newer less polluting equipment and new regulatory requirements.

4.2.5 CONSTRUCTION EQUIPMENT

Site specific construction fleet may vary due to specific project needs at the time of construction. The associated construction equipment was generally based on CalEEMod defaults. A detailed summary of construction equipment assumptions by phase is provided at Table 4-2. Please refer to specific detailed modeling inputs/outputs contained in Appendix 4.1 of this energy study.

TABLE 4-2: CONSTRUCTION EQUIPMENT ASSUMPTIONS

Phase Name	Equipment	Amount	Hours Per Day
Demolition	Concrete/Industrial Saws	1	8
	Excavators	3	8
	Rubber Tired Dozers	2	8
Pile Driving	Bore/Drill Rigs	1	8
	Cranes	1	8
	Forklifts	1	8
Site Preparation	Crawler Tractors	4	8
	Rubber Tired Dozers	3	8
Grading	Crawler Tractors	2	8
	Excavators	2	8
	Graders	1	8
	Rubber Tired Dozers	1	8
	Scrapers	2	8
Building Construction	Cranes	1	8
	Crawler Tractors	3	8
	Forklifts	3	8
	Generator Sets	1	8
	Welders	3	8
Paving	Pavers	2	8
	Paving Equipment	2	8
	Rollers	2	8
Architectural Coating	Air Compressors	1	8

Source: Construction equipment based on CalEEMod defaults.

4.3 CONSTRUCTION ENERGY DEMANDS

4.3.1 CONSTRUCTION EQUIPMENT ELECTRICITY USAGE ESTIMATES

The focus within this section is the energy implications of the construction process, specifically the power cost from on-site electricity consumption during construction of the proposed Project. Based on the *2017 National Construction Estimator*, Richard Pray (2017) (26), the typical power

cost per 1,000 square feet of construction per month is estimated to be $2.32. The proposed Project includes the development of 1,332,380 sf of E-Commerce warehouse uses. Based on information provided in the AQIA, construction activities are anticipated to occur over the course of 42 months (23). Based on Table 4-3, the total power cost of the on-site electricity usage during the construction of the Project is estimated to be approximately $130,345.07.

The MVU's general service rate schedule were used to determine the Project's electrical usage. As of December 17, 2019, MVU's average general service rate is $0.17 per kilowatt hours (kWh) of electricity for industrial services (27). As shown on Table 4-4, the total electricity usage from on-site Project construction related activities is estimated to be approximately 768,114.

TABLE 4-3: CONSTRUCTION POWER COST

Land Use	**Power Cost** (per 1,000 SF of construction per month)	**Size** (1,000 SF)	**Construction Duration** (months)	**Project Construction Power Cost**
E-Commerce	$2.32	1,332.380	18	$55,640.19
Other Asphalt Surfaces	$2.32	954.510	18	$39,860.34
Parking Lot	$2.32	834.400	18	$34,844.54
			CONSTRUCTION POWER COST	***$130,345.07***

TABLE 4-4: CONSTRUCTION ELECTRICITY USAGE

Land Use	Cost per kWh	Project Construction Electricity Usage (kWh)
E-Commerce	$0.17	327,883
Other Asphalt Surfaces	$0.17	234,894
Parking Lot	$0.17	205,336
CONSTURCTION ELECTRICTY USAGE (kWh)		***768,114***

4.3.2 CONSTRUCTION EQUIPMENT FUEL ESTIMATES

Fuel consumed by construction equipment would be the primary energy resource expended over the course of Project construction. Project construction activity timeline estimates, construction equipment schedules, equipment power ratings, load factors, and associated fuel consumption estimates are presented in Table 4-5. Eight-hour daily use of all equipment is assumed. The aggregate fuel consumption rate for all equipment is estimated at 18.5 horsepower hour per

TABLE 4-5: CONSTRUCTION EQUIPMENT FUEL CONSUMPTION ESTIMATES

Activity/Duration	Equipment	HP Rating	Quantity	Usage Hours	Load Factor	HP-hrs/day	Total Fuel Consumption (gal. diesel fuel)
Demolition (30 days)	Concrete/Industrial Saws	81	1	8	0.73	473	767
	Excavators	158	3	8	0.38	1,441	2,337
	Rubber Tired Dozers	247	2	8	0.40	1,581	2,563
Site Preparation (25 days)	Crawler Tractors	212	4	8	0.43	2,917	3,942
	Rubber Tired Dozers	247	3	8	0.40	2,371	3,204
Pile Driving (25 days)	Bore/Drill Rigs	221	1	8	0.50	884	1,195
	Cranes	231	1	8	0.29	536	724
	Forklifts	89	1	8	0.20	142	192
Grading (30 days)	Crawler Tractors	212	2	8	0.43	1,459	2,365
	Excavators	158	2	8	0.38	961	1,558
	Graders	187	1	8	0.41	613	995
	Rubber Tired Dozers	247	1	8	0.40	790	1,282
	Scrapers	367	2	8	0.48	2,819	4,571
Building Construction (325 days)	Cranes	231	1	8	0.29	536	9,415
	Crawler Tractors	212	3	8	0.43	2,188	38,435
	Forklifts	89	3	8	0.20	427	7,505
	Generator Sets	84	1	8	0.74	497	8,736
	Welders	46	1	8	0.45	166	2,909
Paving (50 days)	Pavers	130	2	8	0.42	874	2,361
	Paving Equipment	132	2	8	0.36	760	2,055
	Rollers	80	2	8	0.38	486	1,315
Architectural Coating (120 days)	Air Compressors	78	1	8	0.48	300	1,943
CONSTRUCTION FUEL DEMAND (GALLONS DIESEL FUEL)							***100,368***

gallon (hp-hr-gal.), obtained from CARB 2018 Emissions Factors Tables and cited fuel consumption rate factors presented in Table D-24 of the Moyer guidelines (28). For the purposes of this analysis, the calculations are based on all construction equipment being diesel-powered which is standard practice consistent with industry standards. Diesel fuel would be supplied by existing commercial fuel providers serving the City and region.

As presented in Table 4-5, Project construction activities would consume an estimated 100,368 gallons of diesel fuel. Project construction would represent a "single-event" diesel fuel demand and would not require on-going or permanent commitment of diesel fuel resources for this purpose.

4.3.3 CONSTRUCTION WORKER FUEL ESTIMATES

It is assumed that all construction worker trips are from light duty autos (LDA) along area roadways. With respect to estimated VMT for the Project, the construction worker trips would generate an estimated 6,761,486 VMT (23). Data regarding Project related construction worker trips were based on CalEEMod defaults utilized within the AQIA.

Vehicle fuel efficiencies for LDA were estimated using information generated within the 2017 version of the EMFAC developed by CARB. EMFAC2017 is a mathematical model that was developed to calculate emission rates, fuel consumption, and VMT from motor vehicles that operate on highways, freeways, and local roads in California and is commonly used by the CARB to project changes in future emissions from on-road mobile sources (25). EMFAC2017 was run for the LDA vehicle class within the California sub-area for the 2021 through 2022 calendar years. Data from EMFAC2017 is shown in Appendix 4.4.

As generated by EMFAC2017, an aggregated fuel economy of LDAs ranging from model year 1974 to model years 2021 through 2022 are estimated to have fuel efficiencies of 31.59 miles per gallon (mpg) and 32.53 mpg, respectively. Table 4-6 provides an estimated annual fuel consumption resulting from LDAs related to the Project construction worker trips. Based on Table 4-6, it is estimated that 209,081 gallons of fuel will be consumed related to construction worker trips during full construction of the Project.

It should be noted that construction worker trips would represent a "single-event" gasoline fuel demand and would not require on-going or permanent commitment of fuel resources for this purpose.

TABLE 4-6: CONSTRUCTION WORKER FUEL CONSUMPTION ESTIMATES

Construction Activity	Worker Trips / Day	Trip Length (miles)	Vehicle Miles Traveled	Average Vehicle Fuel Economy (mpg)	Estimated Fuel Consumption (gallons)
2021					
Demolition (30 days)	15	14.7	6,615	31.59	209
Site Preparation (25 days)	18	14.7	6,615	31.59	209
Pile Driving (25 days)	8	14.7	2,940	31.59	93
Grading (30 days)	20	14.7	8,820	31.59	279
Building Construction (69 days)	1,311	14.7	1,329,747	31.59	42,100
2022					
Building Construction (256 days)	1,311	14.7	4,933,555	32.53	151,645
Paving (50 days)	15	14.7	11,025	32.53	339
Architectural Coating (120 days)	262	14.7	462,168	32.53	14,206
PROJECT CONSTRUCTION WORKER FUEL CONSUMPTION					***209,081***

4.3.4 CONSTRUCTION VENDOR FUEL ESTIMATES

With respect to estimated VMT, the construction vendor trips would generate an estimated 574,080 VMT along area roadways for the Project (23). It is assumed that 50% of all vendor trips are from medium-heavy duty trucks (MHDT), 50% are from heavy-heavy duty trucks (HHDT), and 100% of hauling trips are HHDTs. These assumptions are consistent with the CalEEMod defaults utilized within the within the AQIA (23). Vehicle fuel efficiencies for MHDTs and HHDTs were estimated using information generated within EMFAC2017. EMFAC2017 was run for the MHDT and HHDT vehicle classes within the California sub-area for the 2021 through 2022 calendar years. Data from EMFAC2017 is shown in Appendix 4.4.

As building construction activities occur from 2021 through 2022, the EMFAC2017 aggregated fuel economy of MHDTs ranging from model year 1974 to model years 2021 through 2022 were utilized. Based on Table 4-7, it is estimated that 57,709 gallons of fuel will be consumed related to construction vendor trips (MHDTs) during full construction of the Project.

TABLE 4-7: CONSTRUCTION VENDOR FUEL CONSUMPTION ESTIMATES – MHDT

Construction Activity	Vendor Trips / Day	Trip Length (miles)	Vehicle Miles Traveled	Average Vehicle Fuel Economy (mpg)	Estimated Fuel Consumption (gallons)
2021					
Building Construction (69 days)	256	6.9	121,882	9.73	12,523
2022					
Building Construction (256 days)	256	6.9	452,198	10.01	45,186
				PROJECT MHDT TOTAL	***57,709***

Table 4-8 shows the estimated fuel economy of HHDTs accessing the Project site. The EMFAC2017 aggregated fuel economy of MHDTs ranging from model year 1974 to model years 2021 through 2022 were utilized. Based on Table 4-8, fuel consumption from construction vendor and hauling trips (HHDTs) will total approximately 82,471 gallons.

TABLE 4-8: CONSTRUCTION VENDOR/HAULING FUEL CONSUMPTION ESTIMATES – HHDT

Construction Activity	Vendor Trips / Day	Trip Length (miles)	Vehicle Miles Traveled	Average Vehicle Fuel Economy (mpg)	Estimated Fuel Consumption (gallons)
Vendor					
2021					
Building Construction (69 days)	256	6.9	121,882	6.93	17,582
2022					
Building Construction (256 days)	256	6.9	452,198	7.10	63,694
Hauling					
2021					
Demolition (30 days)	17	6.9	3,519	6.93	508
Grading (30 days)	23	6.9	4,761	6.93	687
				PROJECT HHDT TOTAL	***82,471***

It should be noted that Project construction vendor trips would represent a “single-event” diesel fuel demand and would not require on-going or permanent commitment of diesel fuel resources for this purpose.

4.3.5 CONSTRUCTION ENERGY EFFICIENCY/CONSERVATION MEASURES

The equipment used for Project construction would conform to CARB regulations and California emissions standards. There are no unusual Project characteristics or construction processes that would require the use of equipment that would be more energy intensive than is used for comparable activities; or equipment that would not conform to current emissions standards (and related fuel efficiencies). Equipment employed in construction of the Project would therefore not result in inefficient wasteful, or unnecessary consumption of fuel.

The Project would utilize construction contractors which practice compliance with applicable CARB regulation regarding retrofitting, repowering, or replacement of diesel off-road construction equipment. Additionally, CARB has adopted the Airborne Toxic Control Measure to limit heavy-duty diesel motor vehicle idling in order to reduce public exposure to diesel particulate matter and other Toxic Air Contaminants. Compliance with anti-idling and emissions regulations would result in a more efficient use of construction-related energy and the minimization or elimination of wasteful or unnecessary consumption of energy. Idling restrictions and the use of newer engines and equipment would result in less fuel combustion and energy consumption.

Additionally, certain incidental construction-source energy efficiencies would likely accrue through implementation of California regulations and best available control measures (BACM). More specifically, CCR Title 13, Motor Vehicles, section 2449(d)(3) Idling, limits idling times of construction vehicles to no more than five minutes, thereby precluding unnecessary and wasteful consumption of fuel due to unproductive idling of construction equipment. To this end, “grading plans shall reference the requirement that a sign shall be posted on-site stating that construction workers need to shut off engines at or before five minutes of idling.” In this manner, construction equipment operators are informed that engines are to be turned off at or prior to five minutes of idling. Enforcement of idling limitations is realized through periodic site inspections conducted by City building officials, and/or in response to citizen complaints.

Indirectly, construction energy efficiencies and energy conservation would be achieved for the proposed development through energy efficiencies realized from bulk purchase, transport and use of construction materials.

A full analysis related to the energy needed to form construction materials is not included in this analysis due to a lack of detailed Project-specific information on construction materials. At this time, an analysis of the energy needed to create Project-related construction materials would be extremely speculative and thus has not been prepared.

In general, the construction processes promote conservation and efficient use of energy by reducing raw materials demands, with related reduction in energy demands associated with raw materials extraction, transportation, processing and refinement. Use of materials in bulk reduces energy demands associated with preparation and transport of construction materials as well as the transport and disposal of construction waste and solid waste in general, with corollary reduced demands on area landfill capacities and energy consumed by waste transport and landfill operations.

4.4 OPERATIONAL ENERGY DEMANDS

Energy consumption in support of or related to Project operations would include transportation energy demands (energy consumed by resident, employee, and patron vehicles accessing the Project site) and facilities energy demands (energy consumed by building operations and site maintenance activities).

4.4.1 TRANSPORTATION ENERGY DEMANDS

Energy that would be consumed by Project-generated traffic is a function of total VMT and estimated vehicle fuel economies of vehicles accessing the Project site.

LIGHT-DUTY AUTOS

With respect to estimated VMT, and based on the trip frequency and trip length methodologies cited in the Project's AQIA, the Project would generate an estimated 21,645,460 annual VMT along area roadways for all LDAs with full build-out of the Project (23). Table 4-9 provides an estimated range of annual fuel consumption resulting from Project generated LDAs. Based on Table 4-9, it is estimated that 665,327 gallons of fuel will be consumed from Project generated LDA trips.

TABLE 4-9: PROJECT-GENERATED LDA VEHICLE TRAFFIC ANNUAL FUEL CONSUMPTION

Annual VMT	Average Vehicle Fuel Economy (mpg)	Estimated Annual Fuel Consumption (gallons)
21,645,460	32.53	665,327

LIGHT-DUTY TRUCKS

With respect to estimated VMT, and based on the trip frequency and trip length methodologies cited in the Project's AQIA, the Project would generate an estimated 1,403,654 annual VMT along area roadways for all Light-Duty Trucks (LDT1)[6] vehicles with full build-out of the Project (23). Table 4-10 provides an estimated range of annual fuel consumption resulting from Project generated LDT1s. Based on Table 4-10, it is estimated that 51,606 gallons of fuel will be consumed from Project generated LDT1 trips.

TABLE 4-10: PROJECT-GENERATED LDT1 VEHICLE TRAFFIC ANNUAL FUEL CONSUMPTION

Annual VMT	Average Vehicle Fuel Economy (mpg)	Estimated Annual Fuel Consumption (gallons)
1,403,654	27.20	51,606

Additionally, the Project would generate an estimated 7,369,185 annual VMT along area roadways for all LDT2[7] vehicles with full build-out of the Project (23). Table 4-11 provides an estimated range of annual fuel consumption resulting from Project generated LDT2s. Based on

[6] Vehicles under the LDT1 category have a gross vehicle weight rating (GVWR) of less than 6,000 lbs. and equivalent test weight (ETW) of less than or equal to 3,750 lbs.

[7] Vehicles under the LDT2 category have a GVWR of less than 6,000 lbs. and ETW between 3,751 lbs. and 5,750 lbs.

Table 4-11, it is estimated that 286,963 gallons of fuel will be consumed from Project generated LDT2 trips.

TABLE 4-11: PROJECT-GENERATED LDT2 VEHICLE TRAFFIC ANNUAL FUEL CONSUMPTION

Annual VMT	Average Vehicle Fuel Economy (mpg)	Estimated Annual Fuel Consumption (gallons)
7,369,185	25.68	286,963

MEDIUM-DUTY TRUCKS

With respect to estimated VMT, and based on the trip frequency and trip length methodologies cited in the Project's AQIA, the Project would generate an estimated 4,325,618 annual VMT along area roadways for all Medium-Duty Trucks (MDV) vehicles with full build-out of the Project (23). Table 4-12 provides an estimated range of annual fuel consumption resulting from Project generated MDVs. Based on Table 4-12, it is estimated that 210,310 gallons of fuel will be consumed from Project generated MDV trips.

TABLE 4-12: PROJECT-GENERATED MDV VEHICLE TRAFFIC ANNUAL FUEL CONSUMPTION

Annual VMT	Average Vehicle Fuel Economy (mpg)	Estimated Annual Fuel Consumption (gallons)
4,325,618	20.59	210,130

LIGHT-HEAVY DUTY TRUCKS

With respect to estimated VMT, and based on the trip frequency and trip length methodologies cited in the Project's AQIA, the Project would generate an estimated 2,576,651 annual VMT along area roadways for all Light-Heavy-Duty Trucks (LHDT1)[8] vehicles with full build-out of the Project (23). Table 4-13 provides an estimated range of annual fuel consumption resulting from Project generated LHDT1s. Based on Table 4-13, it is estimated that 180,539 gallons of fuel will be consumed from Project generated LHDT1 trips.

TABLE 4-13: PROJECT-GENERATED LHDT1 TRAFFIC ANNUAL FUEL CONSUMPTION

Annual VMT	Average Vehicle Fuel Economy (mpg)	Estimated Annual Fuel Consumption (gallons)
2,576,651	14.27	180,539

MEDIUM-HEAVY DUTY TRUCKS

With respect to estimated VMT, and based on the trip frequency and trip length methodologies cited in the Project's AQIA, the Project would generate an estimated 2,227,274 annual VMT along area roadways for all MHDTs with full build-out of the Project (23). Table 4-14 provides an estimated range of annual fuel consumption resulting from Project generated MHDTs. Based on

[8] Vehicles under the LHDT1 category have a GVWR of 8,501 to 10,000 lbs.

Table 4-14, it is estimated that 222,561 gallons of fuel will be consumed from Project generated MHDT trips.

TABLE 4-14: PROJECT-GENERATED MHDT TRAFFIC ANNUAL FUEL CONSUMPTION

Annual VMT	Average Vehicle Fuel Economy (mpg)	Estimated Annual Fuel Consumption (gallons)
2,227,274	10.01	222,561

HEAVY-HEAVY DUTY TRUCKS

With respect to estimated VMT, and based on the trip frequency and trip length methodologies cited in the Project's AQIA, the Project would generate an estimated 7,673,803 annual VMT along area roadways for all HHDTs with full build-out of the Project (23). Table 4-15 provides an estimated range of annual fuel consumption resulting from Project generated HHDTs. Based on Table 4-15, it is estimated that 1,080,894 gallons of fuel will be consumed from Project generated HHDT trips.

TABLE 4-15: PROJECT-GENERATED HHDT TRAFFIC ANNUAL FUEL CONSUMPTION

Annual VMT	Average Vehicle Fuel Economy (mpg)	Estimated Annual Fuel Consumption (gallons)
7,673,803	7.10	1,080,894

As summarized on Table 4-16 the Project will result in 47,221,644 annual VMT and an estimated annual fuel consumption of 2,698,021 gallons of fuel.

TABLE 4-16: TOTAL PROJECT-GENERATED TRAFFIC ANNUAL FUEL CONSUMPTION (ALL VEHICLES)

Vehicle Type	Annual VMT	Estimated Annual Fuel Consumption (gallons)
LDA	21,645,460	665,327
LDT1	1,403,654	51,606
LDT2	7,369,185	286,963
MDV	4,325,618	210,130
LHDT	2,576,651	180,539
MHDT	2,227,274	222,561
HHDT	7,673,803	1,080,894
TOTAL (ALL VEHICLES)	***47,221,644***	***2,698,021***

4.4.2 FACILITY ENERGY DEMANDS

Energy use in buildings is divided into energy consumed by the built environment and energy consumed by uses that are independent of the construction of the building such as in plug-in appliances. In California, the California Building Standards Code Title 24 governs energy consumed by the built environment, mechanical systems, and some types of fixed lighting (29).

Non-building energy use, or "plug-in" energy use can be further subdivided by specific end-use (refrigeration, cooking, appliances, etc.).

Project building operations and Project site maintenance activities would result in the consumption of natural gas and electricity. Natural gas would be supplied to the Project by SoCalGas; electricity would be supplied to the Project by MVU. Annual natural gas and electricity demands of the Project are summarized in Table 4-17.

Energy use in buildings is divided into energy consumed by the built environment and energy consumed by uses that are independent of the construction of the building such as in plug-in appliances. In California, the California Building Standards Code Title 24 governs energy consumed by the built environment, mechanical systems, and some types of fixed lighting (29). Non-building energy use, or "plug-in" energy use can be further subdivided by specific end-use (refrigeration, cooking, appliances, etc.).

TABLE 4-17: PROJECT ANNUAL OPERATIONAL ENERGY DEMAND SUMMARY

Natural Gas Demand	kBTU/year
E-Commerce	1,905,300
Other Asphalt Surfaces	0
Parking Lot	0
TOTAL PROJECT NATURAL GAS DEMAND	***1,905,300***
Electricity Demand	**kWh/year**
E-Commerce	2,531,520
Other Asphalt Surfaces	0
Parking Lot	292,040
TOTAL PROJECT ELECTRICITY DEMAND	***2,823,560***

kBTU – kilo-British Thermal Units

4.4.3 Operational Energy Efficiency/Conservation Measures

Energy efficiency/energy conservation attributes of the Project would be complemented by increasingly stringent state and federal regulatory actions addressing vehicle fuel economies and vehicle emissions standards; and enhanced building/utilities energy efficiencies mandated under California building codes (e.g., Title24, California Green Building Standards Code).

It should also be noted that the Project would not result in a substantial increase in demand or transmission service, resulting in the need for new or expanded sources of energy supply or new or expanded energy delivery systems or infrastructure because it would be served by the existing electric utility lines in the Project vicinity.

ENHANCED VEHICLE FUEL EFFICIENCIES

Project annual fuel consumption estimates presented previously in Tables 4-16 represent likely potential maximums that would occur for the Project. Under subsequent future conditions, average fuel economies of vehicles accessing the Project site can be expected to improve as older, less fuel-efficient vehicles are removed from circulation, and in response to fuel economy and emissions standards imposed on newer vehicles entering the circulation system.

4.5 SUMMARY

4.5.1 CONSTRUCTION ENERGY DEMANDS

The estimated power cost of on-site electricity usage during the construction of the Project is assumed to be around $130,345.07. Additionally, based on the assumed power cost, it is estimated that the total electricity usage during construction, after full Project build-, is calculated to be around 768,114 kWh.

Construction equipment used by the Project would result in single event consumption of approximately 100,368 gallons of diesel fuel. Construction equipment use of fuel would not be atypical for the type of construction proposed because there are no aspects of the Project's proposed construction process that are unusual or energy-intensive, and Project construction equipment would conform to the applicable CARB emissions standards, acting to promote equipment fuel efficiencies.

CCR Title 13, Title 13, Motor Vehicles, section 2449(d)(3) Idling, limits idling times of construction vehicles to no more than 5 minutes, thereby precluding unnecessary and wasteful consumption of fuel due to unproductive idling of construction equipment. BACMs inform construction equipment operators of this requirement. Enforcement of idling limitations is realized through periodic site inspections conducted by City building officials, and/or in response to citizen complaints.

Construction worker trips for full construction of the Project would result in the estimated fuel consumption of 209,081 gallons of fuel. Additionally, fuel consumption from construction vendor trips (MHDTs and HHDTs) will total approximately 140,180 gallons. Diesel fuel would be supplied by City and regional commercial vendors. Indirectly, construction energy efficiencies and energy conservation would be achieved using bulk purchases, transport and use of construction materials. The 2019 IEPR released by the CEC has shown that fuel efficiencies are getting better within on and off-road vehicle engines due to more stringent government requirements (19). As supported by the preceding discussions, Project construction energy consumption would not be considered inefficient, wasteful, or otherwise unnecessary.

4.5.2 OPERATIONAL ENERGY DEMANDS

TRANSPORTATION ENERGY DEMANDS

Annual vehicular trips and related VMT generated by the operational of the Project would result in an estimated 665,327 gallons of fuel consumption per year for LDAs, 51,606 gallons of fuel of LDT1s, 286,963 gallons of fuel for LDT2s, 210,130 gallons for fuel for MDVs, 180,539 gallons of

fuel for LHDT1s, 222,561 gallons of fuel for MHDTs, and 1,080,894 gallons for fuel for HHDTs. The total estimated annual fuel consumption from Project generated VMT would result in a fuel demand 2,698,021 gallons of fuel.

Fuel would be provided by current and future commercial vendors. Trip generation and VMT generated by the Project are consistent with other industrial uses of similar scale and configuration, as reflected respectively in the Institute of Transportation Engineers (ITE) Trip Generation Manual (10th Ed., 2017); and CalEEMod. That is, the Project does not propose uses or operations that would inherently result in excessive and wasteful vehicle trips and VMT, nor associated excess and wasteful vehicle energy consumption.

Enhanced fuel economies realized pursuant to federal and state regulatory actions, and related transition of vehicles to alternative energy sources (e.g., electricity, natural gas, biofuels, hydrogen cells) would likely decrease future gasoline fuel demands per VMT. Location of the Project proximate to regional and local roadway systems tends to reduce VMT within the region, acting to reduce regional vehicle energy demands. The Project would implement sidewalks, facilitating and encouraging pedestrian access. Facilitating pedestrian and bicycle access would reduce VMT and associated energy consumption. In compliance with the California Green Building Standards Code, the Project would promote the use of bicycles as an alternative mean of transportation by providing short-term and/or long-term bicycle parking accommodations. As supported by the preceding discussions, Project transportation energy consumption would not be considered inefficient, wasteful, or otherwise unnecessary.

FACILITY ENERGY DEMANDS

Project facility operational energy demands are estimated at: 1,905,300 kBTU/year of natural gas; and 2,823,560 kWh/year of electricity. Natural gas would be supplied to the Project by SoCalGas; electricity would be supplied by MVU. The Project proposes conventional industrial uses reflecting contemporary energy efficient/energy conserving designs and operational programs. Uses proposed by the Project are not inherently energy intensive, and the Project energy demands in total would be comparable to, or less than, other projects of similar scale and configuration.

Additionally, the Project is will be required to comply with the applicable Title 24 standards which will further ensure that the Project energy demands would not be inefficient, wasteful, or otherwise unnecessary.

This page intentionally left blank

5 CONCLUSIONS

5.1 ENERGY IMPACT 1

Result in potentially significant environmental impact due to wasteful, inefficient, or unnecessary consumption of energy resources, during project construction or operation.

As supported by the preceding analyses, Project construction and operations would not result in the inefficient, wasteful or unnecessary consumption of energy. Further, the energy demands of the Project can be accommodated within the context of available resources and energy delivery systems. The Project would therefore not cause or result in the need for additional energy producing or transmission facilities. The Project would not engage in wasteful or inefficient uses of energy and aims to achieve energy conservations goals within the State of California.

5.2 ENERGY IMPACT 2

Conflict with or obstruct a state or local plan for renewable energy or energy efficiency.

The proposed Project is subject to California Building Code requirements. New buildings must achieve compliance with 2019 Building and Energy Efficiency Standards and the 2019 California Green Building Standards requirements.

The Project would provide for, and promote, energy efficiencies equal to or beyond those required under other applicable federal and State of California standards and regulations, and in so doing would meet or exceed all California Building Standards Code Title 24 standards. Moreover, energy consumed by the Project's operation is calculated to be comparable to, or less than, energy consumed by other residential and commercial uses of similar scale and intensity that are constructed and operating in California. On this basis, the Project would not result in the inefficient, wasteful, or unnecessary consumption of energy. Further, the Project would not cause or result in the need for additional energy producing facilities or energy delivery systems.

This page intentionally left blank

6 REFERENCES

1. **Association of Environmental Professionals.** *2018 CEQA California Environmental Quality Act.* 2018.
2. **Administration, U.S. Energy Information.** California State Profile and Energy Estimates. [Online] https://www.eia.gov/state/data.php?sid=CA#ConsumptionExpenditures.
3. **California Energy Commission.** *Transportation Energy Demand Forecast 2018-2030.* 2018.
4. **Alternate Fuels Data Center. *U.S. Department of Energy.* [Online] https://afdc.energy.gov/states/ca.**
5. **U.S. Energy Information Administration. California Energy Consumption by End-Use Sector. *California State Profile and Energy Estimates.* [Online] https://www.eia.gov/state/?sid=CA#tabs-2.**
6. **California Energy Commission. Total System Electric Generation. *CA.gov.* [Online] https://www.energy.ca.gov/almanac/electricity_data/total_system_power.html.**
7. **Jet fuel consumption, price, and expenditure estimates, 2017. *U.S. Energy Information Administration.* [Online] https://www.eia.gov/state/seds/data.php?incfile=/state/seds/sep_fuel/html/fuel_jf.html.**
8. **State Profile Data: California. *U.S. Energy and Information Administration.* [Online] https://www.eia.gov/state/data.php?sid=CA.**
9. **U.S. Energy Information Administration. State Profile and Energy Estimates. *Independent Statistics and Analysis.* [Online] http://www.eia.gov/state/?sid=CA#tabs2..**
10. **California Energy Commission. 2013 Integrated Energy Policy Report. [Online] 2013. http://www.energy.ca.gov/2013publications/CEC-100-2013-001/CEC-100-2013-001-CMF.pdf.**
11. **—. *2014 IEPR Update.* 2014.**
12. **Moreno Valley Electric Utility. Power Content. *City of Moreno Valley Financial & Management Services.* [Online] http://www.moval.org/mvu/power-content.html.**
13. **California ISO. Understanding the ISO. [Online] http://www.caiso.com/about/Pages/OurBusiness/UnderstandingtheISO/default.aspx.**
14. **Moreno Valley Electric Utility. 2018 Power Content Label. *City of Moreno Valley Financial & Management Services.* [Online] http://www.moval.org/mvu/power-content.html.**
15. **California Public Utilities Commission. Natural Gas and California. [Online] http://www.cpuc.ca.gov/general.aspx?id=4802.**
16. **Department of Motor Vehicles. *State of California Department of Motor Vehicles Statistics For Publication January Through December 2017.* 2018.**
17. **U.S. Energy Information Administration. Use of Energy in the United States Explained Energy Use for Transportation. [Online] https://www.eia.gov/energyexplained/?page=us_energy_transportation.**
18. **—. Natural Gas Consumption by End Use. [Online] https://www.eia.gov/dnav/ng/ng_cons_sum_dcu_SCA_a.htm.**
19. **California Energy Commission Staff. 2019 Integrated Energy Policy Report Update. [Online] 2019. [Cited: March 26, 2020.] https://ww2.energy.ca.gov/2019_energypolicy/.**

20. The California Energy Commission. 2019 Building Energy Efficiency Standards . *California Energy Commission.* [Online] 2018. https://www.energy.ca.gov/title24/2019standards/documents/2018_Title_24_2019_Building_Standards_FAQ.pdf.

21. California Energy Commission. Renewables Portfolio Standard (RPS). [Online] 2002. http://www.energy.ca.gov/portfolio/.

22. State of California. *California Environmental Quality Act Guideline, California Public Resources Code, Title 14, Division 6, Chapter 3,.*

23. Urban Crossroads, Inc. *Moreno Valley Trade Center E-Commerce Air Quality Impact Analysis.* 2020.

24. California Air Pollution Control Officers Association (CAPCOA). California Emissions Estimator Model (CalEEMod). [Online] September 2016. www.caleemod.com.

25. California Department of Transportation. EMFAC Software. [Online] http://www.dot.ca.gov/hq/env/air/pages/emfac.htm.

26. Pray, Richard. *2017 National Construction Estimator.* Carlsbad : Craftsman Book Company, 2017.

27. Moreno Valley Utilities. Moreno Valley Utility Electric Rates. [Online] http://www.moval.org/mvu/pdfs/MVU_Rates.pdf.

28. California Air Resources Board. *Methods to Find the Cost-Effectiveness of Funding Air Quality Projects For Evaluating Motor Vehicle Registration Fee Projects And Congestion Mitigation and Air Quality Improvement (CMAQ) Projects, Emission Factor Tables.* 2018.

29. State of California. Title 24, Part 6, of the California Code of Regulations. *California's Energy Efficiency Standards for Residential and Nonresidential Buildings.* [Online] http://www.energy.ca.gov/title24/.

This page intentionally left blank

7 CERTIFICATIONS

The contents of this energy analysis report represent an accurate depiction of the environmental impacts associated with the proposed Moreno Valley Trade Center E-Commerce. The information contained in this energy analysis report is based on the best available data at the time of preparation. If you have any questions, please contact me directly at hqureshi@urbanxroads.com.

Haseeb Qureshi
Associate Principal
URBAN CROSSROADS, INC.
hqureshi@urbanxroads.com

EDUCATION

Master of Science in Environmental Studies
California State University, Fullerton • May 2010

Bachelor of Arts in Environmental Analysis and Design
University of California, Irvine • June 2006

PROFESSIONAL AFFILIATIONS

AEP – Association of Environmental Planners
AWMA – Air and Waste Management Association
ASTM – American Society for Testing and Materials

PROFESSIONAL CERTIFICATIONS

Planned Communities and Urban Infill – Urban Land Institute • June 2011
Indoor Air Quality and Industrial Hygiene – EMSL Analytical • April 2008
Principles of Ambient Air Monitoring – California Air Resources Board • August 2007
AB2588 Regulatory Standards – Trinity Consultants • November 2006
Air Dispersion Modeling – Lakes Environmental • June 2006

This page intentionally left blank

APPENDIX 4.1:

CALEEMOD PROJECT ANNUAL CONSTRUCTION EMISSIONS MODEL OUTPUTS

Moreno Valley Trade Center - E-Commerce (Construction - Unmitigated)

Riverside-South Coast County, Annual

1.0 Project Characteristics

1.1 Land Usage

Land Uses	Size	Metric	Lot Acreage	Floor Surface Area	Population
Unrefrigerated Warehouse-No Rail	1,332.38	1000sqft	30.59	1,332,380.00	0
Other Asphalt Surfaces	954.51	1000sqft	21.91	954,505.00	0
Parking Lot	2,086.00	Space	19.15	834,400.00	0

1.2 Other Project Characteristics

Urbanization	Urban	**Wind Speed (m/s)**	2.4	**Precipitation Freq (Days)**	28
Climate Zone	10			**Operational Year**	2022
Utility Company	Southern California Edison				
CO2 Intensity (lb/MWhr)	702.44	**CH4 Intensity (lb/MWhr)**	0.029	**N2O Intensity (lb/MWhr)**	0.006

1.3 User Entered Comments & Non-Default Data

Project Characteristics -

Land Use - Total Project Area is 71.65 acres.

Construction Phase - Construction Schedule adjusted to meet the 2022 Opening Year.

Off-road Equipment - Hours are based on an 8-hour workday

Off-road Equipment - Crawler Tractors used in lieu of Tractors/Loaders/Backhoes.

Off-road Equipment - Crawler Tractors used in lieu of Tractors/Loaders/Backhoes.

Off-road Equipment -

Off-road Equipment - Construction equipment based on information provided by the Project Applicant.

Off-road Equipment - Crawler Tractors used in lieu of Tractors/Loaders/Backhoes.

Demolition -

Grading - It is assumed that a maximum of 10 acres will be graded per day.

Architectural Coating - Rule 1113

Vehicle Trips - Construction Run Only.

Vehicle Emission Factors - EMFAC2017

Vehicle Emission Factors - EMFAC2017

Vehicle Emission Factors - EMFAC2017

Energy Use - Construction Run Only.

Water And Wastewater - Construction Run Only.

Solid Waste - Construction Run Only.

Construction Off-road Equipment Mitigation - Rule 403

Table Name	Column Name	Default Value	New Value
tblArchitecturalCoating	EF_Nonresidential_Exterior	100.00	50.00
tblArchitecturalCoating	EF_Nonresidential_Interior	100.00	50.00
tblConstructionPhase	NumDays	75.00	120.00
tblConstructionPhase	NumDays	1,110.00	325.00
tblConstructionPhase	NumDays	70.00	30.00

tblConstructionPhase	NumDays	110.00	30.00
tblConstructionPhase	NumDays	75.00	50.00
tblConstructionPhase	NumDays	40.00	25.00
tblConstructionPhase	NumDays	40.00	25.00
tblEnergyUse	LightingElect	0.35	0.00
tblEnergyUse	LightingElect	1.17	0.00
tblEnergyUse	NT24E	0.82	0.00
tblEnergyUse	NT24NG	0.03	0.00
tblEnergyUse	T24E	0.37	0.00
tblEnergyUse	T24NG	2.00	0.00
tblGrading	AcresOfGrading	105.00	300.00
tblGrading	AcresOfGrading	50.00	250.00
tblGrading	AcresOfGrading	0.00	250.00
tblGrading	MaterialExported	0.00	184.00
tblLandUse	LotAcreage	18.77	19.15
tblOffRoadEquipment	OffRoadEquipmentUnitAmount	4.00	0.00
tblOffRoadEquipment	OffRoadEquipmentUnitAmount	3.00	0.00
tblOffRoadEquipment	OffRoadEquipmentUnitAmount	4.00	0.00
tblOffRoadEquipment	OffRoadEquipmentUnitAmount	2.00	0.00
tblOffRoadEquipment	OffRoadEquipmentUnitAmount	3.00	0.00
tblOffRoadEquipment	UsageHours	6.00	8.00
tblOffRoadEquipment	UsageHours	7.00	8.00
tblOffRoadEquipment	UsageHours	7.00	8.00
tblSolidWaste	SolidWasteGenerationRate	1,252.44	0.00
tblVehicleEF	HHD	1.36	0.03
tblVehicleEF	HHD	0.03	0.02
tblVehicleEF	HHD	0.09	0.00

tblVehicleEF	HHD	3.11	7.94
tblVehicleEF	HHD	0.45	0.25
tblVehicleEF	HHD	1.41	2.7310e-003
tblVehicleEF	HHD	6,423.61	1,427.19
tblVehicleEF	HHD	1,444.51	1,313.58
tblVehicleEF	HHD	4.59	0.02
tblVehicleEF	HHD	24.87	7.34
tblVehicleEF	HHD	2.31	2.57
tblVehicleEF	HHD	0.01	3.4450e-003
tblVehicleEF	HHD	0.06	0.06
tblVehicleEF	HHD	0.04	0.04
tblVehicleEF	HHD	0.01	0.03
tblVehicleEF	HHD	3.7000e-005	0.00
tblVehicleEF	HHD	0.01	3.2960e-003
tblVehicleEF	HHD	0.03	0.03
tblVehicleEF	HHD	8.8650e-003	8.8960e-003
tblVehicleEF	HHD	0.01	0.03
tblVehicleEF	HHD	3.4000e-005	0.00
tblVehicleEF	HHD	7.3000e-005	2.0000e-006
tblVehicleEF	HHD	2.3460e-003	6.0000e-005
tblVehicleEF	HHD	0.80	0.57
tblVehicleEF	HHD	4.3000e-005	1.0000e-006
tblVehicleEF	HHD	0.06	0.04
tblVehicleEF	HHD	1.5800e-004	2.7500e-004
tblVehicleEF	HHD	0.04	1.0000e-006
tblVehicleEF	HHD	0.06	0.01
tblVehicleEF	HHD	0.01	0.01

tblVehicleEF	HHD	6.9000e-005	0.00
tblVehicleEF	HHD	7.3000e-005	2.0000e-006
tblVehicleEF	HHD	2.3460e-003	6.0000e-005
tblVehicleEF	HHD	0.92	0.65
tblVehicleEF	HHD	4.3000e-005	1.0000e-006
tblVehicleEF	HHD	0.10	0.06
tblVehicleEF	HHD	1.5800e-004	2.7500e-004
tblVehicleEF	HHD	0.04	1.0000e-006
tblVehicleEF	HHD	1.28	0.03
tblVehicleEF	HHD	0.03	0.02
tblVehicleEF	HHD	0.09	0.00
tblVehicleEF	HHD	2.26	7.79
tblVehicleEF	HHD	0.45	0.25
tblVehicleEF	HHD	1.34	2.5850e-003
tblVehicleEF	HHD	6,805.04	1,418.27
tblVehicleEF	HHD	1,444.51	1,313.58
tblVehicleEF	HHD	4.59	0.02
tblVehicleEF	HHD	25.67	7.07
tblVehicleEF	HHD	2.18	2.42
tblVehicleEF	HHD	9.3550e-003	3.0680e-003
tblVehicleEF	HHD	0.06	0.06
tblVehicleEF	HHD	0.04	0.04
tblVehicleEF	HHD	0.01	0.03
tblVehicleEF	HHD	3.7000e-005	0.00
tblVehicleEF	HHD	8.9510e-003	2.9360e-003
tblVehicleEF	HHD	0.03	0.03
tblVehicleEF	HHD	8.8650e-003	8.8960e-003

tblVehicleEF	HHD	0.01	0.03
tblVehicleEF	HHD	3.4000e-005	0.00
tblVehicleEF	HHD	1.3900e-004	3.0000e-006
tblVehicleEF	HHD	2.6650e-003	6.7000e-005
tblVehicleEF	HHD	0.75	0.60
tblVehicleEF	HHD	8.2000e-005	2.0000e-006
tblVehicleEF	HHD	0.06	0.04
tblVehicleEF	HHD	1.6100e-004	2.7900e-004
tblVehicleEF	HHD	0.04	1.0000e-006
tblVehicleEF	HHD	0.06	0.01
tblVehicleEF	HHD	0.01	0.01
tblVehicleEF	HHD	6.8000e-005	0.00
tblVehicleEF	HHD	1.3900e-004	3.0000e-006
tblVehicleEF	HHD	2.6650e-003	6.7000e-005
tblVehicleEF	HHD	0.87	0.68
tblVehicleEF	HHD	8.2000e-005	2.0000e-006
tblVehicleEF	HHD	0.10	0.06
tblVehicleEF	HHD	1.6100e-004	2.7900e-004
tblVehicleEF	HHD	0.04	1.0000e-006
tblVehicleEF	HHD	1.46	0.02
tblVehicleEF	HHD	0.03	1.9060e-003
tblVehicleEF	HHD	0.09	0.00
tblVehicleEF	HHD	4.28	8.13
tblVehicleEF	HHD	0.44	0.21
tblVehicleEF	HHD	1.42	2.7200e-003
tblVehicleEF	HHD	5,896.87	1,435.73
tblVehicleEF	HHD	1,444.51	1,302.97

tblVehicleEF	HHD	4.59	0.02
tblVehicleEF	HHD	23.77	7.68
tblVehicleEF	HHD	2.30	2.54
tblVehicleEF	HHD	0.01	3.9220e-003
tblVehicleEF	HHD	0.06	0.06
tblVehicleEF	HHD	0.04	0.04
tblVehicleEF	HHD	0.01	0.03
tblVehicleEF	HHD	3.7000e-005	0.00
tblVehicleEF	HHD	0.01	3.7530e-003
tblVehicleEF	HHD	0.03	0.03
tblVehicleEF	HHD	8.8650e-003	8.8670e-003
tblVehicleEF	HHD	0.01	0.03
tblVehicleEF	HHD	3.4000e-005	0.00
tblVehicleEF	HHD	5.5000e-005	2.0000e-006
tblVehicleEF	HHD	2.4470e-003	6.7000e-005
tblVehicleEF	HHD	0.86	0.53
tblVehicleEF	HHD	3.6000e-005	1.0000e-006
tblVehicleEF	HHD	0.06	0.04
tblVehicleEF	HHD	1.6900e-004	2.9200e-004
tblVehicleEF	HHD	0.04	1.0000e-006
tblVehicleEF	HHD	0.06	0.01
tblVehicleEF	HHD	0.01	0.01
tblVehicleEF	HHD	6.9000e-005	0.00
tblVehicleEF	HHD	5.5000e-005	2.0000e-006
tblVehicleEF	HHD	2.4470e-003	6.7000e-005
tblVehicleEF	HHD	0.99	0.60
tblVehicleEF	HHD	3.6000e-005	1.0000e-006

tblVehicleEF	HHD	0.10	0.05
tblVehicleEF	HHD	1.6900e-004	2.9200e-004
tblVehicleEF	HHD	0.04	1.0000e-006
tblVehicleEF	LDA	3.6620e-003	2.1670e-003
tblVehicleEF	LDA	4.7760e-003	0.05
tblVehicleEF	LDA	0.54	0.61
tblVehicleEF	LDA	1.05	2.07
tblVehicleEF	LDA	245.52	258.05
tblVehicleEF	LDA	56.65	53.14
tblVehicleEF	LDA	0.05	0.04
tblVehicleEF	LDA	1.5830e-003	1.3740e-003
tblVehicleEF	LDA	2.2500e-003	1.8360e-003
tblVehicleEF	LDA	1.4580e-003	1.2660e-003
tblVehicleEF	LDA	2.0690e-003	1.6880e-003
tblVehicleEF	LDA	0.05	0.07
tblVehicleEF	LDA	0.10	0.10
tblVehicleEF	LDA	0.04	0.05
tblVehicleEF	LDA	9.2080e-003	8.1890e-003
tblVehicleEF	LDA	0.04	0.20
tblVehicleEF	LDA	0.06	0.21
tblVehicleEF	LDA	2.4580e-003	2.5530e-003
tblVehicleEF	LDA	5.8400e-004	5.2600e-004
tblVehicleEF	LDA	0.05	0.07
tblVehicleEF	LDA	0.10	0.10
tblVehicleEF	LDA	0.04	0.05
tblVehicleEF	LDA	0.01	0.01
tblVehicleEF	LDA	0.04	0.20

tblVehicleEF	LDA	0.07	0.23
tblVehicleEF	LDA	4.1530e-003	2.4690e-003
tblVehicleEF	LDA	4.1450e-003	0.04
tblVehicleEF	LDA	0.66	0.75
tblVehicleEF	LDA	0.93	1.82
tblVehicleEF	LDA	267.36	280.58
tblVehicleEF	LDA	56.65	52.67
tblVehicleEF	LDA	0.04	0.03
tblVehicleEF	LDA	1.5830e-003	1.3740e-003
tblVehicleEF	LDA	2.2500e-003	1.8360e-003
tblVehicleEF	LDA	1.4580e-003	1.2660e-003
tblVehicleEF	LDA	2.0690e-003	1.6880e-003
tblVehicleEF	LDA	0.09	0.13
tblVehicleEF	LDA	0.11	0.11
tblVehicleEF	LDA	0.07	0.09
tblVehicleEF	LDA	0.01	9.2540e-003
tblVehicleEF	LDA	0.04	0.20
tblVehicleEF	LDA	0.06	0.18
tblVehicleEF	LDA	2.6780e-003	2.7760e-003
tblVehicleEF	LDA	5.8200e-004	5.2100e-004
tblVehicleEF	LDA	0.09	0.13
tblVehicleEF	LDA	0.11	0.11
tblVehicleEF	LDA	0.07	0.09
tblVehicleEF	LDA	0.02	0.01
tblVehicleEF	LDA	0.04	0.20
tblVehicleEF	LDA	0.06	0.20
tblVehicleEF	LDA	3.5320e-003	2.0910e-003

tblVehicleEF	LDA	4.9050e-003	0.05
tblVehicleEF	LDA	0.51	0.57
tblVehicleEF	LDA	1.08	2.11
tblVehicleEF	LDA	239.46	251.86
tblVehicleEF	LDA	56.65	53.22
tblVehicleEF	LDA	0.04	0.03
tblVehicleEF	LDA	1.5830e-003	1.3740e-003
tblVehicleEF	LDA	2.2500e-003	1.8360e-003
tblVehicleEF	LDA	1.4580e-003	1.2660e-003
tblVehicleEF	LDA	2.0690e-003	1.6880e-003
tblVehicleEF	LDA	0.04	0.05
tblVehicleEF	LDA	0.10	0.10
tblVehicleEF	LDA	0.03	0.04
tblVehicleEF	LDA	8.8850e-003	7.9080e-003
tblVehicleEF	LDA	0.04	0.23
tblVehicleEF	LDA	0.07	0.21
tblVehicleEF	LDA	2.3970e-003	2.4920e-003
tblVehicleEF	LDA	5.8500e-004	5.2700e-004
tblVehicleEF	LDA	0.04	0.05
tblVehicleEF	LDA	0.10	0.10
tblVehicleEF	LDA	0.03	0.04
tblVehicleEF	LDA	0.01	0.01
tblVehicleEF	LDA	0.04	0.23
tblVehicleEF	LDA	0.07	0.23
tblVehicleEF	LDT1	0.01	6.9370e-003
tblVehicleEF	LDT1	0.02	0.08
tblVehicleEF	LDT1	1.32	1.43

tblVehicleEF	LDT1	3.05	2.34
tblVehicleEF	LDT1	305.87	308.06
tblVehicleEF	LDT1	70.39	64.70
tblVehicleEF	LDT1	0.13	0.12
tblVehicleEF	LDT1	2.3960e-003	2.0960e-003
tblVehicleEF	LDT1	3.5150e-003	2.7320e-003
tblVehicleEF	LDT1	2.2060e-003	1.9290e-003
tblVehicleEF	LDT1	3.2320e-003	2.5120e-003
tblVehicleEF	LDT1	0.20	0.21
tblVehicleEF	LDT1	0.32	0.25
tblVehicleEF	LDT1	0.13	0.14
tblVehicleEF	LDT1	0.03	0.03
tblVehicleEF	LDT1	0.19	0.80
tblVehicleEF	LDT1	0.21	0.39
tblVehicleEF	LDT1	3.0750e-003	3.0480e-003
tblVehicleEF	LDT1	7.5800e-004	6.4000e-004
tblVehicleEF	LDT1	0.20	0.21
tblVehicleEF	LDT1	0.32	0.25
tblVehicleEF	LDT1	0.13	0.14
tblVehicleEF	LDT1	0.04	0.04
tblVehicleEF	LDT1	0.19	0.80
tblVehicleEF	LDT1	0.23	0.43
tblVehicleEF	LDT1	0.01	7.8400e-003
tblVehicleEF	LDT1	0.01	0.07
tblVehicleEF	LDT1	1.59	1.74
tblVehicleEF	LDT1	2.68	2.07
tblVehicleEF	LDT1	332.27	332.04

tblVehicleEF	LDT1	70.39	64.11
tblVehicleEF	LDT1	0.12	0.12
tblVehicleEF	LDT1	2.3960e-003	2.0960e-003
tblVehicleEF	LDT1	3.5150e-003	2.7320e-003
tblVehicleEF	LDT1	2.2060e-003	1.9290e-003
tblVehicleEF	LDT1	3.2320e-003	2.5120e-003
tblVehicleEF	LDT1	0.38	0.40
tblVehicleEF	LDT1	0.40	0.31
tblVehicleEF	LDT1	0.25	0.27
tblVehicleEF	LDT1	0.03	0.03
tblVehicleEF	LDT1	0.19	0.80
tblVehicleEF	LDT1	0.18	0.34
tblVehicleEF	LDT1	3.3430e-003	3.2860e-003
tblVehicleEF	LDT1	7.5100e-004	6.3400e-004
tblVehicleEF	LDT1	0.38	0.40
tblVehicleEF	LDT1	0.40	0.31
tblVehicleEF	LDT1	0.25	0.27
tblVehicleEF	LDT1	0.04	0.05
tblVehicleEF	LDT1	0.19	0.80
tblVehicleEF	LDT1	0.20	0.38
tblVehicleEF	LDT1	0.01	6.6720e-003
tblVehicleEF	LDT1	0.02	0.08
tblVehicleEF	LDT1	1.24	1.34
tblVehicleEF	LDT1	3.11	2.39
tblVehicleEF	LDT1	298.00	300.78
tblVehicleEF	LDT1	70.39	64.83
tblVehicleEF	LDT1	0.12	0.12

tblVehicleEF	LDT1	2.3960e-003	2.0960e-003
tblVehicleEF	LDT1	3.5150e-003	2.7320e-003
tblVehicleEF	LDT1	2.2060e-003	1.9290e-003
tblVehicleEF	LDT1	3.2320e-003	2.5120e-003
tblVehicleEF	LDT1	0.17	0.17
tblVehicleEF	LDT1	0.36	0.28
tblVehicleEF	LDT1	0.11	0.12
tblVehicleEF	LDT1	0.03	0.03
tblVehicleEF	LDT1	0.22	0.93
tblVehicleEF	LDT1	0.22	0.41
tblVehicleEF	LDT1	2.9950e-003	2.9760e-003
tblVehicleEF	LDT1	7.5900e-004	6.4200e-004
tblVehicleEF	LDT1	0.17	0.17
tblVehicleEF	LDT1	0.36	0.28
tblVehicleEF	LDT1	0.11	0.12
tblVehicleEF	LDT1	0.04	0.04
tblVehicleEF	LDT1	0.22	0.93
tblVehicleEF	LDT1	0.24	0.44
tblVehicleEF	LDT2	5.1640e-003	3.7850e-003
tblVehicleEF	LDT2	6.4600e-003	0.07
tblVehicleEF	LDT2	0.71	0.90
tblVehicleEF	LDT2	1.39	2.64
tblVehicleEF	LDT2	342.68	326.57
tblVehicleEF	LDT2	78.65	68.91
tblVehicleEF	LDT2	0.07	0.08
tblVehicleEF	LDT2	1.6000e-003	1.4270e-003
tblVehicleEF	LDT2	2.3460e-003	1.8750e-003

tblVehicleEF	LDT2	1.4710e-003	1.3130e-003
tblVehicleEF	LDT2	2.1570e-003	1.7240e-003
tblVehicleEF	LDT2	0.07	0.11
tblVehicleEF	LDT2	0.11	0.13
tblVehicleEF	LDT2	0.05	0.09
tblVehicleEF	LDT2	0.01	0.02
tblVehicleEF	LDT2	0.06	0.43
tblVehicleEF	LDT2	0.09	0.31
tblVehicleEF	LDT2	3.4320e-003	3.2310e-003
tblVehicleEF	LDT2	8.1000e-004	6.8200e-004
tblVehicleEF	LDT2	0.07	0.11
tblVehicleEF	LDT2	0.11	0.13
tblVehicleEF	LDT2	0.05	0.09
tblVehicleEF	LDT2	0.02	0.02
tblVehicleEF	LDT2	0.06	0.43
tblVehicleEF	LDT2	0.10	0.33
tblVehicleEF	LDT2	5.8560e-003	4.3030e-003
tblVehicleEF	LDT2	5.6090e-003	0.06
tblVehicleEF	LDT2	0.87	1.10
tblVehicleEF	LDT2	1.23	2.34
tblVehicleEF	LDT2	372.88	349.63
tblVehicleEF	LDT2	78.65	68.30
tblVehicleEF	LDT2	0.07	0.07
tblVehicleEF	LDT2	1.6000e-003	1.4270e-003
tblVehicleEF	LDT2	2.3460e-003	1.8750e-003
tblVehicleEF	LDT2	1.4710e-003	1.3130e-003
tblVehicleEF	LDT2	2.1570e-003	1.7240e-003

tblVehicleEF	LDT2	0.13	0.21
tblVehicleEF	LDT2	0.13	0.16
tblVehicleEF	LDT2	0.10	0.16
tblVehicleEF	LDT2	0.01	0.02
tblVehicleEF	LDT2	0.06	0.43
tblVehicleEF	LDT2	0.08	0.27
tblVehicleEF	LDT2	3.7360e-003	3.4590e-003
tblVehicleEF	LDT2	8.0700e-004	6.7600e-004
tblVehicleEF	LDT2	0.13	0.21
tblVehicleEF	LDT2	0.13	0.16
tblVehicleEF	LDT2	0.10	0.16
tblVehicleEF	LDT2	0.02	0.03
tblVehicleEF	LDT2	0.06	0.43
tblVehicleEF	LDT2	0.08	0.29
tblVehicleEF	LDT2	4.9650e-003	3.6320e-003
tblVehicleEF	LDT2	6.6500e-003	0.07
tblVehicleEF	LDT2	0.67	0.84
tblVehicleEF	LDT2	1.42	2.71
tblVehicleEF	LDT2	333.62	319.57
tblVehicleEF	LDT2	78.65	69.04
tblVehicleEF	LDT2	0.07	0.08
tblVehicleEF	LDT2	1.6000e-003	1.4270e-003
tblVehicleEF	LDT2	2.3460e-003	1.8750e-003
tblVehicleEF	LDT2	1.4710e-003	1.3130e-003
tblVehicleEF	LDT2	2.1570e-003	1.7240e-003
tblVehicleEF	LDT2	0.05	0.08
tblVehicleEF	LDT2	0.12	0.14

tblVehicleEF	LDT2	0.04	0.07
tblVehicleEF	LDT2	0.01	0.01
tblVehicleEF	LDT2	0.07	0.49
tblVehicleEF	LDT2	0.09	0.31
tblVehicleEF	LDT2	3.3410e-003	3.1620e-003
tblVehicleEF	LDT2	8.1000e-004	6.8300e-004
tblVehicleEF	LDT2	0.05	0.08
tblVehicleEF	LDT2	0.12	0.14
tblVehicleEF	LDT2	0.04	0.07
tblVehicleEF	LDT2	0.02	0.02
tblVehicleEF	LDT2	0.07	0.49
tblVehicleEF	LDT2	0.10	0.34
tblVehicleEF	LHD1	5.1810e-003	4.7600e-003
tblVehicleEF	LHD1	9.5070e-003	4.8390e-003
tblVehicleEF	LHD1	0.02	0.01
tblVehicleEF	LHD1	0.14	0.17
tblVehicleEF	LHD1	0.88	0.66
tblVehicleEF	LHD1	2.26	0.93
tblVehicleEF	LHD1	9.26	9.38
tblVehicleEF	LHD1	602.20	632.13
tblVehicleEF	LHD1	29.86	10.36
tblVehicleEF	LHD1	0.09	0.08
tblVehicleEF	LHD1	2.06	1.46
tblVehicleEF	LHD1	9.7000e-004	9.7900e-004
tblVehicleEF	LHD1	0.01	0.01
tblVehicleEF	LHD1	0.01	0.01
tblVehicleEF	LHD1	8.2900e-004	2.2300e-004

tblVehicleEF	LHD1	9.2800e-004	9.3700e-004
tblVehicleEF	LHD1	2.5490e-003	2.5040e-003
tblVehicleEF	LHD1	0.01	9.9950e-003
tblVehicleEF	LHD1	7.6200e-004	2.0500e-004
tblVehicleEF	LHD1	3.7780e-003	3.0170e-003
tblVehicleEF	LHD1	0.10	0.08
tblVehicleEF	LHD1	0.02	0.02
tblVehicleEF	LHD1	1.8760e-003	1.4960e-003
tblVehicleEF	LHD1	0.07	0.06
tblVehicleEF	LHD1	0.31	0.47
tblVehicleEF	LHD1	0.24	0.07
tblVehicleEF	LHD1	9.2000e-005	9.1000e-005
tblVehicleEF	LHD1	5.9030e-003	6.1480e-003
tblVehicleEF	LHD1	3.4200e-004	1.0300e-004
tblVehicleEF	LHD1	3.7780e-003	3.0170e-003
tblVehicleEF	LHD1	0.10	0.08
tblVehicleEF	LHD1	0.02	0.03
tblVehicleEF	LHD1	1.8760e-003	1.4960e-003
tblVehicleEF	LHD1	0.09	0.07
tblVehicleEF	LHD1	0.31	0.47
tblVehicleEF	LHD1	0.27	0.08
tblVehicleEF	LHD1	5.1810e-003	4.7720e-003
tblVehicleEF	LHD1	9.6980e-003	4.9170e-003
tblVehicleEF	LHD1	0.02	0.01
tblVehicleEF	LHD1	0.14	0.17
tblVehicleEF	LHD1	0.89	0.67
tblVehicleEF	LHD1	2.15	0.88

tblVehicleEF	LHD1	9.26	9.38
tblVehicleEF	LHD1	602.20	632.14
tblVehicleEF	LHD1	29.86	10.28
tblVehicleEF	LHD1	0.09	0.08
tblVehicleEF	LHD1	1.94	1.37
tblVehicleEF	LHD1	9.7000e-004	9.7900e-004
tblVehicleEF	LHD1	0.01	0.01
tblVehicleEF	LHD1	0.01	0.01
tblVehicleEF	LHD1	8.2900e-004	2.2300e-004
tblVehicleEF	LHD1	9.2800e-004	9.3700e-004
tblVehicleEF	LHD1	2.5490e-003	2.5040e-003
tblVehicleEF	LHD1	0.01	9.9950e-003
tblVehicleEF	LHD1	7.6200e-004	2.0500e-004
tblVehicleEF	LHD1	7.0590e-003	5.6440e-003
tblVehicleEF	LHD1	0.12	0.09
tblVehicleEF	LHD1	0.02	0.02
tblVehicleEF	LHD1	3.5660e-003	2.8600e-003
tblVehicleEF	LHD1	0.07	0.06
tblVehicleEF	LHD1	0.32	0.48
tblVehicleEF	LHD1	0.23	0.07
tblVehicleEF	LHD1	9.2000e-005	9.1000e-005
tblVehicleEF	LHD1	5.9030e-003	6.1480e-003
tblVehicleEF	LHD1	3.4000e-004	1.0200e-004
tblVehicleEF	LHD1	7.0590e-003	5.6440e-003
tblVehicleEF	LHD1	0.12	0.09
tblVehicleEF	LHD1	0.02	0.03
tblVehicleEF	LHD1	3.5660e-003	2.8600e-003

tblVehicleEF	LHD1	0.09	0.07
tblVehicleEF	LHD1	0.32	0.48
tblVehicleEF	LHD1	0.25	0.08
tblVehicleEF	LHD1	5.1810e-003	4.7590e-003
tblVehicleEF	LHD1	9.4900e-003	4.8280e-003
tblVehicleEF	LHD1	0.02	0.01
tblVehicleEF	LHD1	0.14	0.17
tblVehicleEF	LHD1	0.88	0.66
tblVehicleEF	LHD1	2.26	0.93
tblVehicleEF	LHD1	9.26	9.38
tblVehicleEF	LHD1	602.20	632.12
tblVehicleEF	LHD1	29.86	10.37
tblVehicleEF	LHD1	0.09	0.08
tblVehicleEF	LHD1	2.04	1.44
tblVehicleEF	LHD1	9.7000e-004	9.7900e-004
tblVehicleEF	LHD1	0.01	0.01
tblVehicleEF	LHD1	0.01	0.01
tblVehicleEF	LHD1	8.2900e-004	2.2300e-004
tblVehicleEF	LHD1	9.2800e-004	9.3700e-004
tblVehicleEF	LHD1	2.5490e-003	2.5040e-003
tblVehicleEF	LHD1	0.01	9.9950e-003
tblVehicleEF	LHD1	7.6200e-004	2.0500e-004
tblVehicleEF	LHD1	3.3490e-003	2.6630e-003
tblVehicleEF	LHD1	0.11	0.09
tblVehicleEF	LHD1	0.02	0.02
tblVehicleEF	LHD1	1.7110e-003	1.3580e-003
tblVehicleEF	LHD1	0.07	0.06

tblVehicleEF	LHD1	0.34	0.51
tblVehicleEF	LHD1	0.24	0.07
tblVehicleEF	LHD1	9.2000e-005	9.1000e-005
tblVehicleEF	LHD1	5.9020e-003	6.1480e-003
tblVehicleEF	LHD1	3.4200e-004	1.0300e-004
tblVehicleEF	LHD1	3.3490e-003	2.6630e-003
tblVehicleEF	LHD1	0.11	0.09
tblVehicleEF	LHD1	0.02	0.03
tblVehicleEF	LHD1	1.7110e-003	1.3580e-003
tblVehicleEF	LHD1	0.09	0.07
tblVehicleEF	LHD1	0.34	0.51
tblVehicleEF	LHD1	0.27	0.08
tblVehicleEF	LHD2	3.4600e-003	3.0860e-003
tblVehicleEF	LHD2	4.0020e-003	3.5550e-003
tblVehicleEF	LHD2	7.4040e-003	8.4670e-003
tblVehicleEF	LHD2	0.12	0.13
tblVehicleEF	LHD2	0.45	0.48
tblVehicleEF	LHD2	1.08	0.54
tblVehicleEF	LHD2	14.41	14.77
tblVehicleEF	LHD2	598.41	631.11
tblVehicleEF	LHD2	23.24	7.16
tblVehicleEF	LHD2	0.11	0.12
tblVehicleEF	LHD2	1.50	1.61
tblVehicleEF	LHD2	1.3120e-003	1.4480e-003
tblVehicleEF	LHD2	0.01	0.01
tblVehicleEF	LHD2	0.01	0.01
tblVehicleEF	LHD2	3.7000e-004	1.1000e-004

tblVehicleEF	LHD2	1.2550e-003	1.3860e-003
tblVehicleEF	LHD2	2.7000e-003	2.7130e-003
tblVehicleEF	LHD2	0.01	0.01
tblVehicleEF	LHD2	3.4000e-004	1.0100e-004
tblVehicleEF	LHD2	1.4050e-003	1.6110e-003
tblVehicleEF	LHD2	0.04	0.04
tblVehicleEF	LHD2	0.01	0.02
tblVehicleEF	LHD2	7.4200e-004	8.1800e-004
tblVehicleEF	LHD2	0.05	0.06
tblVehicleEF	LHD2	0.08	0.23
tblVehicleEF	LHD2	0.10	0.04
tblVehicleEF	LHD2	1.4000e-004	1.4100e-004
tblVehicleEF	LHD2	5.8170e-003	6.0810e-003
tblVehicleEF	LHD2	2.5200e-004	7.1000e-005
tblVehicleEF	LHD2	1.4050e-003	1.6110e-003
tblVehicleEF	LHD2	0.04	0.04
tblVehicleEF	LHD2	0.02	0.02
tblVehicleEF	LHD2	7.4200e-004	8.1800e-004
tblVehicleEF	LHD2	0.06	0.07
tblVehicleEF	LHD2	0.08	0.23
tblVehicleEF	LHD2	0.11	0.05
tblVehicleEF	LHD2	3.4600e-003	3.0930e-003
tblVehicleEF	LHD2	4.0450e-003	3.5800e-003
tblVehicleEF	LHD2	7.1500e-003	8.1830e-003
tblVehicleEF	LHD2	0.12	0.13
tblVehicleEF	LHD2	0.45	0.49
tblVehicleEF	LHD2	1.04	0.51

tblVehicleEF	LHD2	14.41	14.77
tblVehicleEF	LHD2	598.41	631.12
tblVehicleEF	LHD2	23.24	7.12
tblVehicleEF	LHD2	0.11	0.12
tblVehicleEF	LHD2	1.41	1.52
tblVehicleEF	LHD2	1.3120e-003	1.4480e-003
tblVehicleEF	LHD2	0.01	0.01
tblVehicleEF	LHD2	0.01	0.01
tblVehicleEF	LHD2	3.7000e-004	1.1000e-004
tblVehicleEF	LHD2	1.2550e-003	1.3860e-003
tblVehicleEF	LHD2	2.7000e-003	2.7130e-003
tblVehicleEF	LHD2	0.01	0.01
tblVehicleEF	LHD2	3.4000e-004	1.0100e-004
tblVehicleEF	LHD2	2.6530e-003	3.0380e-003
tblVehicleEF	LHD2	0.04	0.05
tblVehicleEF	LHD2	0.01	0.02
tblVehicleEF	LHD2	1.3950e-003	1.5540e-003
tblVehicleEF	LHD2	0.05	0.06
tblVehicleEF	LHD2	0.08	0.24
tblVehicleEF	LHD2	0.10	0.04
tblVehicleEF	LHD2	1.4000e-004	1.4100e-004
tblVehicleEF	LHD2	5.8170e-003	6.0810e-003
tblVehicleEF	LHD2	2.5100e-004	7.0000e-005
tblVehicleEF	LHD2	2.6530e-003	3.0380e-003
tblVehicleEF	LHD2	0.04	0.05
tblVehicleEF	LHD2	0.02	0.02
tblVehicleEF	LHD2	1.3950e-003	1.5540e-003

tblVehicleEF	LHD2	0.06	0.07
tblVehicleEF	LHD2	0.08	0.24
tblVehicleEF	LHD2	0.11	0.04
tblVehicleEF	LHD2	3.4600e-003	3.0850e-003
tblVehicleEF	LHD2	3.9920e-003	3.5470e-003
tblVehicleEF	LHD2	7.4470e-003	8.5290e-003
tblVehicleEF	LHD2	0.12	0.13
tblVehicleEF	LHD2	0.45	0.48
tblVehicleEF	LHD2	1.09	0.54
tblVehicleEF	LHD2	14.41	14.77
tblVehicleEF	LHD2	598.41	631.11
tblVehicleEF	LHD2	23.24	7.17
tblVehicleEF	LHD2	0.11	0.12
tblVehicleEF	LHD2	1.48	1.59
tblVehicleEF	LHD2	1.3120e-003	1.4480e-003
tblVehicleEF	LHD2	0.01	0.01
tblVehicleEF	LHD2	0.01	0.01
tblVehicleEF	LHD2	3.7000e-004	1.1000e-004
tblVehicleEF	LHD2	1.2550e-003	1.3860e-003
tblVehicleEF	LHD2	2.7000e-003	2.7130e-003
tblVehicleEF	LHD2	0.01	0.01
tblVehicleEF	LHD2	3.4000e-004	1.0100e-004
tblVehicleEF	LHD2	1.1040e-003	1.2560e-003
tblVehicleEF	LHD2	0.04	0.04
tblVehicleEF	LHD2	0.01	0.02
tblVehicleEF	LHD2	6.2900e-004	6.8000e-004
tblVehicleEF	LHD2	0.05	0.06

tblVehicleEF	LHD2	0.08	0.25
tblVehicleEF	LHD2	0.10	0.04
tblVehicleEF	LHD2	1.4000e-004	1.4100e-004
tblVehicleEF	LHD2	5.8170e-003	6.0810e-003
tblVehicleEF	LHD2	2.5200e-004	7.1000e-005
tblVehicleEF	LHD2	1.1040e-003	1.2560e-003
tblVehicleEF	LHD2	0.04	0.04
tblVehicleEF	LHD2	0.02	0.02
tblVehicleEF	LHD2	6.2900e-004	6.8000e-004
tblVehicleEF	LHD2	0.06	0.07
tblVehicleEF	LHD2	0.08	0.25
tblVehicleEF	LHD2	0.11	0.05
tblVehicleEF	MCY	0.42	0.32
tblVehicleEF	MCY	0.15	0.24
tblVehicleEF	MCY	19.14	19.26
tblVehicleEF	MCY	9.69	8.57
tblVehicleEF	MCY	166.26	208.19
tblVehicleEF	MCY	45.80	60.41
tblVehicleEF	MCY	1.12	1.12
tblVehicleEF	MCY	1.8240e-003	1.8040e-003
tblVehicleEF	MCY	3.3680e-003	2.8470e-003
tblVehicleEF	MCY	1.7050e-003	1.6870e-003
tblVehicleEF	MCY	3.1720e-003	2.6790e-003
tblVehicleEF	MCY	1.69	1.66
tblVehicleEF	MCY	0.85	0.84
tblVehicleEF	MCY	0.92	0.90
tblVehicleEF	MCY	2.13	2.14

tblVehicleEF	MCY	0.56	1.82
tblVehicleEF	MCY	2.06	1.82
tblVehicleEF	MCY	2.0370e-003	2.0600e-003
tblVehicleEF	MCY	6.7700e-004	5.9800e-004
tblVehicleEF	MCY	1.69	1.66
tblVehicleEF	MCY	0.85	0.84
tblVehicleEF	MCY	0.92	0.90
tblVehicleEF	MCY	2.63	2.64
tblVehicleEF	MCY	0.56	1.82
tblVehicleEF	MCY	2.24	1.98
tblVehicleEF	MCY	0.42	0.32
tblVehicleEF	MCY	0.14	0.22
tblVehicleEF	MCY	19.85	19.92
tblVehicleEF	MCY	9.10	8.00
tblVehicleEF	MCY	166.26	209.15
tblVehicleEF	MCY	45.80	58.86
tblVehicleEF	MCY	0.98	0.98
tblVehicleEF	MCY	1.8240e-003	1.8040e-003
tblVehicleEF	MCY	3.3680e-003	2.8470e-003
tblVehicleEF	MCY	1.7050e-003	1.6870e-003
tblVehicleEF	MCY	3.1720e-003	2.6790e-003
tblVehicleEF	MCY	3.36	3.29
tblVehicleEF	MCY	1.24	1.24
tblVehicleEF	MCY	2.10	2.05
tblVehicleEF	MCY	2.11	2.12
tblVehicleEF	MCY	0.56	1.82
tblVehicleEF	MCY	1.85	1.62

tblVehicleEF	MCY	2.0480e-003	2.0700e-003
tblVehicleEF	MCY	6.6100e-004	5.8200e-004
tblVehicleEF	MCY	3.36	3.29
tblVehicleEF	MCY	1.24	1.24
tblVehicleEF	MCY	2.10	2.05
tblVehicleEF	MCY	2.61	2.61
tblVehicleEF	MCY	0.56	1.82
tblVehicleEF	MCY	2.01	1.77
tblVehicleEF	MCY	0.42	0.32
tblVehicleEF	MCY	0.15	0.24
tblVehicleEF	MCY	18.68	18.80
tblVehicleEF	MCY	9.65	8.51
tblVehicleEF	MCY	166.26	207.43
tblVehicleEF	MCY	45.80	60.33
tblVehicleEF	MCY	1.12	1.12
tblVehicleEF	MCY	1.8240e-003	1.8040e-003
tblVehicleEF	MCY	3.3680e-003	2.8470e-003
tblVehicleEF	MCY	1.7050e-003	1.6870e-003
tblVehicleEF	MCY	3.1720e-003	2.6790e-003
tblVehicleEF	MCY	1.60	1.59
tblVehicleEF	MCY	1.04	1.03
tblVehicleEF	MCY	0.74	0.73
tblVehicleEF	MCY	2.12	2.13
tblVehicleEF	MCY	0.64	2.07
tblVehicleEF	MCY	2.07	1.82
tblVehicleEF	MCY	2.0300e-003	2.0530e-003
tblVehicleEF	MCY	6.7700e-004	5.9700e-004

tblVehicleEF	MCY	1.60	1.59
tblVehicleEF	MCY	1.04	1.03
tblVehicleEF	MCY	0.74	0.73
tblVehicleEF	MCY	2.62	2.63
tblVehicleEF	MCY	0.64	2.07
tblVehicleEF	MCY	2.26	1.98
tblVehicleEF	MDV	0.01	4.9040e-003
tblVehicleEF	MDV	0.02	0.08
tblVehicleEF	MDV	1.26	1.05
tblVehicleEF	MDV	2.88	3.10
tblVehicleEF	MDV	474.24	407.96
tblVehicleEF	MDV	107.24	85.75
tblVehicleEF	MDV	0.15	0.10
tblVehicleEF	MDV	1.6800e-003	1.4930e-003
tblVehicleEF	MDV	2.4130e-003	1.9530e-003
tblVehicleEF	MDV	1.5490e-003	1.3770e-003
tblVehicleEF	MDV	2.2190e-003	1.7960e-003
tblVehicleEF	MDV	0.11	0.13
tblVehicleEF	MDV	0.20	0.16
tblVehicleEF	MDV	0.09	0.11
tblVehicleEF	MDV	0.03	0.02
tblVehicleEF	MDV	0.11	0.49
tblVehicleEF	MDV	0.22	0.41
tblVehicleEF	MDV	4.7510e-003	4.0340e-003
tblVehicleEF	MDV	1.1230e-003	8.4900e-004
tblVehicleEF	MDV	0.11	0.13
tblVehicleEF	MDV	0.20	0.16

tblVehicleEF	MDV	0.09	0.11
tblVehicleEF	MDV	0.04	0.03
tblVehicleEF	MDV	0.11	0.49
tblVehicleEF	MDV	0.24	0.44
tblVehicleEF	MDV	0.01	5.5890e-003
tblVehicleEF	MDV	0.01	0.07
tblVehicleEF	MDV	1.53	1.28
tblVehicleEF	MDV	2.54	2.73
tblVehicleEF	MDV	514.80	432.45
tblVehicleEF	MDV	107.24	84.99
tblVehicleEF	MDV	0.14	0.10
tblVehicleEF	MDV	1.6800e-003	1.4930e-003
tblVehicleEF	MDV	2.4130e-003	1.9530e-003
tblVehicleEF	MDV	1.5490e-003	1.3770e-003
tblVehicleEF	MDV	2.2190e-003	1.7960e-003
tblVehicleEF	MDV	0.21	0.25
tblVehicleEF	MDV	0.23	0.19
tblVehicleEF	MDV	0.17	0.20
tblVehicleEF	MDV	0.03	0.02
tblVehicleEF	MDV	0.11	0.49
tblVehicleEF	MDV	0.19	0.35
tblVehicleEF	MDV	5.1610e-003	4.2760e-003
tblVehicleEF	MDV	1.1170e-003	8.4100e-004
tblVehicleEF	MDV	0.21	0.25
tblVehicleEF	MDV	0.23	0.19
tblVehicleEF	MDV	0.17	0.20
tblVehicleEF	MDV	0.05	0.03

tblVehicleEF	MDV	0.11	0.49
tblVehicleEF	MDV	0.21	0.39
tblVehicleEF	MDV	0.01	4.7070e-003
tblVehicleEF	MDV	0.02	0.09
tblVehicleEF	MDV	1.18	0.98
tblVehicleEF	MDV	2.94	3.17
tblVehicleEF	MDV	462.11	400.61
tblVehicleEF	MDV	107.24	85.90
tblVehicleEF	MDV	0.14	0.10
tblVehicleEF	MDV	1.6800e-003	1.4930e-003
tblVehicleEF	MDV	2.4130e-003	1.9530e-003
tblVehicleEF	MDV	1.5490e-003	1.3770e-003
tblVehicleEF	MDV	2.2190e-003	1.7960e-003
tblVehicleEF	MDV	0.09	0.10
tblVehicleEF	MDV	0.21	0.17
tblVehicleEF	MDV	0.08	0.09
tblVehicleEF	MDV	0.03	0.02
tblVehicleEF	MDV	0.13	0.55
tblVehicleEF	MDV	0.23	0.42
tblVehicleEF	MDV	4.6290e-003	3.9610e-003
tblVehicleEF	MDV	1.1240e-003	8.5000e-004
tblVehicleEF	MDV	0.09	0.10
tblVehicleEF	MDV	0.21	0.17
tblVehicleEF	MDV	0.08	0.09
tblVehicleEF	MDV	0.04	0.03
tblVehicleEF	MDV	0.13	0.55
tblVehicleEF	MDV	0.25	0.46

tblVehicleEF	MH	0.03	3.2770e-003
tblVehicleEF	MH	0.02	0.00
tblVehicleEF	MH	2.33	0.33
tblVehicleEF	MH	5.58	0.00
tblVehicleEF	MH	998.83	934.95
tblVehicleEF	MH	57.38	0.00
tblVehicleEF	MH	1.57	4.29
tblVehicleEF	MH	0.01	0.02
tblVehicleEF	MH	0.04	0.14
tblVehicleEF	MH	1.0280e-003	0.00
tblVehicleEF	MH	3.2460e-003	4.0000e-003
tblVehicleEF	MH	0.04	0.13
tblVehicleEF	MH	9.4600e-004	0.00
tblVehicleEF	MH	1.47	0.00
tblVehicleEF	MH	0.08	0.00
tblVehicleEF	MH	0.51	0.00
tblVehicleEF	MH	0.08	0.07
tblVehicleEF	MH	0.03	0.00
tblVehicleEF	MH	0.33	0.00
tblVehicleEF	MH	9.9070e-003	8.8390e-003
tblVehicleEF	MH	6.7100e-004	0.00
tblVehicleEF	MH	1.47	0.00
tblVehicleEF	MH	0.08	0.00
tblVehicleEF	MH	0.51	0.00
tblVehicleEF	MH	0.11	0.08
tblVehicleEF	MH	0.03	0.00
tblVehicleEF	MH	0.36	0.00

tblVehicleEF	MH	0.03	3.2770e-003
tblVehicleEF	MH	0.02	0.00
tblVehicleEF	MH	2.40	0.33
tblVehicleEF	MH	5.19	0.00
tblVehicleEF	MH	998.83	934.95
tblVehicleEF	MH	57.38	0.00
tblVehicleEF	MH	1.46	4.05
tblVehicleEF	MH	0.01	0.02
tblVehicleEF	MH	0.04	0.14
tblVehicleEF	MH	1.0280e-003	0.00
tblVehicleEF	MH	3.2460e-003	4.0000e-003
tblVehicleEF	MH	0.04	0.13
tblVehicleEF	MH	9.4600e-004	0.00
tblVehicleEF	MH	2.69	0.00
tblVehicleEF	MH	0.09	0.00
tblVehicleEF	MH	1.00	0.00
tblVehicleEF	MH	0.09	0.07
tblVehicleEF	MH	0.03	0.00
tblVehicleEF	MH	0.31	0.00
tblVehicleEF	MH	9.9080e-003	8.8390e-003
tblVehicleEF	MH	6.6400e-004	0.00
tblVehicleEF	MH	2.69	0.00
tblVehicleEF	MH	0.09	0.00
tblVehicleEF	MH	1.00	0.00
tblVehicleEF	MH	0.12	0.08
tblVehicleEF	MH	0.03	0.00
tblVehicleEF	MH	0.34	0.00

tblVehicleEF	MH	0.03	3.2770e-003
tblVehicleEF	MH	0.02	0.00
tblVehicleEF	MH	2.32	0.33
tblVehicleEF	MH	5.61	0.00
tblVehicleEF	MH	998.83	934.95
tblVehicleEF	MH	57.38	0.00
tblVehicleEF	MH	1.55	4.25
tblVehicleEF	MH	0.01	0.02
tblVehicleEF	MH	0.04	0.14
tblVehicleEF	MH	1.0280e-003	0.00
tblVehicleEF	MH	3.2460e-003	4.0000e-003
tblVehicleEF	MH	0.04	0.13
tblVehicleEF	MH	9.4600e-004	0.00
tblVehicleEF	MH	1.48	0.00
tblVehicleEF	MH	0.10	0.00
tblVehicleEF	MH	0.50	0.00
tblVehicleEF	MH	0.08	0.07
tblVehicleEF	MH	0.03	0.00
tblVehicleEF	MH	0.33	0.00
tblVehicleEF	MH	9.9070e-003	8.8390e-003
tblVehicleEF	MH	6.7200e-004	0.00
tblVehicleEF	MH	1.48	0.00
tblVehicleEF	MH	0.10	0.00
tblVehicleEF	MH	0.50	0.00
tblVehicleEF	MH	0.11	0.08
tblVehicleEF	MH	0.03	0.00
tblVehicleEF	MH	0.36	0.00

tblVehicleEF	MHD	0.02	3.1740e-003
tblVehicleEF	MHD	3.1970e-003	3.4150e-003
tblVehicleEF	MHD	0.05	8.4360e-003
tblVehicleEF	MHD	0.35	0.34
tblVehicleEF	MHD	0.24	0.36
tblVehicleEF	MHD	5.47	0.98
tblVehicleEF	MHD	152.51	72.73
tblVehicleEF	MHD	1,062.94	972.64
tblVehicleEF	MHD	54.61	8.27
tblVehicleEF	MHD	0.61	0.57
tblVehicleEF	MHD	0.89	1.55
tblVehicleEF	MHD	9.8000e-004	1.4440e-003
tblVehicleEF	MHD	5.7040e-003	0.05
tblVehicleEF	MHD	7.4900e-004	9.5000e-005
tblVehicleEF	MHD	9.3700e-004	1.3820e-003
tblVehicleEF	MHD	5.4540e-003	0.04
tblVehicleEF	MHD	6.8900e-004	8.7000e-005
tblVehicleEF	MHD	1.6000e-003	6.7900e-004
tblVehicleEF	MHD	0.05	0.02
tblVehicleEF	MHD	0.03	0.02
tblVehicleEF	MHD	8.0100e-004	3.4200e-004
tblVehicleEF	MHD	0.03	0.05
tblVehicleEF	MHD	0.02	0.10
tblVehicleEF	MHD	0.33	0.04
tblVehicleEF	MHD	1.4660e-003	6.9000e-004
tblVehicleEF	MHD	0.01	9.2620e-003
tblVehicleEF	MHD	6.4200e-004	8.2000e-005

tblVehicleEF	MHD	1.6000e-003	6.7900e-004
tblVehicleEF	MHD	0.05	0.02
tblVehicleEF	MHD	0.04	0.02
tblVehicleEF	MHD	8.0100e-004	3.4200e-004
tblVehicleEF	MHD	0.03	0.06
tblVehicleEF	MHD	0.02	0.10
tblVehicleEF	MHD	0.36	0.05
tblVehicleEF	MHD	0.02	3.0150e-003
tblVehicleEF	MHD	3.2380e-003	3.4390e-003
tblVehicleEF	MHD	0.05	8.1570e-003
tblVehicleEF	MHD	0.25	0.29
tblVehicleEF	MHD	0.25	0.36
tblVehicleEF	MHD	5.23	0.94
tblVehicleEF	MHD	161.54	73.65
tblVehicleEF	MHD	1,062.94	972.65
tblVehicleEF	MHD	54.61	8.20
tblVehicleEF	MHD	0.63	0.57
tblVehicleEF	MHD	0.83	1.46
tblVehicleEF	MHD	8.2600e-004	1.2200e-003
tblVehicleEF	MHD	5.7040e-003	0.05
tblVehicleEF	MHD	7.4900e-004	9.5000e-005
tblVehicleEF	MHD	7.9000e-004	1.1680e-003
tblVehicleEF	MHD	5.4540e-003	0.04
tblVehicleEF	MHD	6.8900e-004	8.7000e-005
tblVehicleEF	MHD	3.0890e-003	1.2990e-003
tblVehicleEF	MHD	0.05	0.02
tblVehicleEF	MHD	0.02	0.02

tblVehicleEF	MHD	1.5560e-003	6.6700e-004
tblVehicleEF	MHD	0.03	0.05
tblVehicleEF	MHD	0.02	0.10
tblVehicleEF	MHD	0.32	0.04
tblVehicleEF	MHD	1.5510e-003	6.9800e-004
tblVehicleEF	MHD	0.01	9.2620e-003
tblVehicleEF	MHD	6.3800e-004	8.1000e-005
tblVehicleEF	MHD	3.0890e-003	1.2990e-003
tblVehicleEF	MHD	0.05	0.02
tblVehicleEF	MHD	0.03	0.02
tblVehicleEF	MHD	1.5560e-003	6.6700e-004
tblVehicleEF	MHD	0.03	0.06
tblVehicleEF	MHD	0.02	0.10
tblVehicleEF	MHD	0.35	0.05
tblVehicleEF	MHD	0.02	3.4030e-003
tblVehicleEF	MHD	3.1690e-003	3.3980e-003
tblVehicleEF	MHD	0.05	8.5100e-003
tblVehicleEF	MHD	0.48	0.42
tblVehicleEF	MHD	0.24	0.36
tblVehicleEF	MHD	5.56	0.99
tblVehicleEF	MHD	140.03	71.45
tblVehicleEF	MHD	1,062.94	972.64
tblVehicleEF	MHD	54.61	8.30
tblVehicleEF	MHD	0.58	0.56
tblVehicleEF	MHD	0.88	1.54
tblVehicleEF	MHD	1.1920e-003	1.7540e-003
tblVehicleEF	MHD	5.7040e-003	0.05

tblVehicleEF	MHD	7.4900e-004	9.5000e-005
tblVehicleEF	MHD	1.1400e-003	1.6780e-003
tblVehicleEF	MHD	5.4540e-003	0.04
tblVehicleEF	MHD	6.8900e-004	8.7000e-005
tblVehicleEF	MHD	1.1940e-003	5.2100e-004
tblVehicleEF	MHD	0.05	0.02
tblVehicleEF	MHD	0.03	0.02
tblVehicleEF	MHD	6.2900e-004	2.7500e-004
tblVehicleEF	MHD	0.03	0.05
tblVehicleEF	MHD	0.02	0.11
tblVehicleEF	MHD	0.34	0.05
tblVehicleEF	MHD	1.3480e-003	6.7700e-004
tblVehicleEF	MHD	0.01	9.2610e-003
tblVehicleEF	MHD	6.4300e-004	8.2000e-005
tblVehicleEF	MHD	1.1940e-003	5.2100e-004
tblVehicleEF	MHD	0.05	0.02
tblVehicleEF	MHD	0.04	0.03
tblVehicleEF	MHD	6.2900e-004	2.7500e-004
tblVehicleEF	MHD	0.03	0.06
tblVehicleEF	MHD	0.02	0.11
tblVehicleEF	MHD	0.37	0.05
tblVehicleEF	OBUS	0.01	8.6690e-003
tblVehicleEF	OBUS	6.8270e-003	6.2940e-003
tblVehicleEF	OBUS	0.03	0.02
tblVehicleEF	OBUS	0.27	0.49
tblVehicleEF	OBUS	0.46	0.72
tblVehicleEF	OBUS	5.79	2.51

tblVehicleEF	OBUS	74.97	71.08
tblVehicleEF	OBUS	1,092.94	1,371.04
tblVehicleEF	OBUS	69.71	20.56
tblVehicleEF	OBUS	0.31	0.33
tblVehicleEF	OBUS	0.97	1.20
tblVehicleEF	OBUS	6.8000e-005	5.9500e-004
tblVehicleEF	OBUS	5.0070e-003	0.02
tblVehicleEF	OBUS	8.4500e-004	1.9400e-004
tblVehicleEF	OBUS	6.5000e-005	5.6900e-004
tblVehicleEF	OBUS	4.7740e-003	0.02
tblVehicleEF	OBUS	7.7700e-004	1.7800e-004
tblVehicleEF	OBUS	2.1110e-003	2.6170e-003
tblVehicleEF	OBUS	0.02	0.02
tblVehicleEF	OBUS	0.04	0.05
tblVehicleEF	OBUS	9.1000e-004	1.1260e-003
tblVehicleEF	OBUS	0.03	0.05
tblVehicleEF	OBUS	0.05	0.26
tblVehicleEF	OBUS	0.36	0.12
tblVehicleEF	OBUS	7.2800e-004	6.7800e-004
tblVehicleEF	OBUS	0.01	0.01
tblVehicleEF	OBUS	7.9900e-004	2.0300e-004
tblVehicleEF	OBUS	2.1110e-003	2.6170e-003
tblVehicleEF	OBUS	0.02	0.02
tblVehicleEF	OBUS	0.05	0.06
tblVehicleEF	OBUS	9.1000e-004	1.1260e-003
tblVehicleEF	OBUS	0.04	0.06
tblVehicleEF	OBUS	0.05	0.26

tblVehicleEF	OBUS	0.39	0.13
tblVehicleEF	OBUS	0.01	8.7200e-003
tblVehicleEF	OBUS	6.9570e-003	6.4100e-003
tblVehicleEF	OBUS	0.03	0.02
tblVehicleEF	OBUS	0.26	0.48
tblVehicleEF	OBUS	0.46	0.73
tblVehicleEF	OBUS	5.41	2.35
tblVehicleEF	OBUS	78.41	70.99
tblVehicleEF	OBUS	1,092.94	1,371.06
tblVehicleEF	OBUS	69.71	20.28
tblVehicleEF	OBUS	0.32	0.32
tblVehicleEF	OBUS	0.91	1.12
tblVehicleEF	OBUS	5.7000e-005	5.0500e-004
tblVehicleEF	OBUS	5.0070e-003	0.02
tblVehicleEF	OBUS	8.4500e-004	1.9400e-004
tblVehicleEF	OBUS	5.4000e-005	4.8300e-004
tblVehicleEF	OBUS	4.7740e-003	0.02
tblVehicleEF	OBUS	7.7700e-004	1.7800e-004
tblVehicleEF	OBUS	3.9250e-003	4.7670e-003
tblVehicleEF	OBUS	0.02	0.03
tblVehicleEF	OBUS	0.04	0.05
tblVehicleEF	OBUS	1.7420e-003	2.1480e-003
tblVehicleEF	OBUS	0.03	0.05
tblVehicleEF	OBUS	0.05	0.26
tblVehicleEF	OBUS	0.34	0.12
tblVehicleEF	OBUS	7.6000e-004	6.7700e-004
tblVehicleEF	OBUS	0.01	0.01

tblVehicleEF	OBUS	7.9200e-004	2.0100e-004
tblVehicleEF	OBUS	3.9250e-003	4.7670e-003
tblVehicleEF	OBUS	0.02	0.03
tblVehicleEF	OBUS	0.05	0.07
tblVehicleEF	OBUS	1.7420e-003	2.1480e-003
tblVehicleEF	OBUS	0.04	0.06
tblVehicleEF	OBUS	0.05	0.26
tblVehicleEF	OBUS	0.38	0.13
tblVehicleEF	OBUS	0.01	8.6270e-003
tblVehicleEF	OBUS	6.8060e-003	6.2600e-003
tblVehicleEF	OBUS	0.03	0.02
tblVehicleEF	OBUS	0.28	0.50
tblVehicleEF	OBUS	0.46	0.72
tblVehicleEF	OBUS	5.84	2.54
tblVehicleEF	OBUS	70.22	71.20
tblVehicleEF	OBUS	1,092.94	1,371.03
tblVehicleEF	OBUS	69.71	20.60
tblVehicleEF	OBUS	0.29	0.33
tblVehicleEF	OBUS	0.97	1.20
tblVehicleEF	OBUS	8.2000e-005	7.1900e-004
tblVehicleEF	OBUS	5.0070e-003	0.02
tblVehicleEF	OBUS	8.4500e-004	1.9400e-004
tblVehicleEF	OBUS	7.9000e-005	6.8800e-004
tblVehicleEF	OBUS	4.7740e-003	0.02
tblVehicleEF	OBUS	7.7700e-004	1.7800e-004
tblVehicleEF	OBUS	1.8300e-003	2.3790e-003
tblVehicleEF	OBUS	0.02	0.03

tblVehicleEF	OBUS	0.04	0.05
tblVehicleEF	OBUS	8.3900e-004	1.0720e-003
tblVehicleEF	OBUS	0.03	0.05
tblVehicleEF	OBUS	0.05	0.28
tblVehicleEF	OBUS	0.36	0.12
tblVehicleEF	OBUS	6.8200e-004	6.7900e-004
tblVehicleEF	OBUS	0.01	0.01
tblVehicleEF	OBUS	7.9900e-004	2.0400e-004
tblVehicleEF	OBUS	1.8300e-003	2.3790e-003
tblVehicleEF	OBUS	0.02	0.03
tblVehicleEF	OBUS	0.05	0.06
tblVehicleEF	OBUS	8.3900e-004	1.0720e-003
tblVehicleEF	OBUS	0.04	0.06
tblVehicleEF	OBUS	0.05	0.28
tblVehicleEF	OBUS	0.40	0.13
tblVehicleEF	SBUS	0.82	0.08
tblVehicleEF	SBUS	0.01	6.3720e-003
tblVehicleEF	SBUS	0.06	7.0630e-003
tblVehicleEF	SBUS	7.82	3.08
tblVehicleEF	SBUS	0.60	0.51
tblVehicleEF	SBUS	6.53	0.94
tblVehicleEF	SBUS	1,137.52	365.13
tblVehicleEF	SBUS	1,098.11	1,104.50
tblVehicleEF	SBUS	54.55	6.09
tblVehicleEF	SBUS	9.42	3.47
tblVehicleEF	SBUS	4.31	4.62
tblVehicleEF	SBUS	9.5680e-003	3.7440e-003

tblVehicleEF	SBUS	0.01	0.01
tblVehicleEF	SBUS	0.02	0.03
tblVehicleEF	SBUS	4.7600e-004	4.2000e-005
tblVehicleEF	SBUS	9.1540e-003	3.5820e-003
tblVehicleEF	SBUS	2.6910e-003	2.6500e-003
tblVehicleEF	SBUS	0.02	0.03
tblVehicleEF	SBUS	4.3700e-004	3.9000e-005
tblVehicleEF	SBUS	4.8460e-003	1.4040e-003
tblVehicleEF	SBUS	0.03	9.3180e-003
tblVehicleEF	SBUS	0.93	0.36
tblVehicleEF	SBUS	2.2980e-003	6.7500e-004
tblVehicleEF	SBUS	0.10	0.09
tblVehicleEF	SBUS	0.02	0.06
tblVehicleEF	SBUS	0.36	0.04
tblVehicleEF	SBUS	0.01	3.4880e-003
tblVehicleEF	SBUS	0.01	0.01
tblVehicleEF	SBUS	6.5900e-004	6.0000e-005
tblVehicleEF	SBUS	4.8460e-003	1.4040e-003
tblVehicleEF	SBUS	0.03	9.3180e-003
tblVehicleEF	SBUS	1.33	0.52
tblVehicleEF	SBUS	2.2980e-003	6.7500e-004
tblVehicleEF	SBUS	0.12	0.11
tblVehicleEF	SBUS	0.02	0.06
tblVehicleEF	SBUS	0.39	0.04
tblVehicleEF	SBUS	0.82	0.08
tblVehicleEF	SBUS	0.01	6.4450e-003
tblVehicleEF	SBUS	0.05	5.9200e-003

tblVehicleEF	SBUS	7.71	3.04
tblVehicleEF	SBUS	0.61	0.52
tblVehicleEF	SBUS	4.73	0.68
tblVehicleEF	SBUS	1,189.12	374.76
tblVehicleEF	SBUS	1,098.11	1,104.52
tblVehicleEF	SBUS	54.55	5.66
tblVehicleEF	SBUS	9.72	3.55
tblVehicleEF	SBUS	4.05	4.35
tblVehicleEF	SBUS	8.0660e-003	3.1630e-003
tblVehicleEF	SBUS	0.01	0.01
tblVehicleEF	SBUS	0.02	0.03
tblVehicleEF	SBUS	4.7600e-004	4.2000e-005
tblVehicleEF	SBUS	7.7170e-003	3.0260e-003
tblVehicleEF	SBUS	2.6910e-003	2.6500e-003
tblVehicleEF	SBUS	0.02	0.03
tblVehicleEF	SBUS	4.3700e-004	3.9000e-005
tblVehicleEF	SBUS	8.7430e-003	2.5310e-003
tblVehicleEF	SBUS	0.03	9.8380e-003
tblVehicleEF	SBUS	0.92	0.36
tblVehicleEF	SBUS	4.2770e-003	1.2510e-003
tblVehicleEF	SBUS	0.10	0.09
tblVehicleEF	SBUS	0.01	0.05
tblVehicleEF	SBUS	0.30	0.03
tblVehicleEF	SBUS	0.01	3.5790e-003
tblVehicleEF	SBUS	0.01	0.01
tblVehicleEF	SBUS	6.2900e-004	5.6000e-005
tblVehicleEF	SBUS	8.7430e-003	2.5310e-003

tblVehicleEF	SBUS	0.03	9.8380e-003
tblVehicleEF	SBUS	1.33	0.52
tblVehicleEF	SBUS	4.2770e-003	1.2510e-003
tblVehicleEF	SBUS	0.12	0.11
tblVehicleEF	SBUS	0.01	0.05
tblVehicleEF	SBUS	0.33	0.04
tblVehicleEF	SBUS	0.82	0.08
tblVehicleEF	SBUS	0.01	6.3640e-003
tblVehicleEF	SBUS	0.06	7.3130e-003
tblVehicleEF	SBUS	7.98	3.13
tblVehicleEF	SBUS	0.60	0.51
tblVehicleEF	SBUS	6.89	0.98
tblVehicleEF	SBUS	1,066.27	351.83
tblVehicleEF	SBUS	1,098.11	1,104.50
tblVehicleEF	SBUS	54.55	6.17
tblVehicleEF	SBUS	9.00	3.35
tblVehicleEF	SBUS	4.26	4.59
tblVehicleEF	SBUS	0.01	4.5460e-003
tblVehicleEF	SBUS	0.01	0.01
tblVehicleEF	SBUS	0.02	0.03
tblVehicleEF	SBUS	4.7600e-004	4.2000e-005
tblVehicleEF	SBUS	0.01	4.3490e-003
tblVehicleEF	SBUS	2.6910e-003	2.6500e-003
tblVehicleEF	SBUS	0.02	0.03
tblVehicleEF	SBUS	4.3700e-004	3.9000e-005
tblVehicleEF	SBUS	4.2260e-003	1.2200e-003
tblVehicleEF	SBUS	0.03	9.5110e-003

tblVehicleEF	SBUS	0.93	0.36
tblVehicleEF	SBUS	2.2070e-003	6.5000e-004
tblVehicleEF	SBUS	0.10	0.09
tblVehicleEF	SBUS	0.02	0.07
tblVehicleEF	SBUS	0.37	0.04
tblVehicleEF	SBUS	0.01	3.3620e-003
tblVehicleEF	SBUS	0.01	0.01
tblVehicleEF	SBUS	6.6500e-004	6.1000e-005
tblVehicleEF	SBUS	4.2260e-003	1.2200e-003
tblVehicleEF	SBUS	0.03	9.5110e-003
tblVehicleEF	SBUS	1.34	0.52
tblVehicleEF	SBUS	2.2070e-003	6.5000e-004
tblVehicleEF	SBUS	0.12	0.11
tblVehicleEF	SBUS	0.02	0.07
tblVehicleEF	SBUS	0.41	0.05
tblVehicleEF	UBUS	1.44	3.35
tblVehicleEF	UBUS	0.08	0.02
tblVehicleEF	UBUS	7.89	26.06
tblVehicleEF	UBUS	14.42	1.47
tblVehicleEF	UBUS	1,799.80	1,617.41
tblVehicleEF	UBUS	153.89	18.02
tblVehicleEF	UBUS	4.15	0.32
tblVehicleEF	UBUS	0.49	0.09
tblVehicleEF	UBUS	0.01	0.02
tblVehicleEF	UBUS	0.04	2.9840e-003
tblVehicleEF	UBUS	1.4590e-003	1.6200e-004
tblVehicleEF	UBUS	0.21	0.04

tblVehicleEF	UBUS	3.0000e-003	5.4780e-003
tblVehicleEF	UBUS	0.04	2.8400e-003
tblVehicleEF	UBUS	1.3420e-003	1.4900e-004
tblVehicleEF	UBUS	9.4280e-003	1.8880e-003
tblVehicleEF	UBUS	0.11	0.01
tblVehicleEF	UBUS	4.6810e-003	8.4400e-004
tblVehicleEF	UBUS	0.46	0.05
tblVehicleEF	UBUS	0.02	0.06
tblVehicleEF	UBUS	1.13	0.08
tblVehicleEF	UBUS	9.6700e-003	4.8660e-003
tblVehicleEF	UBUS	1.8000e-003	1.7800e-004
tblVehicleEF	UBUS	9.4280e-003	1.8880e-003
tblVehicleEF	UBUS	0.11	0.01
tblVehicleEF	UBUS	4.6810e-003	8.4400e-004
tblVehicleEF	UBUS	1.94	3.43
tblVehicleEF	UBUS	0.02	0.06
tblVehicleEF	UBUS	1.23	0.08
tblVehicleEF	UBUS	1.44	3.35
tblVehicleEF	UBUS	0.08	0.02
tblVehicleEF	UBUS	7.95	26.06
tblVehicleEF	UBUS	12.35	1.25
tblVehicleEF	UBUS	1,799.80	1,617.41
tblVehicleEF	UBUS	153.89	17.65
tblVehicleEF	UBUS	3.87	0.31
tblVehicleEF	UBUS	0.49	0.09
tblVehicleEF	UBUS	0.01	0.02
tblVehicleEF	UBUS	0.04	2.9840e-003

tblVehicleEF	UBUS	1.4590e-003	1.6200e-004
tblVehicleEF	UBUS	0.21	0.04
tblVehicleEF	UBUS	3.0000e-003	5.4780e-003
tblVehicleEF	UBUS	0.04	2.8400e-003
tblVehicleEF	UBUS	1.3420e-003	1.4900e-004
tblVehicleEF	UBUS	0.02	3.3540e-003
tblVehicleEF	UBUS	0.13	0.01
tblVehicleEF	UBUS	9.3920e-003	1.6790e-003
tblVehicleEF	UBUS	0.47	0.05
tblVehicleEF	UBUS	0.02	0.06
tblVehicleEF	UBUS	1.03	0.07
tblVehicleEF	UBUS	9.6710e-003	4.8660e-003
tblVehicleEF	UBUS	1.7640e-003	1.7500e-004
tblVehicleEF	UBUS	0.02	3.3540e-003
tblVehicleEF	UBUS	0.13	0.01
tblVehicleEF	UBUS	9.3920e-003	1.6790e-003
tblVehicleEF	UBUS	1.95	3.43
tblVehicleEF	UBUS	0.02	0.06
tblVehicleEF	UBUS	1.12	0.08
tblVehicleEF	UBUS	1.44	3.35
tblVehicleEF	UBUS	0.08	0.02
tblVehicleEF	UBUS	7.88	26.06
tblVehicleEF	UBUS	14.60	1.46
tblVehicleEF	UBUS	1,799.80	1,617.41
tblVehicleEF	UBUS	153.89	18.00
tblVehicleEF	UBUS	4.12	0.32
tblVehicleEF	UBUS	0.49	0.09

tblVehicleEF	UBUS	0.01	0.02
tblVehicleEF	UBUS	0.04	2.9840e-003
tblVehicleEF	UBUS	1.4590e-003	1.6200e-004
tblVehicleEF	UBUS	0.21	0.04
tblVehicleEF	UBUS	3.0000e-003	5.4780e-003
tblVehicleEF	UBUS	0.04	2.8400e-003
tblVehicleEF	UBUS	1.3420e-003	1.4900e-004
tblVehicleEF	UBUS	8.6090e-003	1.9290e-003
tblVehicleEF	UBUS	0.13	0.01
tblVehicleEF	UBUS	4.2750e-003	8.8500e-004
tblVehicleEF	UBUS	0.46	0.05
tblVehicleEF	UBUS	0.03	0.07
tblVehicleEF	UBUS	1.13	0.08
tblVehicleEF	UBUS	9.6700e-003	4.8660e-003
tblVehicleEF	UBUS	1.8030e-003	1.7800e-004
tblVehicleEF	UBUS	8.6090e-003	1.9290e-003
tblVehicleEF	UBUS	0.13	0.01
tblVehicleEF	UBUS	4.2750e-003	8.8500e-004
tblVehicleEF	UBUS	1.94	3.43
tblVehicleEF	UBUS	0.03	0.07
tblVehicleEF	UBUS	1.24	0.08
tblVehicleTrips	CC_TL	8.40	0.00
tblVehicleTrips	CC_TL	8.40	0.00
tblVehicleTrips	CC_TL	8.40	0.00
tblVehicleTrips	CNW_TL	6.90	0.00
tblVehicleTrips	CNW_TL	6.90	0.00
tblVehicleTrips	CNW_TL	6.90	0.00

tblVehicleTrips	CNW_TTP	41.00	0.00
tblVehicleTrips	CW_TL	16.60	0.00
tblVehicleTrips	CW_TL	16.60	0.00
tblVehicleTrips	CW_TL	16.60	0.00
tblVehicleTrips	CW_TTP	59.00	0.00
tblVehicleTrips	DV_TP	5.00	0.00
tblVehicleTrips	PB_TP	3.00	0.00
tblVehicleTrips	PR_TP	92.00	0.00
tblVehicleTrips	ST_TR	1.68	0.00
tblVehicleTrips	SU_TR	1.68	0.00
tblVehicleTrips	WD_TR	1.68	0.00
tblWater	IndoorWaterUseRate	308,112,875.00	0.00

2.0 Emissions Summary

2.1 Overall Construction

Unmitigated Construction

	ROG	NOx	CO	SO2	Fugitive PM10	Exhaust PM10	PM10 Total	Fugitive PM2.5	Exhaust PM2.5	PM2.5 Total	Bio- CO2	NBio- CO2	Total CO2	CH4	N2O	CO2e
Year	tons/yr										MT/yr					
2021	0.5453	5.1492	3.5262	0.0131	1.3606	0.1524	1.5130	0.3866	0.1412	0.5279	0.0000	1,196.9790	1,196.9790	0.1486	0.0000	1,200.6944
2022	4.6768	10.4356	9.1996	0.0403	2.4352	0.2055	2.6407	0.6562	0.1921	0.8482	0.0000	3,707.9233	3,707.9233	0.2968	0.0000	3,715.3434
Maximum	**4.6768**	**10.4356**	**9.1996**	**0.0403**	**2.4352**	**0.2055**	**2.6407**	**0.6562**	**0.1921**	**0.8482**	**0.0000**	**3,707.9233**	**3,707.9233**	**0.2968**	**0.0000**	**3,715.3434**

Mitigated Construction

	ROG	NOx	CO	SO2	Fugitive PM10	Exhaust PM10	PM10 Total	Fugitive PM2.5	Exhaust PM2.5	PM2.5 Total	Bio- CO2	NBio- CO2	Total CO2	CH4	N2O	CO2e
Year	tons/yr										MT/yr					
2021	0.5453	5.1492	3.5262	0.0131	0.9078	0.1524	1.0603	0.2525	0.1412	0.3937	0.0000	1,196.9786	1,196.9786	0.1486	0.0000	1,200.6940
2022	4.6768	10.4356	9.1996	0.0403	2.4352	0.2055	2.6407	0.6562	0.1921	0.8482	0.0000	3,707.9227	3,707.9227	0.2968	0.0000	3,715.3428
Maximum	**4.6768**	**10.4356**	**9.1996**	**0.0403**	**2.4352**	**0.2055**	**2.6407**	**0.6562**	**0.1921**	**0.8482**	**0.0000**	**3,707.9227**	**3,707.9227**	**0.2968**	**0.0000**	**3,715.3428**

	ROG	**NOx**	**CO**	**SO2**	**Fugitive PM10**	**Exhaust PM10**	**PM10 Total**	**Fugitive PM2.5**	**Exhaust PM2.5**	**PM2.5 Total**	**Bio- CO2**	**NBio-CO2**	**Total CO2**	**CH4**	**N20**	**CO2e**
Percent Reduction	**0.00**	**0.00**	**0.00**	**0.00**	**11.93**	**0.00**	**10.90**	**12.86**	**0.00**	**9.75**	**0.00**	**0.00**	**0.00**	**0.00**	**0.00**	**0.00**

Quarter	Start Date	End Date	Maximum Unmitigated ROG + NOX (tons/quarter)	Maximum Mitigated ROG + NOX (tons/quarter)
1	**6-1-2021**	**8-31-2021**	1.8058	1.8058
2	**9-1-2021**	**11-30-2021**	2.7694	2.7694
3	**12-1-2021**	**2-28-2022**	2.8862	2.8862
4	**3-1-2022**	**5-31-2022**	2.8669	2.8669
5	**6-1-2022**	**8-31-2022**	3.9557	3.9557
6	**9-1-2022**	**9-30-2022**	1.5743	1.5743
		Highest	3.9557	3.9557

2.2 Overall Operational

Unmitigated Operational

	ROG	NOx	CO	SO2	Fugitive PM10	Exhaust PM10	PM10 Total	Fugitive PM2.5	Exhaust PM2.5	PM2.5 Total	Bio- CO2	NBio- CO2	Total CO2	CH4	N2O	CO2e
Category	tons/yr										MT/yr					
Area	5.5778	5.1000e-004	0.0559	0.0000		2.0000e-004	2.0000e-004		2.0000e-004	2.0000e-004	0.0000	0.1085	0.1085	2.9000e-004	0.0000	0.1157
Energy	0.0000	0.0000	0.0000	0.0000		0.0000	0.0000		0.0000	0.0000	0.0000	0.0000	0.0000	0.0000	0.0000	0.0000
Mobile	0.0000	0.0000	0.0000	0.0000	0.0000	0.0000	0.0000	0.0000	0.0000	0.0000	0.0000	0.0000	0.0000	0.0000	0.0000	0.0000
Waste						0.0000	0.0000		0.0000	0.0000	0.0000	0.0000	0.0000	0.0000	0.0000	0.0000
Water						0.0000	0.0000		0.0000	0.0000	0.0000	0.0000	0.0000	0.0000	0.0000	0.0000
Total	**5.5778**	**5.1000e-004**	**0.0559**	**0.0000**	**0.0000**	**2.0000e-004**	**2.0000e-004**	**0.0000**	**2.0000e-004**	**2.0000e-004**	**0.0000**	**0.1085**	**0.1085**	**2.9000e-004**	**0.0000**	**0.1157**

2.2 Overall Operational

Mitigated Operational

	ROG	NOx	CO	SO2	Fugitive PM10	Exhaust PM10	PM10 Total	Fugitive PM2.5	Exhaust PM2.5	PM2.5 Total	Bio- CO2	NBio- CO2	Total CO2	CH4	N2O	CO2e
Category	tons/yr										MT/yr					
Area	5.5778	5.1000e-004	0.0559	0.0000		2.0000e-004	2.0000e-004		2.0000e-004	2.0000e-004	0.0000	0.1085	0.1085	2.9000e-004	0.0000	0.1157
Energy	0.0000	0.0000	0.0000	0.0000		0.0000	0.0000		0.0000	0.0000	0.0000	0.0000	0.0000	0.0000	0.0000	0.0000
Mobile	0.0000	0.0000	0.0000	0.0000	0.0000	0.0000	0.0000	0.0000	0.0000	0.0000	0.0000	0.0000	0.0000	0.0000	0.0000	0.0000
Waste						0.0000	0.0000		0.0000	0.0000	0.0000	0.0000	0.0000	0.0000	0.0000	0.0000
Water						0.0000	0.0000		0.0000	0.0000	0.0000	0.0000	0.0000	0.0000	0.0000	0.0000
Total	**5.5778**	**5.1000e-004**	**0.0559**	**0.0000**	**0.0000**	**2.0000e-004**	**2.0000e-004**	**0.0000**	**2.0000e-004**	**2.0000e-004**	**0.0000**	**0.1085**	**0.1085**	**2.9000e-004**	**0.0000**	**0.1157**

	ROG	NOx	CO	SO2	Fugitive PM10	Exhaust PM10	PM10 Total	Fugitive PM2.5	Exhaust PM2.5	PM2.5 Total	Bio- CO2	NBio-CO2	Total CO2	CH4	N20	CO2e
Percent Reduction	**0.00**	**0.00**	**0.00**	**0.00**	**0.00**	**0.00**	**0.00**	**0.00**	**0.00**	**0.00**	**0.00**	**0.00**	**0.00**	**0.00**	**0.00**	**0.00**

3.0 Construction Detail

Construction Phase

Phase Number	Phase Name	Phase Type	Start Date	End Date	Num Days Week	Num Days	Phase Description
1	Demolition	Demolition	6/1/2021	7/12/2021	5	30	
2	Site Preparation	Site Preparation	7/13/2021	8/16/2021	5	25	
3	Pile Driving	Site Preparation	7/13/2021	8/16/2021	5	25	
4	Grading	Grading	8/17/2021	9/27/2021	5	30	
5	Building Construction	Building Construction	9/28/2021	12/26/2022	5	325	
6	Architectural Coating	Architectural Coating	7/12/2022	12/26/2022	5	120	
7	Paving	Paving	10/18/2022	12/26/2022	5	50	

Acres of Grading (Site Preparation Phase): 250

Acres of Grading (Grading Phase): 300

Acres of Paving: 41.06

Residential Indoor: 0; Residential Outdoor: 0; Non-Residential Indoor: 1,998,570; Non-Residential Outdoor: 666,190; Striped Parking Area: 107,334 (Architectural Coating – sqft)

OffRoad Equipment

Phase Name	Offroad Equipment Type	Amount	Usage Hours	Horse Power	Load Factor
Demolition	Concrete/Industrial Saws	1	8.00	81	0.73
Demolition	Excavators	3	8.00	158	0.38
Demolition	Rubber Tired Dozers	2	8.00	247	0.40
Site Preparation	Crawler Tractors	4	8.00	212	0.43
Site Preparation	Rubber Tired Dozers	3	8.00	247	0.40
Site Preparation	Tractors/Loaders/Backhoes	0	8.00	97	0.37
Pile Driving	Bore/Drill Rigs	1	8.00	221	0.50
Pile Driving	Cranes	1	8.00	231	0.29
Pile Driving	Forklifts	1	8.00	89	0.20

Pile Driving	Rubber Tired Dozers	0	8.00	247	0.40
Pile Driving	Tractors/Loaders/Backhoes	0	8.00	97	0.37
Grading	Crawler Tractors	2	8.00	212	0.43
Grading	Excavators	2	8.00	158	0.38
Grading	Graders	1	8.00	187	0.41
Grading	Rubber Tired Dozers	1	8.00	247	0.40
Grading	Scrapers	2	8.00	367	0.48
Grading	Tractors/Loaders/Backhoes	0	8.00	97	0.37
Building Construction	Cranes	1	8.00	231	0.29
Building Construction	Crawler Tractors	3	8.00	212	0.43
Building Construction	Forklifts	3	8.00	89	0.20
Building Construction	Generator Sets	1	8.00	84	0.74
Building Construction	Tractors/Loaders/Backhoes	0	8.00	97	0.37
Building Construction	Welders	1	8.00	46	0.45
Architectural Coating	Air Compressors	1	8.00	78	0.48
Paving	Pavers	2	8.00	130	0.42
Paving	Paving Equipment	2	8.00	132	0.36
Paving	Rollers	2	8.00	80	0.38

Trips and VMT

Phase Name	Offroad Equipment Count	Worker Trip Number	Vendor Trip Number	Hauling Trip Number	Worker Trip Length	Vendor Trip Length	Hauling Trip Length	Worker Vehicle Class	Vendor Vehicle Class	Hauling Vehicle Class
Demolition	6	15.00	0.00	17.00	14.70	6.90	20.00	LD_Mix	HDT_Mix	HHDT
Site Preparation	7	18.00	0.00	0.00	14.70	6.90	20.00	LD_Mix	HDT_Mix	HHDT
Pile Driving	3	8.00	0.00	0.00	14.70	6.90	20.00	LD_Mix	HDT_Mix	HHDT
Grading	8	20.00	0.00	23.00	14.70	6.90	20.00	LD_Mix	HDT_Mix	HHDT
Building Construction	9	1,311.00	512.00	0.00	14.70	6.90	20.00	LD_Mix	HDT_Mix	HHDT
Architectural Coating	1	262.00	0.00	0.00	14.70	6.90	20.00	LD_Mix	HDT_Mix	HHDT
Paving	6	15.00	0.00	0.00	14.70	6.90	20.00	LD_Mix	HDT_Mix	HHDT

3.1 Mitigation Measures Construction

Water Exposed Area

3.2 Demolition - 2021

Unmitigated Construction On-Site

	ROG	NOx	CO	SO2	Fugitive PM10	Exhaust PM10	PM10 Total	Fugitive PM2.5	Exhaust PM2.5	PM2.5 Total	Bio- CO2	NBio- CO2	Total CO2	CH4	N2O	CO2e
Category	tons/yr										MT/yr					
Fugitive Dust					1.8000e-003	0.0000	1.8000e-003	2.7000e-004	0.0000	2.7000e-004	0.0000	0.0000	0.0000	0.0000	0.0000	0.0000
Off-Road	0.0475	0.4716	0.3235	5.8000e-004		0.0233	0.0233		0.0216	0.0216	0.0000	51.0012	51.0012	0.0144	0.0000	51.3601
Total	**0.0475**	**0.4716**	**0.3235**	**5.8000e-004**	**1.8000e-003**	**0.0233**	**0.0251**	**2.7000e-004**	**0.0216**	**0.0219**	**0.0000**	**51.0012**	**51.0012**	**0.0144**	**0.0000**	**51.3601**

3.2 Demolition - 2021

Unmitigated Construction Off-Site

	ROG	NOx	CO	SO2	Fugitive PM10	Exhaust PM10	PM10 Total	Fugitive PM2.5	Exhaust PM2.5	PM2.5 Total	Bio- CO2	NBio- CO2	Total CO2	CH4	N2O	CO2e
Category	tons/yr										MT/yr					
Hauling	4.0000e-005	1.8900e-003	2.6000e-004	1.0000e-005	1.5000e-004	1.0000e-005	1.5000e-004	4.0000e-005	1.0000e-005	5.0000e-005	0.0000	0.6099	0.6099	4.0000e-005	0.0000	0.6108
Vendor	0.0000	0.0000	0.0000	0.0000	0.0000	0.0000	0.0000	0.0000	0.0000	0.0000	0.0000	0.0000	0.0000	0.0000	0.0000	0.0000
Worker	9.6000e-004	6.5000e-004	7.0800e-003	2.0000e-005	2.4700e-003	1.0000e-005	2.4900e-003	6.6000e-004	1.0000e-005	6.7000e-004	0.0000	1.9999	1.9999	5.0000e-005	0.0000	2.0011
Total	**1.0000e-003**	**2.5400e-003**	**7.3400e-003**	**3.0000e-005**	**2.6200e-003**	**2.0000e-005**	**2.6400e-003**	**7.0000e-004**	**2.0000e-005**	**7.2000e-004**	**0.0000**	**2.6098**	**2.6098**	**9.0000e-005**	**0.0000**	**2.6119**

Mitigated Construction On-Site

	ROG	NOx	CO	SO2	Fugitive PM10	Exhaust PM10	PM10 Total	Fugitive PM2.5	Exhaust PM2.5	PM2.5 Total	Bio- CO2	NBio- CO2	Total CO2	CH4	N2O	CO2e
Category	tons/yr										MT/yr					
Fugitive Dust					7.0000e-004	0.0000	7.0000e-004	1.1000e-004	0.0000	1.1000e-004	0.0000	0.0000	0.0000	0.0000	0.0000	0.0000
Off-Road	0.0475	0.4716	0.3235	5.8000e-004		0.0233	0.0233		0.0216	0.0216	0.0000	51.0011	51.0011	0.0144	0.0000	51.3600
Total	**0.0475**	**0.4716**	**0.3235**	**5.8000e-004**	**7.0000e-004**	**0.0233**	**0.0240**	**1.1000e-004**	**0.0216**	**0.0217**	**0.0000**	**51.0011**	**51.0011**	**0.0144**	**0.0000**	**51.3600**

3.2 Demolition - 2021

Mitigated Construction Off-Site

	ROG	NOx	CO	SO2	Fugitive PM10	Exhaust PM10	PM10 Total	Fugitive PM2.5	Exhaust PM2.5	PM2.5 Total	Bio- CO2	NBio- CO2	Total CO2	CH4	N2O	CO2e
Category	tons/yr										MT/yr					
Hauling	4.0000e-005	1.8900e-003	2.6000e-004	1.0000e-005	1.5000e-004	1.0000e-005	1.5000e-004	4.0000e-005	1.0000e-005	5.0000e-005	0.0000	0.6099	0.6099	4.0000e-005	0.0000	0.6108
Vendor	0.0000	0.0000	0.0000	0.0000	0.0000	0.0000	0.0000	0.0000	0.0000	0.0000	0.0000	0.0000	0.0000	0.0000	0.0000	0.0000
Worker	9.6000e-004	6.5000e-004	7.0800e-003	2.0000e-005	2.4700e-003	1.0000e-005	2.4900e-003	6.6000e-004	1.0000e-005	6.7000e-004	0.0000	1.9999	1.9999	5.0000e-005	0.0000	2.0011
Total	**1.0000e-003**	**2.5400e-003**	**7.3400e-003**	**3.0000e-005**	**2.6200e-003**	**2.0000e-005**	**2.6400e-003**	**7.0000e-004**	**2.0000e-005**	**7.2000e-004**	**0.0000**	**2.6098**	**2.6098**	**9.0000e-005**	**0.0000**	**2.6119**

3.3 Site Preparation - 2021

Unmitigated Construction On-Site

	ROG	NOx	CO	SO2	Fugitive PM10	Exhaust PM10	PM10 Total	Fugitive PM2.5	Exhaust PM2.5	PM2.5 Total	Bio- CO2	NBio- CO2	Total CO2	CH4	N2O	CO2e
Category	tons/yr										MT/yr					
Fugitive Dust					0.3584	0.0000	0.3584	0.1385	0.0000	0.1385	0.0000	0.0000	0.0000	0.0000	0.0000	0.0000
Off-Road	0.0668	0.7598	0.2732	7.1000e-004		0.0331	0.0331		0.0304	0.0304	0.0000	62.6355	62.6355	0.0203	0.0000	63.1419
Total	**0.0668**	**0.7598**	**0.2732**	**7.1000e-004**	**0.3584**	**0.0331**	**0.3915**	**0.1385**	**0.0304**	**0.1689**	**0.0000**	**62.6355**	**62.6355**	**0.0203**	**0.0000**	**63.1419**

3.3 Site Preparation - 2021

Unmitigated Construction Off-Site

	ROG	NOx	CO	SO2	Fugitive PM10	Exhaust PM10	PM10 Total	Fugitive PM2.5	Exhaust PM2.5	PM2.5 Total	Bio- CO2	NBio- CO2	Total CO2	CH4	N2O	CO2e
Category	tons/yr										MT/yr					
Hauling	0.0000	0.0000	0.0000	0.0000	0.0000	0.0000	0.0000	0.0000	0.0000	0.0000	0.0000	0.0000	0.0000	0.0000	0.0000	0.0000
Vendor	0.0000	0.0000	0.0000	0.0000	0.0000	0.0000	0.0000	0.0000	0.0000	0.0000	0.0000	0.0000	0.0000	0.0000	0.0000	0.0000
Worker	9.6000e-004	6.5000e-004	7.0800e-003	2.0000e-005	2.4700e-003	1.0000e-005	2.4900e-003	6.6000e-004	1.0000e-005	6.7000e-004	0.0000	1.9999	1.9999	5.0000e-005	0.0000	2.0011
Total	**9.6000e-004**	**6.5000e-004**	**7.0800e-003**	**2.0000e-005**	**2.4700e-003**	**1.0000e-005**	**2.4900e-003**	**6.6000e-004**	**1.0000e-005**	**6.7000e-004**	**0.0000**	**1.9999**	**1.9999**	**5.0000e-005**	**0.0000**	**2.0011**

Mitigated Construction On-Site

	ROG	NOx	CO	SO2	Fugitive PM10	Exhaust PM10	PM10 Total	Fugitive PM2.5	Exhaust PM2.5	PM2.5 Total	Bio- CO2	NBio- CO2	Total CO2	CH4	N2O	CO2e
Category	tons/yr										MT/yr					
Fugitive Dust					0.1398	0.0000	0.1398	0.0540	0.0000	0.0540	0.0000	0.0000	0.0000	0.0000	0.0000	0.0000
Off-Road	0.0668	0.7598	0.2732	7.1000e-004		0.0331	0.0331		0.0304	0.0304	0.0000	62.6354	62.6354	0.0203	0.0000	63.1419
Total	**0.0668**	**0.7598**	**0.2732**	**7.1000e-004**	**0.1398**	**0.0331**	**0.1728**	**0.0540**	**0.0304**	**0.0844**	**0.0000**	**62.6354**	**62.6354**	**0.0203**	**0.0000**	**63.1419**

3.3 Site Preparation - 2021

Mitigated Construction Off-Site

	ROG	NOx	CO	SO2	Fugitive PM10	Exhaust PM10	PM10 Total	Fugitive PM2.5	Exhaust PM2.5	PM2.5 Total	Bio- CO2	NBio- CO2	Total CO2	CH4	N2O	CO2e
Category	tons/yr										MT/yr					
Hauling	0.0000	0.0000	0.0000	0.0000	0.0000	0.0000	0.0000	0.0000	0.0000	0.0000	0.0000	0.0000	0.0000	0.0000	0.0000	0.0000
Vendor	0.0000	0.0000	0.0000	0.0000	0.0000	0.0000	0.0000	0.0000	0.0000	0.0000	0.0000	0.0000	0.0000	0.0000	0.0000	0.0000
Worker	9.6000e-004	6.5000e-004	7.0800e-003	2.0000e-005	2.4700e-003	1.0000e-005	2.4900e-003	6.6000e-004	1.0000e-005	6.7000e-004	0.0000	1.9999	1.9999	5.0000e-005	0.0000	2.0011
Total	**9.6000e-004**	**6.5000e-004**	**7.0800e-003**	**2.0000e-005**	**2.4700e-003**	**1.0000e-005**	**2.4900e-003**	**6.6000e-004**	**1.0000e-005**	**6.7000e-004**	**0.0000**	**1.9999**	**1.9999**	**5.0000e-005**	**0.0000**	**2.0011**

3.4 Pile Driving - 2021

Unmitigated Construction On-Site

	ROG	NOx	CO	SO2	Fugitive PM10	Exhaust PM10	PM10 Total	Fugitive PM2.5	Exhaust PM2.5	PM2.5 Total	Bio- CO2	NBio- CO2	Total CO2	CH4	N2O	CO2e
Category	tons/yr										MT/yr					
Fugitive Dust					0.1326	0.0000	0.1326	0.0143	0.0000	0.0143	0.0000	0.0000	0.0000	0.0000	0.0000	0.0000
Off-Road	0.0100	0.1131	0.0653	2.1000e-004		4.6500e-003	4.6500e-003		4.2800e-003	4.2800e-003	0.0000	18.3573	18.3573	5.9400e-003	0.0000	18.5057
Total	**0.0100**	**0.1131**	**0.0653**	**2.1000e-004**	**0.1326**	**4.6500e-003**	**0.1372**	**0.0143**	**4.2800e-003**	**0.0186**	**0.0000**	**18.3573**	**18.3573**	**5.9400e-003**	**0.0000**	**18.5057**

3.4 Pile Driving - 2021

Unmitigated Construction Off-Site

	ROG	NOx	CO	SO2	Fugitive PM10	Exhaust PM10	PM10 Total	Fugitive PM2.5	Exhaust PM2.5	PM2.5 Total	Bio- CO2	NBio- CO2	Total CO2	CH4	N2O	CO2e
Category	tons/yr										MT/yr					
Hauling	0.0000	0.0000	0.0000	0.0000	0.0000	0.0000	0.0000	0.0000	0.0000	0.0000	0.0000	0.0000	0.0000	0.0000	0.0000	0.0000
Vendor	0.0000	0.0000	0.0000	0.0000	0.0000	0.0000	0.0000	0.0000	0.0000	0.0000	0.0000	0.0000	0.0000	0.0000	0.0000	0.0000
Worker	4.3000e-004	2.9000e-004	3.1500e-003	1.0000e-005	1.1000e-003	1.0000e-005	1.1100e-003	2.9000e-004	1.0000e-005	3.0000e-004	0.0000	0.8889	0.8889	2.0000e-005	0.0000	0.8894
Total	**4.3000e-004**	**2.9000e-004**	**3.1500e-003**	**1.0000e-005**	**1.1000e-003**	**1.0000e-005**	**1.1100e-003**	**2.9000e-004**	**1.0000e-005**	**3.0000e-004**	**0.0000**	**0.8889**	**0.8889**	**2.0000e-005**	**0.0000**	**0.8894**

Mitigated Construction On-Site

	ROG	NOx	CO	SO2	Fugitive PM10	Exhaust PM10	PM10 Total	Fugitive PM2.5	Exhaust PM2.5	PM2.5 Total	Bio- CO2	NBio- CO2	Total CO2	CH4	N2O	CO2e
Category	tons/yr										MT/yr					
Fugitive Dust					0.0517	0.0000	0.0517	5.5800e-003	0.0000	5.5800e-003	0.0000	0.0000	0.0000	0.0000	0.0000	0.0000
Off-Road	0.0100	0.1131	0.0653	2.1000e-004		4.6500e-003	4.6500e-003		4.2800e-003	4.2800e-003	0.0000	18.3572	18.3572	5.9400e-003	0.0000	18.5057
Total	**0.0100**	**0.1131**	**0.0653**	**2.1000e-004**	**0.0517**	**4.6500e-003**	**0.0564**	**5.5800e-003**	**4.2800e-003**	**9.8600e-003**	**0.0000**	**18.3572**	**18.3572**	**5.9400e-003**	**0.0000**	**18.5057**

3.4 Pile Driving - 2021

Mitigated Construction Off-Site

	ROG	NOx	CO	SO2	Fugitive PM10	Exhaust PM10	PM10 Total	Fugitive PM2.5	Exhaust PM2.5	PM2.5 Total	Bio- CO2	NBio- CO2	Total CO2	CH4	N2O	CO2e
Category	tons/yr										MT/yr					
Hauling	0.0000	0.0000	0.0000	0.0000	0.0000	0.0000	0.0000	0.0000	0.0000	0.0000	0.0000	0.0000	0.0000	0.0000	0.0000	0.0000
Vendor	0.0000	0.0000	0.0000	0.0000	0.0000	0.0000	0.0000	0.0000	0.0000	0.0000	0.0000	0.0000	0.0000	0.0000	0.0000	0.0000
Worker	4.3000e-004	2.9000e-004	3.1500e-003	1.0000e-005	1.1000e-003	1.0000e-005	1.1100e-003	2.9000e-004	1.0000e-005	3.0000e-004	0.0000	0.8889	0.8889	2.0000e-005	0.0000	0.8894
Total	**4.3000e-004**	**2.9000e-004**	**3.1500e-003**	**1.0000e-005**	**1.1000e-003**	**1.0000e-005**	**1.1100e-003**	**2.9000e-004**	**1.0000e-005**	**3.0000e-004**	**0.0000**	**0.8889**	**0.8889**	**2.0000e-005**	**0.0000**	**0.8894**

3.5 Grading - 2021

Unmitigated Construction On-Site

	ROG	NOx	CO	SO2	Fugitive PM10	Exhaust PM10	PM10 Total	Fugitive PM2.5	Exhaust PM2.5	PM2.5 Total	Bio- CO2	NBio- CO2	Total CO2	CH4	N2O	CO2e
Category	tons/yr										MT/yr					
Fugitive Dust					0.2494	0.0000	0.2494	0.0668	0.0000	0.0668	0.0000	0.0000	0.0000	0.0000	0.0000	0.0000
Off-Road	0.0738	0.8482	0.4684	1.0700e-003		0.0343	0.0343		0.0316	0.0316	0.0000	94.2470	94.2470	0.0305	0.0000	95.0090
Total	**0.0738**	**0.8482**	**0.4684**	**1.0700e-003**	**0.2494**	**0.0343**	**0.2837**	**0.0668**	**0.0316**	**0.0984**	**0.0000**	**94.2470**	**94.2470**	**0.0305**	**0.0000**	**95.0090**

3.5 Grading - 2021

Unmitigated Construction Off-Site

	ROG	NOx	CO	SO2	Fugitive PM10	Exhaust PM10	PM10 Total	Fugitive PM2.5	Exhaust PM2.5	PM2.5 Total	Bio- CO2	NBio- CO2	Total CO2	CH4	N2O	CO2e
Category	tons/yr										MT/yr					
Hauling	6.0000e-005	2.5600e-003	3.5000e-004	1.0000e-005	2.0000e-004	1.0000e-005	2.1000e-004	5.0000e-005	1.0000e-005	6.0000e-005	0.0000	0.8251	0.8251	5.0000e-005	0.0000	0.8264
Vendor	0.0000	0.0000	0.0000	0.0000	0.0000	0.0000	0.0000	0.0000	0.0000	0.0000	0.0000	0.0000	0.0000	0.0000	0.0000	0.0000
Worker	1.2900e-003	8.7000e-004	9.4400e-003	3.0000e-005	3.3000e-003	2.0000e-005	3.3200e-003	8.8000e-004	2.0000e-005	8.9000e-004	0.0000	2.6665	2.6665	6.0000e-005	0.0000	2.6681
Total	**1.3500e-003**	**3.4300e-003**	**9.7900e-003**	**4.0000e-005**	**3.5000e-003**	**3.0000e-005**	**3.5300e-003**	**9.3000e-004**	**3.0000e-005**	**9.5000e-004**	**0.0000**	**3.4917**	**3.4917**	**1.1000e-004**	**0.0000**	**3.4945**

Mitigated Construction On-Site

	ROG	NOx	CO	SO2	Fugitive PM10	Exhaust PM10	PM10 Total	Fugitive PM2.5	Exhaust PM2.5	PM2.5 Total	Bio- CO2	NBio- CO2	Total CO2	CH4	N2O	CO2e
Category	tons/yr										MT/yr					
Fugitive Dust					0.0973	0.0000	0.0973	0.0261	0.0000	0.0261	0.0000	0.0000	0.0000	0.0000	0.0000	0.0000
Off-Road	0.0738	0.8482	0.4684	1.0700e-003		0.0343	0.0343		0.0316	0.0316	0.0000	94.2469	94.2469	0.0305	0.0000	95.0089
Total	**0.0738**	**0.8482**	**0.4684**	**1.0700e-003**	**0.0973**	**0.0343**	**0.1316**	**0.0261**	**0.0316**	**0.0576**	**0.0000**	**94.2469**	**94.2469**	**0.0305**	**0.0000**	**95.0089**

3.5 Grading - 2021

Mitigated Construction Off-Site

	ROG	NOx	CO	SO2	Fugitive PM10	Exhaust PM10	PM10 Total	Fugitive PM2.5	Exhaust PM2.5	PM2.5 Total	Bio- CO2	NBio- CO2	Total CO2	CH4	N2O	CO2e
Category	tons/yr										MT/yr					
Hauling	6.0000e-005	2.5600e-003	3.5000e-004	1.0000e-005	2.0000e-004	1.0000e-005	2.1000e-004	5.0000e-005	1.0000e-005	6.0000e-005	0.0000	0.8251	0.8251	5.0000e-005	0.0000	0.8264
Vendor	0.0000	0.0000	0.0000	0.0000	0.0000	0.0000	0.0000	0.0000	0.0000	0.0000	0.0000	0.0000	0.0000	0.0000	0.0000	0.0000
Worker	1.2900e-003	8.7000e-004	9.4400e-003	3.0000e-005	3.3000e-003	2.0000e-005	3.3200e-003	8.8000e-004	2.0000e-005	8.9000e-004	0.0000	2.6665	2.6665	6.0000e-005	0.0000	2.6681
Total	**1.3500e-003**	**3.4300e-003**	**9.7900e-003**	**4.0000e-005**	**3.5000e-003**	**3.0000e-005**	**3.5300e-003**	**9.3000e-004**	**3.0000e-005**	**9.5000e-004**	**0.0000**	**3.4917**	**3.4917**	**1.1000e-004**	**0.0000**	**3.4945**

3.6 Building Construction - 2021

Unmitigated Construction On-Site

	ROG	NOx	CO	SO2	Fugitive PM10	Exhaust PM10	PM10 Total	Fugitive PM2.5	Exhaust PM2.5	PM2.5 Total	Bio- CO2	NBio- CO2	Total CO2	CH4	N2O	CO2e
Category	tons/yr										MT/yr					
Off-Road	0.1074	1.1718	0.6277	1.4800e-003		0.0509	0.0509		0.0475	0.0475	0.0000	128.7729	128.7729	0.0351	0.0000	129.6499
Total	**0.1074**	**1.1718**	**0.6277**	**1.4800e-003**		**0.0509**	**0.0509**		**0.0475**	**0.0475**	**0.0000**	**128.7729**	**128.7729**	**0.0351**	**0.0000**	**129.6499**

3.6 Building Construction - 2021

Unmitigated Construction Off-Site

	ROG	NOx	CO	SO2	Fugitive PM10	Exhaust PM10	PM10 Total	Fugitive PM2.5	Exhaust PM2.5	PM2.5 Total	Bio- CO2	NBio- CO2	Total CO2	CH4	N2O	CO2e
Category	tons/yr										MT/yr					
Hauling	0.0000	0.0000	0.0000	0.0000	0.0000	0.0000	0.0000	0.0000	0.0000	0.0000	0.0000	0.0000	0.0000	0.0000	0.0000	0.0000
Vendor	0.0422	1.6470	0.3169	4.5000e-003	0.1116	3.1500e-003	0.1147	0.0322	3.0100e-003	0.0352	0.0000	430.9543	430.9543	0.0329	0.0000	431.7761
Worker	0.1939	0.1307	1.4238	4.4500e-003	0.4971	2.9800e-003	0.5001	0.1320	2.7400e-003	0.1348	0.0000	402.0208	402.0208	9.3600e-003	0.0000	402.2549
Total	**0.2361**	**1.7777**	**1.7407**	**8.9500e-003**	**0.6087**	**6.1300e-003**	**0.6148**	**0.1642**	**5.7500e-003**	**0.1700**	**0.0000**	**832.9750**	**832.9750**	**0.0422**	**0.0000**	**834.0310**

Mitigated Construction On-Site

	ROG	NOx	CO	SO2	Fugitive PM10	Exhaust PM10	PM10 Total	Fugitive PM2.5	Exhaust PM2.5	PM2.5 Total	Bio- CO2	NBio- CO2	Total CO2	CH4	N2O	CO2e
Category	tons/yr										MT/yr					
Off-Road	0.1074	1.1718	0.6277	1.4800e-003		0.0509	0.0509		0.0475	0.0475	0.0000	128.7728	128.7728	0.0351	0.0000	129.6498
Total	**0.1074**	**1.1718**	**0.6277**	**1.4800e-003**		**0.0509**	**0.0509**		**0.0475**	**0.0475**	**0.0000**	**128.7728**	**128.7728**	**0.0351**	**0.0000**	**129.6498**

3.6 Building Construction - 2021

Mitigated Construction Off-Site

	ROG	NOx	CO	SO2	Fugitive PM10	Exhaust PM10	PM10 Total	Fugitive PM2.5	Exhaust PM2.5	PM2.5 Total	Bio- CO2	NBio- CO2	Total CO2	CH4	N2O	CO2e
Category	tons/yr										MT/yr					
Hauling	0.0000	0.0000	0.0000	0.0000	0.0000	0.0000	0.0000	0.0000	0.0000	0.0000	0.0000	0.0000	0.0000	0.0000	0.0000	0.0000
Vendor	0.0422	1.6470	0.3169	4.5000e-003	0.1116	3.1500e-003	0.1147	0.0322	3.0100e-003	0.0352	0.0000	430.9543	430.9543	0.0329	0.0000	431.7761
Worker	0.1939	0.1307	1.4238	4.4500e-003	0.4971	2.9800e-003	0.5001	0.1320	2.7400e-003	0.1348	0.0000	402.0208	402.0208	9.3600e-003	0.0000	402.2549
Total	**0.2361**	**1.7777**	**1.7407**	**8.9500e-003**	**0.6087**	**6.1300e-003**	**0.6148**	**0.1642**	**5.7500e-003**	**0.1700**	**0.0000**	**832.9750**	**832.9750**	**0.0422**	**0.0000**	**834.0310**

3.6 Building Construction - 2022

Unmitigated Construction On-Site

	ROG	NOx	CO	SO2	Fugitive PM10	Exhaust PM10	PM10 Total	Fugitive PM2.5	Exhaust PM2.5	PM2.5 Total	Bio- CO2	NBio- CO2	Total CO2	CH4	N2O	CO2e
Category	tons/yr										MT/yr					
Off-Road	0.3579	3.8098	2.2617	5.5000e-003		0.1631	0.1631		0.1522	0.1522	0.0000	477.3136	477.3136	0.1295	0.0000	480.5511
Total	**0.3579**	**3.8098**	**2.2617**	**5.5000e-003**		**0.1631**	**0.1631**		**0.1522**	**0.1522**	**0.0000**	**477.3136**	**477.3136**	**0.1295**	**0.0000**	**480.5511**

3.6 Building Construction - 2022

Unmitigated Construction Off-Site

	ROG	NOx	CO	SO2	Fugitive PM10	Exhaust PM10	PM10 Total	Fugitive PM2.5	Exhaust PM2.5	PM2.5 Total	Bio- CO2	NBio- CO2	Total CO2	CH4	N2O	CO2e
Category	tons/yr										MT/yr					
Hauling	0.0000	0.0000	0.0000	0.0000	0.0000	0.0000	0.0000	0.0000	0.0000	0.0000	0.0000	0.0000	0.0000	0.0000	0.0000	0.0000
Vendor	0.1459	5.7570	1.0951	0.0166	0.4139	9.8300e-003	0.4237	0.1194	9.4000e-003	0.1288	0.0000	1,585.1491	1,585.1491	0.1156	0.0000	1,588.0380
Worker	0.6741	0.4362	4.8664	0.0159	1.8444	0.0108	1.8552	0.4898	9.9100e-003	0.4997	0.0000	1,437.1263	1,437.1263	0.0312	0.0000	1,437.9071
Total	**0.8200**	**6.1932**	**5.9615**	**0.0325**	**2.2583**	**0.0206**	**2.2789**	**0.6092**	**0.0193**	**0.6285**	**0.0000**	**3,022.2755**	**3,022.2755**	**0.1468**	**0.0000**	**3,025.9451**

Mitigated Construction On-Site

	ROG	NOx	CO	SO2	Fugitive PM10	Exhaust PM10	PM10 Total	Fugitive PM2.5	Exhaust PM2.5	PM2.5 Total	Bio- CO2	NBio- CO2	Total CO2	CH4	N2O	CO2e
Category	tons/yr										MT/yr					
Off-Road	0.3579	3.8097	2.2617	5.5000e-003		0.1631	0.1631		0.1522	0.1522	0.0000	477.3130	477.3130	0.1295	0.0000	480.5505
Total	**0.3579**	**3.8097**	**2.2617**	**5.5000e-003**		**0.1631**	**0.1631**		**0.1522**	**0.1522**	**0.0000**	**477.3130**	**477.3130**	**0.1295**	**0.0000**	**480.5505**

3.6 Building Construction - 2022

Mitigated Construction Off-Site

	ROG	NOx	CO	SO2	Fugitive PM10	Exhaust PM10	PM10 Total	Fugitive PM2.5	Exhaust PM2.5	PM2.5 Total	Bio- CO2	NBio- CO2	Total CO2	CH4	N2O	CO2e
Category	tons/yr										MT/yr					
Hauling	0.0000	0.0000	0.0000	0.0000	0.0000	0.0000	0.0000	0.0000	0.0000	0.0000	0.0000	0.0000	0.0000	0.0000	0.0000	0.0000
Vendor	0.1459	5.7570	1.0951	0.0166	0.4139	9.8300e-003	0.4237	0.1194	9.4000e-003	0.1288	0.0000	1,585.1491	1,585.1491	0.1156	0.0000	1,588.0380
Worker	0.6741	0.4362	4.8664	0.0159	1.8444	0.0108	1.8552	0.4898	9.9100e-003	0.4997	0.0000	1,437.1263	1,437.1263	0.0312	0.0000	1,437.9071
Total	**0.8200**	**6.1932**	**5.9615**	**0.0325**	**2.2583**	**0.0206**	**2.2789**	**0.6092**	**0.0193**	**0.6285**	**0.0000**	**3,022.2755**	**3,022.2755**	**0.1468**	**0.0000**	**3,025.9451**

3.7 Architectural Coating - 2022

Unmitigated Construction On-Site

	ROG	NOx	CO	SO2	Fugitive PM10	Exhaust PM10	PM10 Total	Fugitive PM2.5	Exhaust PM2.5	PM2.5 Total	Bio- CO2	NBio- CO2	Total CO2	CH4	N2O	CO2e
Category	tons/yr										MT/yr					
Archit. Coating	3.3365					0.0000	0.0000		0.0000	0.0000	0.0000	0.0000	0.0000	0.0000	0.0000	0.0000
Off-Road	0.0164	0.1127	0.1451	2.4000e-004		6.5400e-003	6.5400e-003		6.5400e-003	6.5400e-003	0.0000	20.4260	20.4260	1.3300e-003	0.0000	20.4593
Total	**3.3529**	**0.1127**	**0.1451**	**2.4000e-004**		**6.5400e-003**	**6.5400e-003**		**6.5400e-003**	**6.5400e-003**	**0.0000**	**20.4260**	**20.4260**	**1.3300e-003**	**0.0000**	**20.4593**

3.7 Architectural Coating - 2022

Unmitigated Construction Off-Site

	ROG	NOx	CO	SO2	Fugitive PM10	Exhaust PM10	PM10 Total	Fugitive PM2.5	Exhaust PM2.5	PM2.5 Total	Bio- CO2	NBio- CO2	Total CO2	CH4	N2O	CO2e
Category	tons/yr										MT/yr					
Hauling	0.0000	0.0000	0.0000	0.0000	0.0000	0.0000	0.0000	0.0000	0.0000	0.0000	0.0000	0.0000	0.0000	0.0000	0.0000	0.0000
Vendor	0.0000	0.0000	0.0000	0.0000	0.0000	0.0000	0.0000	0.0000	0.0000	0.0000	0.0000	0.0000	0.0000	0.0000	0.0000	0.0000
Worker	0.0632	0.0409	0.4559	1.4900e-003	0.1728	1.0100e-003	0.1738	0.0459	9.3000e-004	0.0468	0.0000	134.6278	134.6278	2.9300e-003	0.0000	134.7010
Total	**0.0632**	**0.0409**	**0.4559**	**1.4900e-003**	**0.1728**	**1.0100e-003**	**0.1738**	**0.0459**	**9.3000e-004**	**0.0468**	**0.0000**	**134.6278**	**134.6278**	**2.9300e-003**	**0.0000**	**134.7010**

Mitigated Construction On-Site

	ROG	NOx	CO	SO2	Fugitive PM10	Exhaust PM10	PM10 Total	Fugitive PM2.5	Exhaust PM2.5	PM2.5 Total	Bio- CO2	NBio- CO2	Total CO2	CH4	N2O	CO2e
Category	tons/yr										MT/yr					
Archit. Coating	3.3365					0.0000	0.0000		0.0000	0.0000	0.0000	0.0000	0.0000	0.0000	0.0000	0.0000
Off-Road	0.0164	0.1127	0.1451	2.4000e-004		6.5400e-003	6.5400e-003		6.5400e-003	6.5400e-003	0.0000	20.4260	20.4260	1.3300e-003	0.0000	20.4593
Total	**3.3529**	**0.1127**	**0.1451**	**2.4000e-004**		**6.5400e-003**	**6.5400e-003**		**6.5400e-003**	**6.5400e-003**	**0.0000**	**20.4260**	**20.4260**	**1.3300e-003**	**0.0000**	**20.4593**

3.7 Architectural Coating - 2022

Mitigated Construction Off-Site

	ROG	NOx	CO	SO2	Fugitive PM10	Exhaust PM10	PM10 Total	Fugitive PM2.5	Exhaust PM2.5	PM2.5 Total	Bio- CO2	NBio- CO2	Total CO2	CH4	N2O	CO2e
Category	tons/yr										MT/yr					
Hauling	0.0000	0.0000	0.0000	0.0000	0.0000	0.0000	0.0000	0.0000	0.0000	0.0000	0.0000	0.0000	0.0000	0.0000	0.0000	0.0000
Vendor	0.0000	0.0000	0.0000	0.0000	0.0000	0.0000	0.0000	0.0000	0.0000	0.0000	0.0000	0.0000	0.0000	0.0000	0.0000	0.0000
Worker	0.0632	0.0409	0.4559	1.4900e-003	0.1728	1.0100e-003	0.1738	0.0459	9.3000e-004	0.0468	0.0000	134.6278	134.6278	2.9300e-003	0.0000	134.7010
Total	**0.0632**	**0.0409**	**0.4559**	**1.4900e-003**	**0.1728**	**1.0100e-003**	**0.1738**	**0.0459**	**9.3000e-004**	**0.0468**	**0.0000**	**134.6278**	**134.6278**	**2.9300e-003**	**0.0000**	**134.7010**

3.8 Paving - 2022

Unmitigated Construction On-Site

	ROG	NOx	CO	SO2	Fugitive PM10	Exhaust PM10	PM10 Total	Fugitive PM2.5	Exhaust PM2.5	PM2.5 Total	Bio- CO2	NBio- CO2	Total CO2	CH4	N2O	CO2e
Category	tons/yr										MT/yr					
Off-Road	0.0276	0.2781	0.3645	5.7000e-004		0.0142	0.0142		0.0131	0.0131	0.0000	50.0689	50.0689	0.0162	0.0000	50.4737
Paving	0.0538					0.0000	0.0000		0.0000	0.0000	0.0000	0.0000	0.0000	0.0000	0.0000	0.0000
Total	**0.0814**	**0.2781**	**0.3645**	**5.7000e-004**		**0.0142**	**0.0142**		**0.0131**	**0.0131**	**0.0000**	**50.0689**	**50.0689**	**0.0162**	**0.0000**	**50.4737**

3.8 Paving - 2022

Unmitigated Construction Off-Site

	ROG	NOx	CO	SO2	Fugitive PM10	Exhaust PM10	PM10 Total	Fugitive PM2.5	Exhaust PM2.5	PM2.5 Total	Bio- CO2	NBio- CO2	Total CO2	CH4	N2O	CO2e
Category	tons/yr										MT/yr					
Hauling	0.0000	0.0000	0.0000	0.0000	0.0000	0.0000	0.0000	0.0000	0.0000	0.0000	0.0000	0.0000	0.0000	0.0000	0.0000	0.0000
Vendor	0.0000	0.0000	0.0000	0.0000	0.0000	0.0000	0.0000	0.0000	0.0000	0.0000	0.0000	0.0000	0.0000	0.0000	0.0000	0.0000
Worker	1.5100e-003	9.7000e-004	0.0109	4.0000e-005	4.1200e-003	2.0000e-005	4.1500e-003	1.0900e-003	2.0000e-005	1.1200e-003	0.0000	3.2115	3.2115	7.0000e-005	0.0000	3.2133
Total	**1.5100e-003**	**9.7000e-004**	**0.0109**	**4.0000e-005**	**4.1200e-003**	**2.0000e-005**	**4.1500e-003**	**1.0900e-003**	**2.0000e-005**	**1.1200e-003**	**0.0000**	**3.2115**	**3.2115**	**7.0000e-005**	**0.0000**	**3.2133**

Mitigated Construction On-Site

	ROG	NOx	CO	SO2	Fugitive PM10	Exhaust PM10	PM10 Total	Fugitive PM2.5	Exhaust PM2.5	PM2.5 Total	Bio- CO2	NBio- CO2	Total CO2	CH4	N2O	CO2e
Category	tons/yr										MT/yr					
Off-Road	0.0276	0.2781	0.3645	5.7000e-004		0.0142	0.0142		0.0131	0.0131	0.0000	50.0688	50.0688	0.0162	0.0000	50.4737
Paving	0.0538					0.0000	0.0000		0.0000	0.0000	0.0000	0.0000	0.0000	0.0000	0.0000	0.0000
Total	**0.0814**	**0.2781**	**0.3645**	**5.7000e-004**		**0.0142**	**0.0142**		**0.0131**	**0.0131**	**0.0000**	**50.0688**	**50.0688**	**0.0162**	**0.0000**	**50.4737**

3.8 Paving - 2022

Mitigated Construction Off-Site

	ROG	NOx	CO	SO2	Fugitive PM10	Exhaust PM10	PM10 Total	Fugitive PM2.5	Exhaust PM2.5	PM2.5 Total	Bio- CO2	NBio- CO2	Total CO2	CH4	N2O	CO2e
Category	tons/yr										MT/yr					
Hauling	0.0000	0.0000	0.0000	0.0000	0.0000	0.0000	0.0000	0.0000	0.0000	0.0000	0.0000	0.0000	0.0000	0.0000	0.0000	0.0000
Vendor	0.0000	0.0000	0.0000	0.0000	0.0000	0.0000	0.0000	0.0000	0.0000	0.0000	0.0000	0.0000	0.0000	0.0000	0.0000	0.0000
Worker	1.5100e-003	9.7000e-004	0.0109	4.0000e-005	4.1200e-003	2.0000e-005	4.1500e-003	1.0900e-003	2.0000e-005	1.1200e-003	0.0000	3.2115	3.2115	7.0000e-005	0.0000	3.2133
Total	**1.5100e-003**	**9.7000e-004**	**0.0109**	**4.0000e-005**	**4.1200e-003**	**2.0000e-005**	**4.1500e-003**	**1.0900e-003**	**2.0000e-005**	**1.1200e-003**	**0.0000**	**3.2115**	**3.2115**	**7.0000e-005**	**0.0000**	**3.2133**

4.0 Operational Detail - Mobile

4.1 Mitigation Measures Mobile

	ROG	NOx	CO	SO2	Fugitive PM10	Exhaust PM10	PM10 Total	Fugitive PM2.5	Exhaust PM2.5	PM2.5 Total	Bio- CO2	NBio- CO2	Total CO2	CH4	N2O	CO2e
Category	tons/yr										MT/yr					
Mitigated	0.0000	0.0000	0.0000	0.0000	0.0000	0.0000	0.0000	0.0000	0.0000	0.0000	0.0000	0.0000	0.0000	0.0000	0.0000	0.0000
Unmitigated	0.0000	0.0000	0.0000	0.0000	0.0000	0.0000	0.0000	0.0000	0.0000	0.0000	0.0000	0.0000	0.0000	0.0000	0.0000	0.0000

4.2 Trip Summary Information

	Average Daily Trip Rate			Unmitigated	Mitigated
Land Use	Weekday	Saturday	Sunday	Annual VMT	Annual VMT
Other Asphalt Surfaces	0.00	0.00	0.00		
Parking Lot	0.00	0.00	0.00		
Unrefrigerated Warehouse-No Rail	0.00	0.00	0.00		
Total	0.00	0.00	0.00		

4.3 Trip Type Information

	Miles			Trip %			Trip Purpose %		
Land Use	H-W or C-W	H-S or C-C	H-O or C-NW	H-W or C-W	H-S or C-C	H-O or C-NW	Primary	Diverted	Pass-by
Other Asphalt Surfaces	0.00	0.00	0.00	0.00	0.00	0.00	0	0	0
Parking Lot	0.00	0.00	0.00	0.00	0.00	0.00	0	0	0
Unrefrigerated Warehouse-No	0.00	0.00	0.00	0.00	0.00	0.00	0	0	0

4.4 Fleet Mix

Land Use	LDA	LDT1	LDT2	MDV	LHD1	LHD2	MHD	HHD	OBUS	UBUS	MCY	SBUS	MH
Other Asphalt Surfaces	0.545527	0.036856	0.186032	0.115338	0.015222	0.004970	0.017525	0.069528	0.001397	0.001160	0.004547	0.000932	0.000965
Parking Lot	0.545527	0.036856	0.186032	0.115338	0.015222	0.004970	0.017525	0.069528	0.001397	0.001160	0.004547	0.000932	0.000965
Unrefrigerated Warehouse-No Rail	0.545527	0.036856	0.186032	0.115338	0.015222	0.004970	0.017525	0.069528	0.001397	0.001160	0.004547	0.000932	0.000965

5.0 Energy Detail

Historical Energy Use: N

5.1 Mitigation Measures Energy

	ROG	NOx	CO	SO2	Fugitive PM10	Exhaust PM10	PM10 Total	Fugitive PM2.5	Exhaust PM2.5	PM2.5 Total	Bio- CO2	NBio- CO2	Total CO2	CH4	N2O	CO2e
Category	tons/yr										MT/yr					
Electricity Mitigated						0.0000	0.0000		0.0000	0.0000	0.0000	0.0000	0.0000	0.0000	0.0000	0.0000
Electricity Unmitigated						0.0000	0.0000		0.0000	0.0000	0.0000	0.0000	0.0000	0.0000	0.0000	0.0000
NaturalGas Mitigated	0.0000	0.0000	0.0000	0.0000		0.0000	0.0000		0.0000	0.0000	0.0000	0.0000	0.0000	0.0000	0.0000	0.0000
NaturalGas Unmitigated	0.0000	0.0000	0.0000	0.0000		0.0000	0.0000		0.0000	0.0000	0.0000	0.0000	0.0000	0.0000	0.0000	0.0000

5.2 Energy by Land Use - NaturalGas

Unmitigated

	NaturalGas Use	ROG	NOx	CO	SO2	Fugitive PM10	Exhaust PM10	PM10 Total	Fugitive PM2.5	Exhaust PM2.5	PM2.5 Total	Bio- CO2	NBio- CO2	Total CO2	CH4	N2O	CO2e
Land Use	kBTU/yr	tons/yr										MT/yr					
Other Asphalt Surfaces	0	0.0000	0.0000	0.0000	0.0000		0.0000	0.0000		0.0000	0.0000	0.0000	0.0000	0.0000	0.0000	0.0000	0.0000
Parking Lot	0	0.0000	0.0000	0.0000	0.0000		0.0000	0.0000		0.0000	0.0000	0.0000	0.0000	0.0000	0.0000	0.0000	0.0000
Unrefrigerated Warehouse-No Rail	0	0.0000	0.0000	0.0000	0.0000		0.0000	0.0000		0.0000	0.0000	0.0000	0.0000	0.0000	0.0000	0.0000	0.0000
Total		**0.0000**	**0.0000**	**0.0000**	**0.0000**		**0.0000**	**0.0000**		**0.0000**	**0.0000**	**0.0000**	**0.0000**	**0.0000**	**0.0000**	**0.0000**	**0.0000**

Mitigated

	NaturalGas Use	ROG	NOx	CO	SO2	Fugitive PM10	Exhaust PM10	PM10 Total	Fugitive PM2.5	Exhaust PM2.5	PM2.5 Total	Bio- CO2	NBio- CO2	Total CO2	CH4	N2O	CO2e
Land Use	kBTU/yr	tons/yr										MT/yr					
Other Asphalt Surfaces	0	0.0000	0.0000	0.0000	0.0000		0.0000	0.0000		0.0000	0.0000	0.0000	0.0000	0.0000	0.0000	0.0000	0.0000
Parking Lot	0	0.0000	0.0000	0.0000	0.0000		0.0000	0.0000		0.0000	0.0000	0.0000	0.0000	0.0000	0.0000	0.0000	0.0000
Unrefrigerated Warehouse-No Rail	0	0.0000	0.0000	0.0000	0.0000		0.0000	0.0000		0.0000	0.0000	0.0000	0.0000	0.0000	0.0000	0.0000	0.0000
Total		**0.0000**	**0.0000**	**0.0000**	**0.0000**		**0.0000**	**0.0000**		**0.0000**	**0.0000**	**0.0000**	**0.0000**	**0.0000**	**0.0000**	**0.0000**	**0.0000**

5.3 Energy by Land Use - Electricity

Unmitigated

	Electricity Use	Total CO2	CH4	N2O	CO2e
Land Use	kWh/yr	MT/yr			
Other Asphalt Surfaces	0	0.0000	0.0000	0.0000	0.0000
Parking Lot	0	0.0000	0.0000	0.0000	0.0000
Unrefrigerated Warehouse-No Rail	0	0.0000	0.0000	0.0000	0.0000
Total		**0.0000**	**0.0000**	**0.0000**	**0.0000**

Mitigated

	Electricity Use	Total CO2	CH4	N2O	CO2e
Land Use	kWh/yr	MT/yr			
Other Asphalt Surfaces	0	0.0000	0.0000	0.0000	0.0000
Parking Lot	0	0.0000	0.0000	0.0000	0.0000
Unrefrigerated Warehouse-No Rail	0	0.0000	0.0000	0.0000	0.0000
Total		**0.0000**	**0.0000**	**0.0000**	**0.0000**

6.0 Area Detail

6.1 Mitigation Measures Area

	ROG	NOx	CO	SO2	Fugitive PM10	Exhaust PM10	PM10 Total	Fugitive PM2.5	Exhaust PM2.5	PM2.5 Total	Bio- CO2	NBio- CO2	Total CO2	CH4	N2O	CO2e
Category	tons/yr										MT/yr					
Mitigated	5.5778	5.1000e-004	0.0559	0.0000		2.0000e-004	2.0000e-004		2.0000e-004	2.0000e-004	0.0000	0.1085	0.1085	2.9000e-004	0.0000	0.1157
Unmitigated	5.5778	5.1000e-004	0.0559	0.0000		2.0000e-004	2.0000e-004		2.0000e-004	2.0000e-004	0.0000	0.1085	0.1085	2.9000e-004	0.0000	0.1157

6.2 Area by SubCategory

Unmitigated

	ROG	NOx	CO	SO2	Fugitive PM10	Exhaust PM10	PM10 Total	Fugitive PM2.5	Exhaust PM2.5	PM2.5 Total	Bio- CO2	NBio- CO2	Total CO2	CH4	N2O	CO2e
SubCategory	tons/yr										MT/yr					
Architectural Coating	0.6424					0.0000	0.0000		0.0000	0.0000	0.0000	0.0000	0.0000	0.0000	0.0000	0.0000
Consumer Products	4.9302					0.0000	0.0000		0.0000	0.0000	0.0000	0.0000	0.0000	0.0000	0.0000	0.0000
Landscaping	5.2000e-003	5.1000e-004	0.0559	0.0000		2.0000e-004	2.0000e-004		2.0000e-004	2.0000e-004	0.0000	0.1085	0.1085	2.9000e-004	0.0000	0.1157
Total	**5.5778**	**5.1000e-004**	**0.0559**	**0.0000**		**2.0000e-004**	**2.0000e-004**		**2.0000e-004**	**2.0000e-004**	**0.0000**	**0.1085**	**0.1085**	**2.9000e-004**	**0.0000**	**0.1157**

Mitigated

	ROG	NOx	CO	SO2	Fugitive PM10	Exhaust PM10	PM10 Total	Fugitive PM2.5	Exhaust PM2.5	PM2.5 Total	Bio- CO2	NBio- CO2	Total CO2	CH4	N2O	CO2e
SubCategory	tons/yr										MT/yr					
Architectural Coating	0.6424					0.0000	0.0000		0.0000	0.0000	0.0000	0.0000	0.0000	0.0000	0.0000	0.0000
Consumer Products	4.9302					0.0000	0.0000		0.0000	0.0000	0.0000	0.0000	0.0000	0.0000	0.0000	0.0000
Landscaping	5.2000e-003	5.1000e-004	0.0559	0.0000		2.0000e-004	2.0000e-004		2.0000e-004	2.0000e-004	0.0000	0.1085	0.1085	2.9000e-004	0.0000	0.1157
Total	**5.5778**	**5.1000e-004**	**0.0559**	**0.0000**		**2.0000e-004**	**2.0000e-004**		**2.0000e-004**	**2.0000e-004**	**0.0000**	**0.1085**	**0.1085**	**2.9000e-004**	**0.0000**	**0.1157**

7.0 Water Detail

7.1 Mitigation Measures Water

	Total CO2	CH4	N2O	CO2e
Category	MT/yr			
Mitigated	0.0000	0.0000	0.0000	0.0000
Unmitigated	0.0000	0.0000	0.0000	0.0000

7.2 Water by Land Use

Unmitigated

	Indoor/Outdoor Use	Total CO2	CH4	N2O	CO2e
Land Use	Mgal	MT/yr			
Other Asphalt Surfaces	0 / 0	0.0000	0.0000	0.0000	0.0000
Parking Lot	0 / 0	0.0000	0.0000	0.0000	0.0000
Unrefrigerated Warehouse-No Rail	0 / 0	0.0000	0.0000	0.0000	0.0000
Total		**0.0000**	**0.0000**	**0.0000**	**0.0000**

7.2 Water by Land Use

Mitigated

	Indoor/Outdoor Use	Total CO2	CH4	N2O	CO2e
Land Use	Mgal	MT/yr			
Other Asphalt Surfaces	0 / 0	0.0000	0.0000	0.0000	0.0000
Parking Lot	0 / 0	0.0000	0.0000	0.0000	0.0000
Unrefrigerated Warehouse-No Rail	0 / 0	0.0000	0.0000	0.0000	0.0000
Total		**0.0000**	**0.0000**	**0.0000**	**0.0000**

8.0 Waste Detail

8.1 Mitigation Measures Waste

Category/Year

	Total CO2	CH4	N2O	CO2e
	MT/yr			
Mitigated	0.0000	0.0000	0.0000	0.0000
Unmitigated	0.0000	0.0000	0.0000	0.0000

8.2 Waste by Land Use

Unmitigated

	Waste Disposed	Total CO2	CH4	N2O	CO2e
Land Use	tons	MT/yr			
Other Asphalt Surfaces	0	0.0000	0.0000	0.0000	0.0000
Parking Lot	0	0.0000	0.0000	0.0000	0.0000
Unrefrigerated Warehouse-No Rail	0	0.0000	0.0000	0.0000	0.0000
Total		**0.0000**	**0.0000**	**0.0000**	**0.0000**

8.2 Waste by Land Use

Mitigated

	Waste Disposed	Total CO2	CH4	N2O	CO2e
Land Use	tons	MT/yr			
Other Asphalt Surfaces	0	0.0000	0.0000	0.0000	0.0000
Parking Lot	0	0.0000	0.0000	0.0000	0.0000
Unrefrigerated Warehouse-No Rail	0	0.0000	0.0000	0.0000	0.0000
Total		**0.0000**	**0.0000**	**0.0000**	**0.0000**

9.0 Operational Offroad

Equipment Type	Number	Hours/Day	Days/Year	Horse Power	Load Factor	Fuel Type

10.0 Stationary Equipment

Fire Pumps and Emergency Generators

Equipment Type	Number	Hours/Day	Hours/Year	Horse Power	Load Factor	Fuel Type

Boilers

Equipment Type	Number	Heat Input/Day	Heat Input/Year	Boiler Rating	Fuel Type

User Defined Equipment

Equipment Type	Number

11.0 Vegetation

This page intentionally left blank

APPENDIX 4.2:

CALEEMOD PROJECT ANNUAL OPERATIONAL (PASSENGER CARS) EMISSIONS MODEL OUTPUTS

Moreno Valley Trade Center - E-Commerce (Operations - Passenger Cars)

Riverside-South Coast County, Annual

1.0 Project Characteristics

1.1 Land Usage

Land Uses	Size	Metric	Lot Acreage	Floor Surface Area	Population
Unrefrigerated Warehouse-No Rail	1,332.38	1000sqft	30.59	1,332,380.00	0
Other Asphalt Surfaces	954.51	1000sqft	21.91	954,505.00	0
Parking Lot	2,086.00	Space	19.15	834,400.00	0

1.2 Other Project Characteristics

Urbanization	Urban	**Wind Speed (m/s)**	2.4	**Precipitation Freq (Days)**	28
Climate Zone	10			**Operational Year**	2022
Utility Company	Southern California Edison				
CO2 Intensity (lb/MWhr)	702.44	**CH4 Intensity (lb/MWhr)**	0.029	**N2O Intensity (lb/MWhr)**	0.006

1.3 User Entered Comments & Non-Default Data

Project Characteristics -

Land Use - Total Project Area is 71.65 acres

Construction Phase - Operations Run Only.

Off-road Equipment - Operations Run Only.

Trips and VMT - Operations Run Only.

Vehicle Trips - Trip Characteristics based on information provided in the Moreno Valley Trade Center Traffic Impact Analysis by Translutions, Inc.

Energy Use - The Project will design building shells and building components to meet 2019 Title 24 Standards which expects 30% less energy for nonresidential uses

Operational Off-Road Equipment - Based on SCAQMD High Cube Warehouse Truck Trip Study White Paper Summary of Busniess Survey Results (2014)

Fleet Mix - Passenger Car Fleet Mix estimated based on the ratio of the vehicle classes in CalEEMod default fleet mix.

Vehicle Emission Factors - EMFAC2017

Vehicle Emission Factors - EMFAC2017

Vehicle Emission Factors - EMFAC2017

Table Name	Column Name	Default Value	New Value
tblConstructionPhase	NumDays	70.00	0.00
tblEnergyUse	LightingElect	1.17	0.82
tblEnergyUse	T24E	0.37	0.26
tblEnergyUse	T24NG	2.00	1.40
tblFleetMix	HHD	0.07	0.00
tblFleetMix	LDA	0.55	0.62
tblFleetMix	LDT1	0.04	0.04
tblFleetMix	LDT2	0.19	0.21
tblFleetMix	LHD1	0.02	0.00
tblFleetMix	LHD2	4.9700e-003	0.00
tblFleetMix	MCY	4.5470e-003	0.00
tblFleetMix	MDV	0.12	0.12
tblFleetMix	MH	9.6500e-004	0.00

tblFleetMix	MHD	0.02	0.00
tblFleetMix	OBUS	1.3970e-003	0.00
tblFleetMix	SBUS	9.3200e-004	0.00
tblFleetMix	UBUS	1.1600e-003	0.00
tblLandUse	LotAcreage	18.77	19.15
tblOffRoadEquipment	OffRoadEquipmentUnitAmount	1.00	0.00
tblOffRoadEquipment	OffRoadEquipmentUnitAmount	3.00	0.00
tblOffRoadEquipment	OffRoadEquipmentUnitAmount	2.00	0.00
tblOperationalOffRoadEquipment	OperDaysPerYear	260.00	365.00
tblOperationalOffRoadEquipment	OperFuelType	Diesel	CNG
tblOperationalOffRoadEquipment	OperHorsePower	97.00	200.00
tblOperationalOffRoadEquipment	OperHoursPerDay	8.00	4.00
tblOperationalOffRoadEquipment	OperOffRoadEquipmentNumber	0.00	5.00
tblVehicleEF	HHD	1.36	0.03
tblVehicleEF	HHD	0.03	0.02
tblVehicleEF	HHD	0.09	0.00
tblVehicleEF	HHD	3.11	7.94
tblVehicleEF	HHD	0.45	0.25
tblVehicleEF	HHD	1.41	2.7310e-003
tblVehicleEF	HHD	6,423.61	1,427.19
tblVehicleEF	HHD	1,444.51	1,313.58
tblVehicleEF	HHD	4.59	0.02
tblVehicleEF	HHD	24.87	7.34
tblVehicleEF	HHD	2.31	2.57
tblVehicleEF	HHD	0.01	3.4450e-003
tblVehicleEF	HHD	0.06	0.06
tblVehicleEF	HHD	0.04	0.04

tblVehicleEF	HHD	0.01	0.03
tblVehicleEF	HHD	3.7000e-005	0.00
tblVehicleEF	HHD	0.01	3.2960e-003
tblVehicleEF	HHD	0.03	0.03
tblVehicleEF	HHD	8.8650e-003	8.8960e-003
tblVehicleEF	HHD	0.01	0.03
tblVehicleEF	HHD	3.4000e-005	0.00
tblVehicleEF	HHD	7.3000e-005	2.0000e-006
tblVehicleEF	HHD	2.3460e-003	6.0000e-005
tblVehicleEF	HHD	0.80	0.57
tblVehicleEF	HHD	4.3000e-005	1.0000e-006
tblVehicleEF	HHD	0.06	0.04
tblVehicleEF	HHD	1.5800e-004	2.7500e-004
tblVehicleEF	HHD	0.04	1.0000e-006
tblVehicleEF	HHD	0.06	0.01
tblVehicleEF	HHD	0.01	0.01
tblVehicleEF	HHD	6.9000e-005	0.00
tblVehicleEF	HHD	7.3000e-005	2.0000e-006
tblVehicleEF	HHD	2.3460e-003	6.0000e-005
tblVehicleEF	HHD	0.92	0.65
tblVehicleEF	HHD	4.3000e-005	1.0000e-006
tblVehicleEF	HHD	0.10	0.06
tblVehicleEF	HHD	1.5800e-004	2.7500e-004
tblVehicleEF	HHD	0.04	1.0000e-006
tblVehicleEF	HHD	1.28	0.03
tblVehicleEF	HHD	0.03	0.02
tblVehicleEF	HHD	0.09	0.00

tblVehicleEF	HHD	2.26	7.79
tblVehicleEF	HHD	0.45	0.25
tblVehicleEF	HHD	1.34	2.5850e-003
tblVehicleEF	HHD	6,805.04	1,418.27
tblVehicleEF	HHD	1,444.51	1,313.58
tblVehicleEF	HHD	4.59	0.02
tblVehicleEF	HHD	25.67	7.07
tblVehicleEF	HHD	2.18	2.42
tblVehicleEF	HHD	9.3550e-003	3.0680e-003
tblVehicleEF	HHD	0.06	0.06
tblVehicleEF	HHD	0.04	0.04
tblVehicleEF	HHD	0.01	0.03
tblVehicleEF	HHD	3.7000e-005	0.00
tblVehicleEF	HHD	8.9510e-003	2.9360e-003
tblVehicleEF	HHD	0.03	0.03
tblVehicleEF	HHD	8.8650e-003	8.8960e-003
tblVehicleEF	HHD	0.01	0.03
tblVehicleEF	HHD	3.4000e-005	0.00
tblVehicleEF	HHD	1.3900e-004	3.0000e-006
tblVehicleEF	HHD	2.6650e-003	6.7000e-005
tblVehicleEF	HHD	0.75	0.60
tblVehicleEF	HHD	8.2000e-005	2.0000e-006
tblVehicleEF	HHD	0.06	0.04
tblVehicleEF	HHD	1.6100e-004	2.7900e-004
tblVehicleEF	HHD	0.04	1.0000e-006
tblVehicleEF	HHD	0.06	0.01
tblVehicleEF	HHD	0.01	0.01

tblVehicleEF	HHD	6.8000e-005	0.00
tblVehicleEF	HHD	1.3900e-004	3.0000e-006
tblVehicleEF	HHD	2.6650e-003	6.7000e-005
tblVehicleEF	HHD	0.87	0.68
tblVehicleEF	HHD	8.2000e-005	2.0000e-006
tblVehicleEF	HHD	0.10	0.06
tblVehicleEF	HHD	1.6100e-004	2.7900e-004
tblVehicleEF	HHD	0.04	1.0000e-006
tblVehicleEF	HHD	1.46	0.02
tblVehicleEF	HHD	0.03	1.9060e-003
tblVehicleEF	HHD	0.09	0.00
tblVehicleEF	HHD	4.28	8.13
tblVehicleEF	HHD	0.44	0.21
tblVehicleEF	HHD	1.42	2.7200e-003
tblVehicleEF	HHD	5,896.87	1,435.73
tblVehicleEF	HHD	1,444.51	1,302.97
tblVehicleEF	HHD	4.59	0.02
tblVehicleEF	HHD	23.77	7.68
tblVehicleEF	HHD	2.30	2.54
tblVehicleEF	HHD	0.01	3.9220e-003
tblVehicleEF	HHD	0.06	0.06
tblVehicleEF	HHD	0.04	0.04
tblVehicleEF	HHD	0.01	0.03
tblVehicleEF	HHD	3.7000e-005	0.00
tblVehicleEF	HHD	0.01	3.7530e-003
tblVehicleEF	HHD	0.03	0.03
tblVehicleEF	HHD	8.8650e-003	8.8670e-003

tblVehicleEF	HHD	0.01	0.03
tblVehicleEF	HHD	3.4000e-005	0.00
tblVehicleEF	HHD	5.5000e-005	2.0000e-006
tblVehicleEF	HHD	2.4470e-003	6.7000e-005
tblVehicleEF	HHD	0.86	0.53
tblVehicleEF	HHD	3.6000e-005	1.0000e-006
tblVehicleEF	HHD	0.06	0.04
tblVehicleEF	HHD	1.6900e-004	2.9200e-004
tblVehicleEF	HHD	0.04	1.0000e-006
tblVehicleEF	HHD	0.06	0.01
tblVehicleEF	HHD	0.01	0.01
tblVehicleEF	HHD	6.9000e-005	0.00
tblVehicleEF	HHD	5.5000e-005	2.0000e-006
tblVehicleEF	HHD	2.4470e-003	6.7000e-005
tblVehicleEF	HHD	0.99	0.60
tblVehicleEF	HHD	3.6000e-005	1.0000e-006
tblVehicleEF	HHD	0.10	0.05
tblVehicleEF	HHD	1.6900e-004	2.9200e-004
tblVehicleEF	HHD	0.04	1.0000e-006
tblVehicleEF	LDA	3.6620e-003	2.1670e-003
tblVehicleEF	LDA	4.7760e-003	0.05
tblVehicleEF	LDA	0.54	0.61
tblVehicleEF	LDA	1.05	2.07
tblVehicleEF	LDA	245.52	258.05
tblVehicleEF	LDA	56.65	53.14
tblVehicleEF	LDA	0.05	0.04
tblVehicleEF	LDA	1.5830e-003	1.3740e-003

tblVehicleEF	LDA	2.2500e-003	1.8360e-003
tblVehicleEF	LDA	1.4580e-003	1.2660e-003
tblVehicleEF	LDA	2.0690e-003	1.6880e-003
tblVehicleEF	LDA	0.05	0.07
tblVehicleEF	LDA	0.10	0.10
tblVehicleEF	LDA	0.04	0.05
tblVehicleEF	LDA	9.2080e-003	8.1890e-003
tblVehicleEF	LDA	0.04	0.20
tblVehicleEF	LDA	0.06	0.21
tblVehicleEF	LDA	2.4580e-003	2.5530e-003
tblVehicleEF	LDA	5.8400e-004	5.2600e-004
tblVehicleEF	LDA	0.05	0.07
tblVehicleEF	LDA	0.10	0.10
tblVehicleEF	LDA	0.04	0.05
tblVehicleEF	LDA	0.01	0.01
tblVehicleEF	LDA	0.04	0.20
tblVehicleEF	LDA	0.07	0.23
tblVehicleEF	LDA	4.1530e-003	2.4690e-003
tblVehicleEF	LDA	4.1450e-003	0.04
tblVehicleEF	LDA	0.66	0.75
tblVehicleEF	LDA	0.93	1.82
tblVehicleEF	LDA	267.36	280.58
tblVehicleEF	LDA	56.65	52.67
tblVehicleEF	LDA	0.04	0.03
tblVehicleEF	LDA	1.5830e-003	1.3740e-003
tblVehicleEF	LDA	2.2500e-003	1.8360e-003
tblVehicleEF	LDA	1.4580e-003	1.2660e-003

tblVehicleEF	LDA	2.0690e-003	1.6880e-003
tblVehicleEF	LDA	0.09	0.13
tblVehicleEF	LDA	0.11	0.11
tblVehicleEF	LDA	0.07	0.09
tblVehicleEF	LDA	0.01	9.2540e-003
tblVehicleEF	LDA	0.04	0.20
tblVehicleEF	LDA	0.06	0.18
tblVehicleEF	LDA	2.6780e-003	2.7760e-003
tblVehicleEF	LDA	5.8200e-004	5.2100e-004
tblVehicleEF	LDA	0.09	0.13
tblVehicleEF	LDA	0.11	0.11
tblVehicleEF	LDA	0.07	0.09
tblVehicleEF	LDA	0.02	0.01
tblVehicleEF	LDA	0.04	0.20
tblVehicleEF	LDA	0.06	0.20
tblVehicleEF	LDA	3.5320e-003	2.0910e-003
tblVehicleEF	LDA	4.9050e-003	0.05
tblVehicleEF	LDA	0.51	0.57
tblVehicleEF	LDA	1.08	2.11
tblVehicleEF	LDA	239.46	251.86
tblVehicleEF	LDA	56.65	53.22
tblVehicleEF	LDA	0.04	0.03
tblVehicleEF	LDA	1.5830e-003	1.3740e-003
tblVehicleEF	LDA	2.2500e-003	1.8360e-003
tblVehicleEF	LDA	1.4580e-003	1.2660e-003
tblVehicleEF	LDA	2.0690e-003	1.6880e-003
tblVehicleEF	LDA	0.04	0.05

tblVehicleEF	LDA	0.10	0.10
tblVehicleEF	LDA	0.03	0.04
tblVehicleEF	LDA	8.8850e-003	7.9080e-003
tblVehicleEF	LDA	0.04	0.23
tblVehicleEF	LDA	0.07	0.21
tblVehicleEF	LDA	2.3970e-003	2.4920e-003
tblVehicleEF	LDA	5.8500e-004	5.2700e-004
tblVehicleEF	LDA	0.04	0.05
tblVehicleEF	LDA	0.10	0.10
tblVehicleEF	LDA	0.03	0.04
tblVehicleEF	LDA	0.01	0.01
tblVehicleEF	LDA	0.04	0.23
tblVehicleEF	LDA	0.07	0.23
tblVehicleEF	LDT1	0.01	6.9370e-003
tblVehicleEF	LDT1	0.02	0.08
tblVehicleEF	LDT1	1.32	1.43
tblVehicleEF	LDT1	3.05	2.34
tblVehicleEF	LDT1	305.87	308.06
tblVehicleEF	LDT1	70.39	64.70
tblVehicleEF	LDT1	0.13	0.12
tblVehicleEF	LDT1	2.3960e-003	2.0960e-003
tblVehicleEF	LDT1	3.5150e-003	2.7320e-003
tblVehicleEF	LDT1	2.2060e-003	1.9290e-003
tblVehicleEF	LDT1	3.2320e-003	2.5120e-003
tblVehicleEF	LDT1	0.20	0.21
tblVehicleEF	LDT1	0.32	0.25
tblVehicleEF	LDT1	0.13	0.14

tblVehicleEF	LDT1	0.03	0.03
tblVehicleEF	LDT1	0.19	0.80
tblVehicleEF	LDT1	0.21	0.39
tblVehicleEF	LDT1	3.0750e-003	3.0480e-003
tblVehicleEF	LDT1	7.5800e-004	6.4000e-004
tblVehicleEF	LDT1	0.20	0.21
tblVehicleEF	LDT1	0.32	0.25
tblVehicleEF	LDT1	0.13	0.14
tblVehicleEF	LDT1	0.04	0.04
tblVehicleEF	LDT1	0.19	0.80
tblVehicleEF	LDT1	0.23	0.43
tblVehicleEF	LDT1	0.01	7.8400e-003
tblVehicleEF	LDT1	0.01	0.07
tblVehicleEF	LDT1	1.59	1.74
tblVehicleEF	LDT1	2.68	2.07
tblVehicleEF	LDT1	332.27	332.04
tblVehicleEF	LDT1	70.39	64.11
tblVehicleEF	LDT1	0.12	0.12
tblVehicleEF	LDT1	2.3960e-003	2.0960e-003
tblVehicleEF	LDT1	3.5150e-003	2.7320e-003
tblVehicleEF	LDT1	2.2060e-003	1.9290e-003
tblVehicleEF	LDT1	3.2320e-003	2.5120e-003
tblVehicleEF	LDT1	0.38	0.40
tblVehicleEF	LDT1	0.40	0.31
tblVehicleEF	LDT1	0.25	0.27
tblVehicleEF	LDT1	0.03	0.03
tblVehicleEF	LDT1	0.19	0.80

tblVehicleEF	LDT1	0.18	0.34
tblVehicleEF	LDT1	3.3430e-003	3.2860e-003
tblVehicleEF	LDT1	7.5100e-004	6.3400e-004
tblVehicleEF	LDT1	0.38	0.40
tblVehicleEF	LDT1	0.40	0.31
tblVehicleEF	LDT1	0.25	0.27
tblVehicleEF	LDT1	0.04	0.05
tblVehicleEF	LDT1	0.19	0.80
tblVehicleEF	LDT1	0.20	0.38
tblVehicleEF	LDT1	0.01	6.6720e-003
tblVehicleEF	LDT1	0.02	0.08
tblVehicleEF	LDT1	1.24	1.34
tblVehicleEF	LDT1	3.11	2.39
tblVehicleEF	LDT1	298.00	300.78
tblVehicleEF	LDT1	70.39	64.83
tblVehicleEF	LDT1	0.12	0.12
tblVehicleEF	LDT1	2.3960e-003	2.0960e-003
tblVehicleEF	LDT1	3.5150e-003	2.7320e-003
tblVehicleEF	LDT1	2.2060e-003	1.9290e-003
tblVehicleEF	LDT1	3.2320e-003	2.5120e-003
tblVehicleEF	LDT1	0.17	0.17
tblVehicleEF	LDT1	0.36	0.28
tblVehicleEF	LDT1	0.11	0.12
tblVehicleEF	LDT1	0.03	0.03
tblVehicleEF	LDT1	0.22	0.93
tblVehicleEF	LDT1	0.22	0.41
tblVehicleEF	LDT1	2.9950e-003	2.9760e-003

tblVehicleEF	LDT1	7.5900e-004	6.4200e-004
tblVehicleEF	LDT1	0.17	0.17
tblVehicleEF	LDT1	0.36	0.28
tblVehicleEF	LDT1	0.11	0.12
tblVehicleEF	LDT1	0.04	0.04
tblVehicleEF	LDT1	0.22	0.93
tblVehicleEF	LDT1	0.24	0.44
tblVehicleEF	LDT2	5.1640e-003	3.7850e-003
tblVehicleEF	LDT2	6.4600e-003	0.07
tblVehicleEF	LDT2	0.71	0.90
tblVehicleEF	LDT2	1.39	2.64
tblVehicleEF	LDT2	342.68	326.57
tblVehicleEF	LDT2	78.65	68.91
tblVehicleEF	LDT2	0.07	0.08
tblVehicleEF	LDT2	1.6000e-003	1.4270e-003
tblVehicleEF	LDT2	2.3460e-003	1.8750e-003
tblVehicleEF	LDT2	1.4710e-003	1.3130e-003
tblVehicleEF	LDT2	2.1570e-003	1.7240e-003
tblVehicleEF	LDT2	0.07	0.11
tblVehicleEF	LDT2	0.11	0.13
tblVehicleEF	LDT2	0.05	0.09
tblVehicleEF	LDT2	0.01	0.02
tblVehicleEF	LDT2	0.06	0.43
tblVehicleEF	LDT2	0.09	0.31
tblVehicleEF	LDT2	3.4320e-003	3.2310e-003
tblVehicleEF	LDT2	8.1000e-004	6.8200e-004
tblVehicleEF	LDT2	0.07	0.11

tblVehicleEF	LDT2	0.11	0.13
tblVehicleEF	LDT2	0.05	0.09
tblVehicleEF	LDT2	0.02	0.02
tblVehicleEF	LDT2	0.06	0.43
tblVehicleEF	LDT2	0.10	0.33
tblVehicleEF	LDT2	5.8560e-003	4.3030e-003
tblVehicleEF	LDT2	5.6090e-003	0.06
tblVehicleEF	LDT2	0.87	1.10
tblVehicleEF	LDT2	1.23	2.34
tblVehicleEF	LDT2	372.88	349.63
tblVehicleEF	LDT2	78.65	68.30
tblVehicleEF	LDT2	0.07	0.07
tblVehicleEF	LDT2	1.6000e-003	1.4270e-003
tblVehicleEF	LDT2	2.3460e-003	1.8750e-003
tblVehicleEF	LDT2	1.4710e-003	1.3130e-003
tblVehicleEF	LDT2	2.1570e-003	1.7240e-003
tblVehicleEF	LDT2	0.13	0.21
tblVehicleEF	LDT2	0.13	0.16
tblVehicleEF	LDT2	0.10	0.16
tblVehicleEF	LDT2	0.01	0.02
tblVehicleEF	LDT2	0.06	0.43
tblVehicleEF	LDT2	0.08	0.27
tblVehicleEF	LDT2	3.7360e-003	3.4590e-003
tblVehicleEF	LDT2	8.0700e-004	6.7600e-004
tblVehicleEF	LDT2	0.13	0.21
tblVehicleEF	LDT2	0.13	0.16
tblVehicleEF	LDT2	0.10	0.16

tblVehicleEF	LDT2	0.02	0.03
tblVehicleEF	LDT2	0.06	0.43
tblVehicleEF	LDT2	0.08	0.29
tblVehicleEF	LDT2	4.9650e-003	3.6320e-003
tblVehicleEF	LDT2	6.6500e-003	0.07
tblVehicleEF	LDT2	0.67	0.84
tblVehicleEF	LDT2	1.42	2.71
tblVehicleEF	LDT2	333.62	319.57
tblVehicleEF	LDT2	78.65	69.04
tblVehicleEF	LDT2	0.07	0.08
tblVehicleEF	LDT2	1.6000e-003	1.4270e-003
tblVehicleEF	LDT2	2.3460e-003	1.8750e-003
tblVehicleEF	LDT2	1.4710e-003	1.3130e-003
tblVehicleEF	LDT2	2.1570e-003	1.7240e-003
tblVehicleEF	LDT2	0.05	0.08
tblVehicleEF	LDT2	0.12	0.14
tblVehicleEF	LDT2	0.04	0.07
tblVehicleEF	LDT2	0.01	0.01
tblVehicleEF	LDT2	0.07	0.49
tblVehicleEF	LDT2	0.09	0.31
tblVehicleEF	LDT2	3.3410e-003	3.1620e-003
tblVehicleEF	LDT2	8.1000e-004	6.8300e-004
tblVehicleEF	LDT2	0.05	0.08
tblVehicleEF	LDT2	0.12	0.14
tblVehicleEF	LDT2	0.04	0.07
tblVehicleEF	LDT2	0.02	0.02
tblVehicleEF	LDT2	0.07	0.49

tblVehicleEF	LDT2	0.10	0.34
tblVehicleEF	LHD1	5.1810e-003	4.7600e-003
tblVehicleEF	LHD1	9.5070e-003	4.8390e-003
tblVehicleEF	LHD1	0.02	0.01
tblVehicleEF	LHD1	0.14	0.17
tblVehicleEF	LHD1	0.88	0.66
tblVehicleEF	LHD1	2.26	0.93
tblVehicleEF	LHD1	9.26	9.38
tblVehicleEF	LHD1	602.20	632.13
tblVehicleEF	LHD1	29.86	10.36
tblVehicleEF	LHD1	0.09	0.08
tblVehicleEF	LHD1	2.06	1.46
tblVehicleEF	LHD1	9.7000e-004	9.7900e-004
tblVehicleEF	LHD1	0.01	0.01
tblVehicleEF	LHD1	0.01	0.01
tblVehicleEF	LHD1	8.2900e-004	2.2300e-004
tblVehicleEF	LHD1	9.2800e-004	9.3700e-004
tblVehicleEF	LHD1	2.5490e-003	2.5040e-003
tblVehicleEF	LHD1	0.01	9.9950e-003
tblVehicleEF	LHD1	7.6200e-004	2.0500e-004
tblVehicleEF	LHD1	3.7780e-003	3.0170e-003
tblVehicleEF	LHD1	0.10	0.08
tblVehicleEF	LHD1	0.02	0.02
tblVehicleEF	LHD1	1.8760e-003	1.4960e-003
tblVehicleEF	LHD1	0.07	0.06
tblVehicleEF	LHD1	0.31	0.47
tblVehicleEF	LHD1	0.24	0.07

tblVehicleEF	LHD1	9.2000e-005	9.1000e-005
tblVehicleEF	LHD1	5.9030e-003	6.1480e-003
tblVehicleEF	LHD1	3.4200e-004	1.0300e-004
tblVehicleEF	LHD1	3.7780e-003	3.0170e-003
tblVehicleEF	LHD1	0.10	0.08
tblVehicleEF	LHD1	0.02	0.03
tblVehicleEF	LHD1	1.8760e-003	1.4960e-003
tblVehicleEF	LHD1	0.09	0.07
tblVehicleEF	LHD1	0.31	0.47
tblVehicleEF	LHD1	0.27	0.08
tblVehicleEF	LHD1	5.1810e-003	4.7720e-003
tblVehicleEF	LHD1	9.6980e-003	4.9170e-003
tblVehicleEF	LHD1	0.02	0.01
tblVehicleEF	LHD1	0.14	0.17
tblVehicleEF	LHD1	0.89	0.67
tblVehicleEF	LHD1	2.15	0.88
tblVehicleEF	LHD1	9.26	9.38
tblVehicleEF	LHD1	602.20	632.14
tblVehicleEF	LHD1	29.86	10.28
tblVehicleEF	LHD1	0.09	0.08
tblVehicleEF	LHD1	1.94	1.37
tblVehicleEF	LHD1	9.7000e-004	9.7900e-004
tblVehicleEF	LHD1	0.01	0.01
tblVehicleEF	LHD1	0.01	0.01
tblVehicleEF	LHD1	8.2900e-004	2.2300e-004
tblVehicleEF	LHD1	9.2800e-004	9.3700e-004
tblVehicleEF	LHD1	2.5490e-003	2.5040e-003

tblVehicleEF	LHD1	0.01	9.9950e-003
tblVehicleEF	LHD1	7.6200e-004	2.0500e-004
tblVehicleEF	LHD1	7.0590e-003	5.6440e-003
tblVehicleEF	LHD1	0.12	0.09
tblVehicleEF	LHD1	0.02	0.02
tblVehicleEF	LHD1	3.5660e-003	2.8600e-003
tblVehicleEF	LHD1	0.07	0.06
tblVehicleEF	LHD1	0.32	0.48
tblVehicleEF	LHD1	0.23	0.07
tblVehicleEF	LHD1	9.2000e-005	9.1000e-005
tblVehicleEF	LHD1	5.9030e-003	6.1480e-003
tblVehicleEF	LHD1	3.4000e-004	1.0200e-004
tblVehicleEF	LHD1	7.0590e-003	5.6440e-003
tblVehicleEF	LHD1	0.12	0.09
tblVehicleEF	LHD1	0.02	0.03
tblVehicleEF	LHD1	3.5660e-003	2.8600e-003
tblVehicleEF	LHD1	0.09	0.07
tblVehicleEF	LHD1	0.32	0.48
tblVehicleEF	LHD1	0.25	0.08
tblVehicleEF	LHD1	5.1810e-003	4.7590e-003
tblVehicleEF	LHD1	9.4900e-003	4.8280e-003
tblVehicleEF	LHD1	0.02	0.01
tblVehicleEF	LHD1	0.14	0.17
tblVehicleEF	LHD1	0.88	0.66
tblVehicleEF	LHD1	2.26	0.93
tblVehicleEF	LHD1	9.26	9.38
tblVehicleEF	LHD1	602.20	632.12

tblVehicleEF	LHD1	29.86	10.37
tblVehicleEF	LHD1	0.09	0.08
tblVehicleEF	LHD1	2.04	1.44
tblVehicleEF	LHD1	9.7000e-004	9.7900e-004
tblVehicleEF	LHD1	0.01	0.01
tblVehicleEF	LHD1	0.01	0.01
tblVehicleEF	LHD1	8.2900e-004	2.2300e-004
tblVehicleEF	LHD1	9.2800e-004	9.3700e-004
tblVehicleEF	LHD1	2.5490e-003	2.5040e-003
tblVehicleEF	LHD1	0.01	9.9950e-003
tblVehicleEF	LHD1	7.6200e-004	2.0500e-004
tblVehicleEF	LHD1	3.3490e-003	2.6630e-003
tblVehicleEF	LHD1	0.11	0.09
tblVehicleEF	LHD1	0.02	0.02
tblVehicleEF	LHD1	1.7110e-003	1.3580e-003
tblVehicleEF	LHD1	0.07	0.06
tblVehicleEF	LHD1	0.34	0.51
tblVehicleEF	LHD1	0.24	0.07
tblVehicleEF	LHD1	9.2000e-005	9.1000e-005
tblVehicleEF	LHD1	5.9020e-003	6.1480e-003
tblVehicleEF	LHD1	3.4200e-004	1.0300e-004
tblVehicleEF	LHD1	3.3490e-003	2.6630e-003
tblVehicleEF	LHD1	0.11	0.09
tblVehicleEF	LHD1	0.02	0.03
tblVehicleEF	LHD1	1.7110e-003	1.3580e-003
tblVehicleEF	LHD1	0.09	0.07
tblVehicleEF	LHD1	0.34	0.51

tblVehicleEF	LHD1	0.27	0.08
tblVehicleEF	LHD2	3.4600e-003	3.0860e-003
tblVehicleEF	LHD2	4.0020e-003	3.5550e-003
tblVehicleEF	LHD2	7.4040e-003	8.4670e-003
tblVehicleEF	LHD2	0.12	0.13
tblVehicleEF	LHD2	0.45	0.48
tblVehicleEF	LHD2	1.08	0.54
tblVehicleEF	LHD2	14.41	14.77
tblVehicleEF	LHD2	598.41	631.11
tblVehicleEF	LHD2	23.24	7.16
tblVehicleEF	LHD2	0.11	0.12
tblVehicleEF	LHD2	1.50	1.61
tblVehicleEF	LHD2	1.3120e-003	1.4480e-003
tblVehicleEF	LHD2	0.01	0.01
tblVehicleEF	LHD2	0.01	0.01
tblVehicleEF	LHD2	3.7000e-004	1.1000e-004
tblVehicleEF	LHD2	1.2550e-003	1.3860e-003
tblVehicleEF	LHD2	2.7000e-003	2.7130e-003
tblVehicleEF	LHD2	0.01	0.01
tblVehicleEF	LHD2	3.4000e-004	1.0100e-004
tblVehicleEF	LHD2	1.4050e-003	1.6110e-003
tblVehicleEF	LHD2	0.04	0.04
tblVehicleEF	LHD2	0.01	0.02
tblVehicleEF	LHD2	7.4200e-004	8.1800e-004
tblVehicleEF	LHD2	0.05	0.06
tblVehicleEF	LHD2	0.08	0.23
tblVehicleEF	LHD2	0.10	0.04

tblVehicleEF	LHD2	1.4000e-004	1.4100e-004
tblVehicleEF	LHD2	5.8170e-003	6.0810e-003
tblVehicleEF	LHD2	2.5200e-004	7.1000e-005
tblVehicleEF	LHD2	1.4050e-003	1.6110e-003
tblVehicleEF	LHD2	0.04	0.04
tblVehicleEF	LHD2	0.02	0.02
tblVehicleEF	LHD2	7.4200e-004	8.1800e-004
tblVehicleEF	LHD2	0.06	0.07
tblVehicleEF	LHD2	0.08	0.23
tblVehicleEF	LHD2	0.11	0.05
tblVehicleEF	LHD2	3.4600e-003	3.0930e-003
tblVehicleEF	LHD2	4.0450e-003	3.5800e-003
tblVehicleEF	LHD2	7.1500e-003	8.1830e-003
tblVehicleEF	LHD2	0.12	0.13
tblVehicleEF	LHD2	0.45	0.49
tblVehicleEF	LHD2	1.04	0.51
tblVehicleEF	LHD2	14.41	14.77
tblVehicleEF	LHD2	598.41	631.12
tblVehicleEF	LHD2	23.24	7.12
tblVehicleEF	LHD2	0.11	0.12
tblVehicleEF	LHD2	1.41	1.52
tblVehicleEF	LHD2	1.3120e-003	1.4480e-003
tblVehicleEF	LHD2	0.01	0.01
tblVehicleEF	LHD2	0.01	0.01
tblVehicleEF	LHD2	3.7000e-004	1.1000e-004
tblVehicleEF	LHD2	1.2550e-003	1.3860e-003
tblVehicleEF	LHD2	2.7000e-003	2.7130e-003

tblVehicleEF	LHD2	0.01	0.01
tblVehicleEF	LHD2	3.4000e-004	1.0100e-004
tblVehicleEF	LHD2	2.6530e-003	3.0380e-003
tblVehicleEF	LHD2	0.04	0.05
tblVehicleEF	LHD2	0.01	0.02
tblVehicleEF	LHD2	1.3950e-003	1.5540e-003
tblVehicleEF	LHD2	0.05	0.06
tblVehicleEF	LHD2	0.08	0.24
tblVehicleEF	LHD2	0.10	0.04
tblVehicleEF	LHD2	1.4000e-004	1.4100e-004
tblVehicleEF	LHD2	5.8170e-003	6.0810e-003
tblVehicleEF	LHD2	2.5100e-004	7.0000e-005
tblVehicleEF	LHD2	2.6530e-003	3.0380e-003
tblVehicleEF	LHD2	0.04	0.05
tblVehicleEF	LHD2	0.02	0.02
tblVehicleEF	LHD2	1.3950e-003	1.5540e-003
tblVehicleEF	LHD2	0.06	0.07
tblVehicleEF	LHD2	0.08	0.24
tblVehicleEF	LHD2	0.11	0.04
tblVehicleEF	LHD2	3.4600e-003	3.0850e-003
tblVehicleEF	LHD2	3.9920e-003	3.5470e-003
tblVehicleEF	LHD2	7.4470e-003	8.5290e-003
tblVehicleEF	LHD2	0.12	0.13
tblVehicleEF	LHD2	0.45	0.48
tblVehicleEF	LHD2	1.09	0.54
tblVehicleEF	LHD2	14.41	14.77
tblVehicleEF	LHD2	598.41	631.11

tblVehicleEF	LHD2	23.24	7.17
tblVehicleEF	LHD2	0.11	0.12
tblVehicleEF	LHD2	1.48	1.59
tblVehicleEF	LHD2	1.3120e-003	1.4480e-003
tblVehicleEF	LHD2	0.01	0.01
tblVehicleEF	LHD2	0.01	0.01
tblVehicleEF	LHD2	3.7000e-004	1.1000e-004
tblVehicleEF	LHD2	1.2550e-003	1.3860e-003
tblVehicleEF	LHD2	2.7000e-003	2.7130e-003
tblVehicleEF	LHD2	0.01	0.01
tblVehicleEF	LHD2	3.4000e-004	1.0100e-004
tblVehicleEF	LHD2	1.1040e-003	1.2560e-003
tblVehicleEF	LHD2	0.04	0.04
tblVehicleEF	LHD2	0.01	0.02
tblVehicleEF	LHD2	6.2900e-004	6.8000e-004
tblVehicleEF	LHD2	0.05	0.06
tblVehicleEF	LHD2	0.08	0.25
tblVehicleEF	LHD2	0.10	0.04
tblVehicleEF	LHD2	1.4000e-004	1.4100e-004
tblVehicleEF	LHD2	5.8170e-003	6.0810e-003
tblVehicleEF	LHD2	2.5200e-004	7.1000e-005
tblVehicleEF	LHD2	1.1040e-003	1.2560e-003
tblVehicleEF	LHD2	0.04	0.04
tblVehicleEF	LHD2	0.02	0.02
tblVehicleEF	LHD2	6.2900e-004	6.8000e-004
tblVehicleEF	LHD2	0.06	0.07
tblVehicleEF	LHD2	0.08	0.25

tblVehicleEF	LHD2	0.11	0.05
tblVehicleEF	MCY	0.42	0.32
tblVehicleEF	MCY	0.15	0.24
tblVehicleEF	MCY	19.14	19.26
tblVehicleEF	MCY	9.69	8.57
tblVehicleEF	MCY	166.26	208.19
tblVehicleEF	MCY	45.80	60.41
tblVehicleEF	MCY	1.12	1.12
tblVehicleEF	MCY	1.8240e-003	1.8040e-003
tblVehicleEF	MCY	3.3680e-003	2.8470e-003
tblVehicleEF	MCY	1.7050e-003	1.6870e-003
tblVehicleEF	MCY	3.1720e-003	2.6790e-003
tblVehicleEF	MCY	1.69	1.66
tblVehicleEF	MCY	0.85	0.84
tblVehicleEF	MCY	0.92	0.90
tblVehicleEF	MCY	2.13	2.14
tblVehicleEF	MCY	0.56	1.82
tblVehicleEF	MCY	2.06	1.82
tblVehicleEF	MCY	2.0370e-003	2.0600e-003
tblVehicleEF	MCY	6.7700e-004	5.9800e-004
tblVehicleEF	MCY	1.69	1.66
tblVehicleEF	MCY	0.85	0.84
tblVehicleEF	MCY	0.92	0.90
tblVehicleEF	MCY	2.63	2.64
tblVehicleEF	MCY	0.56	1.82
tblVehicleEF	MCY	2.24	1.98
tblVehicleEF	MCY	0.42	0.32

tblVehicleEF	MCY	0.14	0.22
tblVehicleEF	MCY	19.85	19.92
tblVehicleEF	MCY	9.10	8.00
tblVehicleEF	MCY	166.26	209.15
tblVehicleEF	MCY	45.80	58.86
tblVehicleEF	MCY	0.98	0.98
tblVehicleEF	MCY	1.8240e-003	1.8040e-003
tblVehicleEF	MCY	3.3680e-003	2.8470e-003
tblVehicleEF	MCY	1.7050e-003	1.6870e-003
tblVehicleEF	MCY	3.1720e-003	2.6790e-003
tblVehicleEF	MCY	3.36	3.29
tblVehicleEF	MCY	1.24	1.24
tblVehicleEF	MCY	2.10	2.05
tblVehicleEF	MCY	2.11	2.12
tblVehicleEF	MCY	0.56	1.82
tblVehicleEF	MCY	1.85	1.62
tblVehicleEF	MCY	2.0480e-003	2.0700e-003
tblVehicleEF	MCY	6.6100e-004	5.8200e-004
tblVehicleEF	MCY	3.36	3.29
tblVehicleEF	MCY	1.24	1.24
tblVehicleEF	MCY	2.10	2.05
tblVehicleEF	MCY	2.61	2.61
tblVehicleEF	MCY	0.56	1.82
tblVehicleEF	MCY	2.01	1.77
tblVehicleEF	MCY	0.42	0.32
tblVehicleEF	MCY	0.15	0.24
tblVehicleEF	MCY	18.68	18.80

tblVehicleEF	MCY	9.65	8.51
tblVehicleEF	MCY	166.26	207.43
tblVehicleEF	MCY	45.80	60.33
tblVehicleEF	MCY	1.12	1.12
tblVehicleEF	MCY	1.8240e-003	1.8040e-003
tblVehicleEF	MCY	3.3680e-003	2.8470e-003
tblVehicleEF	MCY	1.7050e-003	1.6870e-003
tblVehicleEF	MCY	3.1720e-003	2.6790e-003
tblVehicleEF	MCY	1.60	1.59
tblVehicleEF	MCY	1.04	1.03
tblVehicleEF	MCY	0.74	0.73
tblVehicleEF	MCY	2.12	2.13
tblVehicleEF	MCY	0.64	2.07
tblVehicleEF	MCY	2.07	1.82
tblVehicleEF	MCY	2.0300e-003	2.0530e-003
tblVehicleEF	MCY	6.7700e-004	5.9700e-004
tblVehicleEF	MCY	1.60	1.59
tblVehicleEF	MCY	1.04	1.03
tblVehicleEF	MCY	0.74	0.73
tblVehicleEF	MCY	2.62	2.63
tblVehicleEF	MCY	0.64	2.07
tblVehicleEF	MCY	2.26	1.98
tblVehicleEF	MDV	0.01	4.9040e-003
tblVehicleEF	MDV	0.02	0.08
tblVehicleEF	MDV	1.26	1.05
tblVehicleEF	MDV	2.88	3.10
tblVehicleEF	MDV	474.24	407.96

tblVehicleEF	MDV	107.24	85.75
tblVehicleEF	MDV	0.15	0.10
tblVehicleEF	MDV	1.6800e-003	1.4930e-003
tblVehicleEF	MDV	2.4130e-003	1.9530e-003
tblVehicleEF	MDV	1.5490e-003	1.3770e-003
tblVehicleEF	MDV	2.2190e-003	1.7960e-003
tblVehicleEF	MDV	0.11	0.13
tblVehicleEF	MDV	0.20	0.16
tblVehicleEF	MDV	0.09	0.11
tblVehicleEF	MDV	0.03	0.02
tblVehicleEF	MDV	0.11	0.49
tblVehicleEF	MDV	0.22	0.41
tblVehicleEF	MDV	4.7510e-003	4.0340e-003
tblVehicleEF	MDV	1.1230e-003	8.4900e-004
tblVehicleEF	MDV	0.11	0.13
tblVehicleEF	MDV	0.20	0.16
tblVehicleEF	MDV	0.09	0.11
tblVehicleEF	MDV	0.04	0.03
tblVehicleEF	MDV	0.11	0.49
tblVehicleEF	MDV	0.24	0.44
tblVehicleEF	MDV	0.01	5.5890e-003
tblVehicleEF	MDV	0.01	0.07
tblVehicleEF	MDV	1.53	1.28
tblVehicleEF	MDV	2.54	2.73
tblVehicleEF	MDV	514.80	432.45
tblVehicleEF	MDV	107.24	84.99
tblVehicleEF	MDV	0.14	0.10

tblVehicleEF	MDV	1.6800e-003	1.4930e-003
tblVehicleEF	MDV	2.4130e-003	1.9530e-003
tblVehicleEF	MDV	1.5490e-003	1.3770e-003
tblVehicleEF	MDV	2.2190e-003	1.7960e-003
tblVehicleEF	MDV	0.21	0.25
tblVehicleEF	MDV	0.23	0.19
tblVehicleEF	MDV	0.17	0.20
tblVehicleEF	MDV	0.03	0.02
tblVehicleEF	MDV	0.11	0.49
tblVehicleEF	MDV	0.19	0.35
tblVehicleEF	MDV	5.1610e-003	4.2760e-003
tblVehicleEF	MDV	1.1170e-003	8.4100e-004
tblVehicleEF	MDV	0.21	0.25
tblVehicleEF	MDV	0.23	0.19
tblVehicleEF	MDV	0.17	0.20
tblVehicleEF	MDV	0.05	0.03
tblVehicleEF	MDV	0.11	0.49
tblVehicleEF	MDV	0.21	0.39
tblVehicleEF	MDV	0.01	4.7070e-003
tblVehicleEF	MDV	0.02	0.09
tblVehicleEF	MDV	1.18	0.98
tblVehicleEF	MDV	2.94	3.17
tblVehicleEF	MDV	462.11	400.61
tblVehicleEF	MDV	107.24	85.90
tblVehicleEF	MDV	0.14	0.10
tblVehicleEF	MDV	1.6800e-003	1.4930e-003
tblVehicleEF	MDV	2.4130e-003	1.9530e-003

tblVehicleEF	MDV	1.5490e-003	1.3770e-003
tblVehicleEF	MDV	2.2190e-003	1.7960e-003
tblVehicleEF	MDV	0.09	0.10
tblVehicleEF	MDV	0.21	0.17
tblVehicleEF	MDV	0.08	0.09
tblVehicleEF	MDV	0.03	0.02
tblVehicleEF	MDV	0.13	0.55
tblVehicleEF	MDV	0.23	0.42
tblVehicleEF	MDV	4.6290e-003	3.9610e-003
tblVehicleEF	MDV	1.1240e-003	8.5000e-004
tblVehicleEF	MDV	0.09	0.10
tblVehicleEF	MDV	0.21	0.17
tblVehicleEF	MDV	0.08	0.09
tblVehicleEF	MDV	0.04	0.03
tblVehicleEF	MDV	0.13	0.55
tblVehicleEF	MDV	0.25	0.46
tblVehicleEF	MH	0.03	3.2770e-003
tblVehicleEF	MH	0.02	0.00
tblVehicleEF	MH	2.33	0.33
tblVehicleEF	MH	5.58	0.00
tblVehicleEF	MH	998.83	934.95
tblVehicleEF	MH	57.38	0.00
tblVehicleEF	MH	1.57	4.29
tblVehicleEF	MH	0.01	0.02
tblVehicleEF	MH	0.04	0.14
tblVehicleEF	MH	1.0280e-003	0.00
tblVehicleEF	MH	3.2460e-003	4.0000e-003

tblVehicleEF	MH	0.04	0.13
tblVehicleEF	MH	9.4600e-004	0.00
tblVehicleEF	MH	1.47	0.00
tblVehicleEF	MH	0.08	0.00
tblVehicleEF	MH	0.51	0.00
tblVehicleEF	MH	0.08	0.07
tblVehicleEF	MH	0.03	0.00
tblVehicleEF	MH	0.33	0.00
tblVehicleEF	MH	9.9070e-003	8.8390e-003
tblVehicleEF	MH	6.7100e-004	0.00
tblVehicleEF	MH	1.47	0.00
tblVehicleEF	MH	0.08	0.00
tblVehicleEF	MH	0.51	0.00
tblVehicleEF	MH	0.11	0.08
tblVehicleEF	MH	0.03	0.00
tblVehicleEF	MH	0.36	0.00
tblVehicleEF	MH	0.03	3.2770e-003
tblVehicleEF	MH	0.02	0.00
tblVehicleEF	MH	2.40	0.33
tblVehicleEF	MH	5.19	0.00
tblVehicleEF	MH	998.83	934.95
tblVehicleEF	MH	57.38	0.00
tblVehicleEF	MH	1.46	4.05
tblVehicleEF	MH	0.01	0.02
tblVehicleEF	MH	0.04	0.14
tblVehicleEF	MH	1.0280e-003	0.00
tblVehicleEF	MH	3.2460e-003	4.0000e-003

tblVehicleEF	MH	0.04	0.13
tblVehicleEF	MH	9.4600e-004	0.00
tblVehicleEF	MH	2.69	0.00
tblVehicleEF	MH	0.09	0.00
tblVehicleEF	MH	1.00	0.00
tblVehicleEF	MH	0.09	0.07
tblVehicleEF	MH	0.03	0.00
tblVehicleEF	MH	0.31	0.00
tblVehicleEF	MH	9.9080e-003	8.8390e-003
tblVehicleEF	MH	6.6400e-004	0.00
tblVehicleEF	MH	2.69	0.00
tblVehicleEF	MH	0.09	0.00
tblVehicleEF	MH	1.00	0.00
tblVehicleEF	MH	0.12	0.08
tblVehicleEF	MH	0.03	0.00
tblVehicleEF	MH	0.34	0.00
tblVehicleEF	MH	0.03	3.2770e-003
tblVehicleEF	MH	0.02	0.00
tblVehicleEF	MH	2.32	0.33
tblVehicleEF	MH	5.61	0.00
tblVehicleEF	MH	998.83	934.95
tblVehicleEF	MH	57.38	0.00
tblVehicleEF	MH	1.55	4.25
tblVehicleEF	MH	0.01	0.02
tblVehicleEF	MH	0.04	0.14
tblVehicleEF	MH	1.0280e-003	0.00
tblVehicleEF	MH	3.2460e-003	4.0000e-003

tblVehicleEF	MH	0.04	0.13
tblVehicleEF	MH	9.4600e-004	0.00
tblVehicleEF	MH	1.48	0.00
tblVehicleEF	MH	0.10	0.00
tblVehicleEF	MH	0.50	0.00
tblVehicleEF	MH	0.08	0.07
tblVehicleEF	MH	0.03	0.00
tblVehicleEF	MH	0.33	0.00
tblVehicleEF	MH	9.9070e-003	8.8390e-003
tblVehicleEF	MH	6.7200e-004	0.00
tblVehicleEF	MH	1.48	0.00
tblVehicleEF	MH	0.10	0.00
tblVehicleEF	MH	0.50	0.00
tblVehicleEF	MH	0.11	0.08
tblVehicleEF	MH	0.03	0.00
tblVehicleEF	MH	0.36	0.00
tblVehicleEF	MHD	0.02	3.1740e-003
tblVehicleEF	MHD	3.1970e-003	3.4150e-003
tblVehicleEF	MHD	0.05	8.4360e-003
tblVehicleEF	MHD	0.35	0.34
tblVehicleEF	MHD	0.24	0.36
tblVehicleEF	MHD	5.47	0.98
tblVehicleEF	MHD	152.51	72.73
tblVehicleEF	MHD	1,062.94	972.64
tblVehicleEF	MHD	54.61	8.27
tblVehicleEF	MHD	0.61	0.57
tblVehicleEF	MHD	0.89	1.55

tblVehicleEF	MHD	9.8000e-004	1.4440e-003
tblVehicleEF	MHD	5.7040e-003	0.05
tblVehicleEF	MHD	7.4900e-004	9.5000e-005
tblVehicleEF	MHD	9.3700e-004	1.3820e-003
tblVehicleEF	MHD	5.4540e-003	0.04
tblVehicleEF	MHD	6.8900e-004	8.7000e-005
tblVehicleEF	MHD	1.6000e-003	6.7900e-004
tblVehicleEF	MHD	0.05	0.02
tblVehicleEF	MHD	0.03	0.02
tblVehicleEF	MHD	8.0100e-004	3.4200e-004
tblVehicleEF	MHD	0.03	0.05
tblVehicleEF	MHD	0.02	0.10
tblVehicleEF	MHD	0.33	0.04
tblVehicleEF	MHD	1.4660e-003	6.9000e-004
tblVehicleEF	MHD	0.01	9.2620e-003
tblVehicleEF	MHD	6.4200e-004	8.2000e-005
tblVehicleEF	MHD	1.6000e-003	6.7900e-004
tblVehicleEF	MHD	0.05	0.02
tblVehicleEF	MHD	0.04	0.02
tblVehicleEF	MHD	8.0100e-004	3.4200e-004
tblVehicleEF	MHD	0.03	0.06
tblVehicleEF	MHD	0.02	0.10
tblVehicleEF	MHD	0.36	0.05
tblVehicleEF	MHD	0.02	3.0150e-003
tblVehicleEF	MHD	3.2380e-003	3.4390e-003
tblVehicleEF	MHD	0.05	8.1570e-003
tblVehicleEF	MHD	0.25	0.29

tblVehicleEF	MHD	0.25	0.36
tblVehicleEF	MHD	5.23	0.94
tblVehicleEF	MHD	161.54	73.65
tblVehicleEF	MHD	1,062.94	972.65
tblVehicleEF	MHD	54.61	8.20
tblVehicleEF	MHD	0.63	0.57
tblVehicleEF	MHD	0.83	1.46
tblVehicleEF	MHD	8.2600e-004	1.2200e-003
tblVehicleEF	MHD	5.7040e-003	0.05
tblVehicleEF	MHD	7.4900e-004	9.5000e-005
tblVehicleEF	MHD	7.9000e-004	1.1680e-003
tblVehicleEF	MHD	5.4540e-003	0.04
tblVehicleEF	MHD	6.8900e-004	8.7000e-005
tblVehicleEF	MHD	3.0890e-003	1.2990e-003
tblVehicleEF	MHD	0.05	0.02
tblVehicleEF	MHD	0.02	0.02
tblVehicleEF	MHD	1.5560e-003	6.6700e-004
tblVehicleEF	MHD	0.03	0.05
tblVehicleEF	MHD	0.02	0.10
tblVehicleEF	MHD	0.32	0.04
tblVehicleEF	MHD	1.5510e-003	6.9800e-004
tblVehicleEF	MHD	0.01	9.2620e-003
tblVehicleEF	MHD	6.3800e-004	8.1000e-005
tblVehicleEF	MHD	3.0890e-003	1.2990e-003
tblVehicleEF	MHD	0.05	0.02
tblVehicleEF	MHD	0.03	0.02
tblVehicleEF	MHD	1.5560e-003	6.6700e-004

tblVehicleEF	MHD	0.03	0.06
tblVehicleEF	MHD	0.02	0.10
tblVehicleEF	MHD	0.35	0.05
tblVehicleEF	MHD	0.02	3.4030e-003
tblVehicleEF	MHD	3.1690e-003	3.3980e-003
tblVehicleEF	MHD	0.05	8.5100e-003
tblVehicleEF	MHD	0.48	0.42
tblVehicleEF	MHD	0.24	0.36
tblVehicleEF	MHD	5.56	0.99
tblVehicleEF	MHD	140.03	71.45
tblVehicleEF	MHD	1,062.94	972.64
tblVehicleEF	MHD	54.61	8.30
tblVehicleEF	MHD	0.58	0.56
tblVehicleEF	MHD	0.88	1.54
tblVehicleEF	MHD	1.1920e-003	1.7540e-003
tblVehicleEF	MHD	5.7040e-003	0.05
tblVehicleEF	MHD	7.4900e-004	9.5000e-005
tblVehicleEF	MHD	1.1400e-003	1.6780e-003
tblVehicleEF	MHD	5.4540e-003	0.04
tblVehicleEF	MHD	6.8900e-004	8.7000e-005
tblVehicleEF	MHD	1.1940e-003	5.2100e-004
tblVehicleEF	MHD	0.05	0.02
tblVehicleEF	MHD	0.03	0.02
tblVehicleEF	MHD	6.2900e-004	2.7500e-004
tblVehicleEF	MHD	0.03	0.05
tblVehicleEF	MHD	0.02	0.11
tblVehicleEF	MHD	0.34	0.05

tblVehicleEF	MHD	1.3480e-003	6.7700e-004
tblVehicleEF	MHD	0.01	9.2610e-003
tblVehicleEF	MHD	6.4300e-004	8.2000e-005
tblVehicleEF	MHD	1.1940e-003	5.2100e-004
tblVehicleEF	MHD	0.05	0.02
tblVehicleEF	MHD	0.04	0.03
tblVehicleEF	MHD	6.2900e-004	2.7500e-004
tblVehicleEF	MHD	0.03	0.06
tblVehicleEF	MHD	0.02	0.11
tblVehicleEF	MHD	0.37	0.05
tblVehicleEF	OBUS	0.01	8.6690e-003
tblVehicleEF	OBUS	6.8270e-003	6.2940e-003
tblVehicleEF	OBUS	0.03	0.02
tblVehicleEF	OBUS	0.27	0.49
tblVehicleEF	OBUS	0.46	0.72
tblVehicleEF	OBUS	5.79	2.51
tblVehicleEF	OBUS	74.97	71.08
tblVehicleEF	OBUS	1,092.94	1,371.04
tblVehicleEF	OBUS	69.71	20.56
tblVehicleEF	OBUS	0.31	0.33
tblVehicleEF	OBUS	0.97	1.20
tblVehicleEF	OBUS	6.8000e-005	5.9500e-004
tblVehicleEF	OBUS	5.0070e-003	0.02
tblVehicleEF	OBUS	8.4500e-004	1.9400e-004
tblVehicleEF	OBUS	6.5000e-005	5.6900e-004
tblVehicleEF	OBUS	4.7740e-003	0.02
tblVehicleEF	OBUS	7.7700e-004	1.7800e-004

tblVehicleEF	OBUS	2.1110e-003	2.6170e-003
tblVehicleEF	OBUS	0.02	0.02
tblVehicleEF	OBUS	0.04	0.05
tblVehicleEF	OBUS	9.1000e-004	1.1260e-003
tblVehicleEF	OBUS	0.03	0.05
tblVehicleEF	OBUS	0.05	0.26
tblVehicleEF	OBUS	0.36	0.12
tblVehicleEF	OBUS	7.2800e-004	6.7800e-004
tblVehicleEF	OBUS	0.01	0.01
tblVehicleEF	OBUS	7.9900e-004	2.0300e-004
tblVehicleEF	OBUS	2.1110e-003	2.6170e-003
tblVehicleEF	OBUS	0.02	0.02
tblVehicleEF	OBUS	0.05	0.06
tblVehicleEF	OBUS	9.1000e-004	1.1260e-003
tblVehicleEF	OBUS	0.04	0.06
tblVehicleEF	OBUS	0.05	0.26
tblVehicleEF	OBUS	0.39	0.13
tblVehicleEF	OBUS	0.01	8.7200e-003
tblVehicleEF	OBUS	6.9570e-003	6.4100e-003
tblVehicleEF	OBUS	0.03	0.02
tblVehicleEF	OBUS	0.26	0.48
tblVehicleEF	OBUS	0.46	0.73
tblVehicleEF	OBUS	5.41	2.35
tblVehicleEF	OBUS	78.41	70.99
tblVehicleEF	OBUS	1,092.94	1,371.06
tblVehicleEF	OBUS	69.71	20.28
tblVehicleEF	OBUS	0.32	0.32

tblVehicleEF	OBUS	0.91	1.12
tblVehicleEF	OBUS	5.7000e-005	5.0500e-004
tblVehicleEF	OBUS	5.0070e-003	0.02
tblVehicleEF	OBUS	8.4500e-004	1.9400e-004
tblVehicleEF	OBUS	5.4000e-005	4.8300e-004
tblVehicleEF	OBUS	4.7740e-003	0.02
tblVehicleEF	OBUS	7.7700e-004	1.7800e-004
tblVehicleEF	OBUS	3.9250e-003	4.7670e-003
tblVehicleEF	OBUS	0.02	0.03
tblVehicleEF	OBUS	0.04	0.05
tblVehicleEF	OBUS	1.7420e-003	2.1480e-003
tblVehicleEF	OBUS	0.03	0.05
tblVehicleEF	OBUS	0.05	0.26
tblVehicleEF	OBUS	0.34	0.12
tblVehicleEF	OBUS	7.6000e-004	6.7700e-004
tblVehicleEF	OBUS	0.01	0.01
tblVehicleEF	OBUS	7.9200e-004	2.0100e-004
tblVehicleEF	OBUS	3.9250e-003	4.7670e-003
tblVehicleEF	OBUS	0.02	0.03
tblVehicleEF	OBUS	0.05	0.07
tblVehicleEF	OBUS	1.7420e-003	2.1480e-003
tblVehicleEF	OBUS	0.04	0.06
tblVehicleEF	OBUS	0.05	0.26
tblVehicleEF	OBUS	0.38	0.13
tblVehicleEF	OBUS	0.01	8.6270e-003
tblVehicleEF	OBUS	6.8060e-003	6.2600e-003
tblVehicleEF	OBUS	0.03	0.02

tblVehicleEF	OBUS	0.28	0.50
tblVehicleEF	OBUS	0.46	0.72
tblVehicleEF	OBUS	5.84	2.54
tblVehicleEF	OBUS	70.22	71.20
tblVehicleEF	OBUS	1,092.94	1,371.03
tblVehicleEF	OBUS	69.71	20.60
tblVehicleEF	OBUS	0.29	0.33
tblVehicleEF	OBUS	0.97	1.20
tblVehicleEF	OBUS	8.2000e-005	7.1900e-004
tblVehicleEF	OBUS	5.0070e-003	0.02
tblVehicleEF	OBUS	8.4500e-004	1.9400e-004
tblVehicleEF	OBUS	7.9000e-005	6.8800e-004
tblVehicleEF	OBUS	4.7740e-003	0.02
tblVehicleEF	OBUS	7.7700e-004	1.7800e-004
tblVehicleEF	OBUS	1.8300e-003	2.3790e-003
tblVehicleEF	OBUS	0.02	0.03
tblVehicleEF	OBUS	0.04	0.05
tblVehicleEF	OBUS	8.3900e-004	1.0720e-003
tblVehicleEF	OBUS	0.03	0.05
tblVehicleEF	OBUS	0.05	0.28
tblVehicleEF	OBUS	0.36	0.12
tblVehicleEF	OBUS	6.8200e-004	6.7900e-004
tblVehicleEF	OBUS	0.01	0.01
tblVehicleEF	OBUS	7.9900e-004	2.0400e-004
tblVehicleEF	OBUS	1.8300e-003	2.3790e-003
tblVehicleEF	OBUS	0.02	0.03
tblVehicleEF	OBUS	0.05	0.06

tblVehicleEF	OBUS	8.3900e-004	1.0720e-003
tblVehicleEF	OBUS	0.04	0.06
tblVehicleEF	OBUS	0.05	0.28
tblVehicleEF	OBUS	0.40	0.13
tblVehicleEF	SBUS	0.82	0.08
tblVehicleEF	SBUS	0.01	6.3720e-003
tblVehicleEF	SBUS	0.06	7.0630e-003
tblVehicleEF	SBUS	7.82	3.08
tblVehicleEF	SBUS	0.60	0.51
tblVehicleEF	SBUS	6.53	0.94
tblVehicleEF	SBUS	1,137.52	365.13
tblVehicleEF	SBUS	1,098.11	1,104.50
tblVehicleEF	SBUS	54.55	6.09
tblVehicleEF	SBUS	9.42	3.47
tblVehicleEF	SBUS	4.31	4.62
tblVehicleEF	SBUS	9.5680e-003	3.7440e-003
tblVehicleEF	SBUS	0.01	0.01
tblVehicleEF	SBUS	0.02	0.03
tblVehicleEF	SBUS	4.7600e-004	4.2000e-005
tblVehicleEF	SBUS	9.1540e-003	3.5820e-003
tblVehicleEF	SBUS	2.6910e-003	2.6500e-003
tblVehicleEF	SBUS	0.02	0.03
tblVehicleEF	SBUS	4.3700e-004	3.9000e-005
tblVehicleEF	SBUS	4.8460e-003	1.4040e-003
tblVehicleEF	SBUS	0.03	9.3180e-003
tblVehicleEF	SBUS	0.93	0.36
tblVehicleEF	SBUS	2.2980e-003	6.7500e-004

tblVehicleEF	SBUS	0.10	0.09
tblVehicleEF	SBUS	0.02	0.06
tblVehicleEF	SBUS	0.36	0.04
tblVehicleEF	SBUS	0.01	3.4880e-003
tblVehicleEF	SBUS	0.01	0.01
tblVehicleEF	SBUS	6.5900e-004	6.0000e-005
tblVehicleEF	SBUS	4.8460e-003	1.4040e-003
tblVehicleEF	SBUS	0.03	9.3180e-003
tblVehicleEF	SBUS	1.33	0.52
tblVehicleEF	SBUS	2.2980e-003	6.7500e-004
tblVehicleEF	SBUS	0.12	0.11
tblVehicleEF	SBUS	0.02	0.06
tblVehicleEF	SBUS	0.39	0.04
tblVehicleEF	SBUS	0.82	0.08
tblVehicleEF	SBUS	0.01	6.4450e-003
tblVehicleEF	SBUS	0.05	5.9200e-003
tblVehicleEF	SBUS	7.71	3.04
tblVehicleEF	SBUS	0.61	0.52
tblVehicleEF	SBUS	4.73	0.68
tblVehicleEF	SBUS	1,189.12	374.76
tblVehicleEF	SBUS	1,098.11	1,104.52
tblVehicleEF	SBUS	54.55	5.66
tblVehicleEF	SBUS	9.72	3.55
tblVehicleEF	SBUS	4.05	4.35
tblVehicleEF	SBUS	8.0660e-003	3.1630e-003
tblVehicleEF	SBUS	0.01	0.01
tblVehicleEF	SBUS	0.02	0.03

tblVehicleEF	SBUS	4.7600e-004	4.2000e-005
tblVehicleEF	SBUS	7.7170e-003	3.0260e-003
tblVehicleEF	SBUS	2.6910e-003	2.6500e-003
tblVehicleEF	SBUS	0.02	0.03
tblVehicleEF	SBUS	4.3700e-004	3.9000e-005
tblVehicleEF	SBUS	8.7430e-003	2.5310e-003
tblVehicleEF	SBUS	0.03	9.8380e-003
tblVehicleEF	SBUS	0.92	0.36
tblVehicleEF	SBUS	4.2770e-003	1.2510e-003
tblVehicleEF	SBUS	0.10	0.09
tblVehicleEF	SBUS	0.01	0.05
tblVehicleEF	SBUS	0.30	0.03
tblVehicleEF	SBUS	0.01	3.5790e-003
tblVehicleEF	SBUS	0.01	0.01
tblVehicleEF	SBUS	6.2900e-004	5.6000e-005
tblVehicleEF	SBUS	8.7430e-003	2.5310e-003
tblVehicleEF	SBUS	0.03	9.8380e-003
tblVehicleEF	SBUS	1.33	0.52
tblVehicleEF	SBUS	4.2770e-003	1.2510e-003
tblVehicleEF	SBUS	0.12	0.11
tblVehicleEF	SBUS	0.01	0.05
tblVehicleEF	SBUS	0.33	0.04
tblVehicleEF	SBUS	0.82	0.08
tblVehicleEF	SBUS	0.01	6.3640e-003
tblVehicleEF	SBUS	0.06	7.3130e-003
tblVehicleEF	SBUS	7.98	3.13
tblVehicleEF	SBUS	0.60	0.51

tblVehicleEF	SBUS	6.89	0.98
tblVehicleEF	SBUS	1,066.27	351.83
tblVehicleEF	SBUS	1,098.11	1,104.50
tblVehicleEF	SBUS	54.55	6.17
tblVehicleEF	SBUS	9.00	3.35
tblVehicleEF	SBUS	4.26	4.59
tblVehicleEF	SBUS	0.01	4.5460e-003
tblVehicleEF	SBUS	0.01	0.01
tblVehicleEF	SBUS	0.02	0.03
tblVehicleEF	SBUS	4.7600e-004	4.2000e-005
tblVehicleEF	SBUS	0.01	4.3490e-003
tblVehicleEF	SBUS	2.6910e-003	2.6500e-003
tblVehicleEF	SBUS	0.02	0.03
tblVehicleEF	SBUS	4.3700e-004	3.9000e-005
tblVehicleEF	SBUS	4.2260e-003	1.2200e-003
tblVehicleEF	SBUS	0.03	9.5110e-003
tblVehicleEF	SBUS	0.93	0.36
tblVehicleEF	SBUS	2.2070e-003	6.5000e-004
tblVehicleEF	SBUS	0.10	0.09
tblVehicleEF	SBUS	0.02	0.07
tblVehicleEF	SBUS	0.37	0.04
tblVehicleEF	SBUS	0.01	3.3620e-003
tblVehicleEF	SBUS	0.01	0.01
tblVehicleEF	SBUS	6.6500e-004	6.1000e-005
tblVehicleEF	SBUS	4.2260e-003	1.2200e-003
tblVehicleEF	SBUS	0.03	9.5110e-003
tblVehicleEF	SBUS	1.34	0.52

tblVehicleEF	SBUS	2.2070e-003	6.5000e-004
tblVehicleEF	SBUS	0.12	0.11
tblVehicleEF	SBUS	0.02	0.07
tblVehicleEF	SBUS	0.41	0.05
tblVehicleEF	UBUS	1.44	3.35
tblVehicleEF	UBUS	0.08	0.02
tblVehicleEF	UBUS	7.89	26.06
tblVehicleEF	UBUS	14.42	1.47
tblVehicleEF	UBUS	1,799.80	1,617.41
tblVehicleEF	UBUS	153.89	18.02
tblVehicleEF	UBUS	4.15	0.32
tblVehicleEF	UBUS	0.49	0.09
tblVehicleEF	UBUS	0.01	0.02
tblVehicleEF	UBUS	0.04	2.9840e-003
tblVehicleEF	UBUS	1.4590e-003	1.6200e-004
tblVehicleEF	UBUS	0.21	0.04
tblVehicleEF	UBUS	3.0000e-003	5.4780e-003
tblVehicleEF	UBUS	0.04	2.8400e-003
tblVehicleEF	UBUS	1.3420e-003	1.4900e-004
tblVehicleEF	UBUS	9.4280e-003	1.8880e-003
tblVehicleEF	UBUS	0.11	0.01
tblVehicleEF	UBUS	4.6810e-003	8.4400e-004
tblVehicleEF	UBUS	0.46	0.05
tblVehicleEF	UBUS	0.02	0.06
tblVehicleEF	UBUS	1.13	0.08
tblVehicleEF	UBUS	9.6700e-003	4.8660e-003
tblVehicleEF	UBUS	1.8000e-003	1.7800e-004

tblVehicleEF	UBUS	9.4280e-003	1.8880e-003
tblVehicleEF	UBUS	0.11	0.01
tblVehicleEF	UBUS	4.6810e-003	8.4400e-004
tblVehicleEF	UBUS	1.94	3.43
tblVehicleEF	UBUS	0.02	0.06
tblVehicleEF	UBUS	1.23	0.08
tblVehicleEF	UBUS	1.44	3.35
tblVehicleEF	UBUS	0.08	0.02
tblVehicleEF	UBUS	7.95	26.06
tblVehicleEF	UBUS	12.35	1.25
tblVehicleEF	UBUS	1,799.80	1,617.41
tblVehicleEF	UBUS	153.89	17.65
tblVehicleEF	UBUS	3.87	0.31
tblVehicleEF	UBUS	0.49	0.09
tblVehicleEF	UBUS	0.01	0.02
tblVehicleEF	UBUS	0.04	2.9840e-003
tblVehicleEF	UBUS	1.4590e-003	1.6200e-004
tblVehicleEF	UBUS	0.21	0.04
tblVehicleEF	UBUS	3.0000e-003	5.4780e-003
tblVehicleEF	UBUS	0.04	2.8400e-003
tblVehicleEF	UBUS	1.3420e-003	1.4900e-004
tblVehicleEF	UBUS	0.02	3.3540e-003
tblVehicleEF	UBUS	0.13	0.01
tblVehicleEF	UBUS	9.3920e-003	1.6790e-003
tblVehicleEF	UBUS	0.47	0.05
tblVehicleEF	UBUS	0.02	0.06
tblVehicleEF	UBUS	1.03	0.07

tblVehicleEF	UBUS	9.6710e-003	4.8660e-003
tblVehicleEF	UBUS	1.7640e-003	1.7500e-004
tblVehicleEF	UBUS	0.02	3.3540e-003
tblVehicleEF	UBUS	0.13	0.01
tblVehicleEF	UBUS	9.3920e-003	1.6790e-003
tblVehicleEF	UBUS	1.95	3.43
tblVehicleEF	UBUS	0.02	0.06
tblVehicleEF	UBUS	1.12	0.08
tblVehicleEF	UBUS	1.44	3.35
tblVehicleEF	UBUS	0.08	0.02
tblVehicleEF	UBUS	7.88	26.06
tblVehicleEF	UBUS	14.60	1.46
tblVehicleEF	UBUS	1,799.80	1,617.41
tblVehicleEF	UBUS	153.89	18.00
tblVehicleEF	UBUS	4.12	0.32
tblVehicleEF	UBUS	0.49	0.09
tblVehicleEF	UBUS	0.01	0.02
tblVehicleEF	UBUS	0.04	2.9840e-003
tblVehicleEF	UBUS	1.4590e-003	1.6200e-004
tblVehicleEF	UBUS	0.21	0.04
tblVehicleEF	UBUS	3.0000e-003	5.4780e-003
tblVehicleEF	UBUS	0.04	2.8400e-003
tblVehicleEF	UBUS	1.3420e-003	1.4900e-004
tblVehicleEF	UBUS	8.6090e-003	1.9290e-003
tblVehicleEF	UBUS	0.13	0.01
tblVehicleEF	UBUS	4.2750e-003	8.8500e-004
tblVehicleEF	UBUS	0.46	0.05

tblVehicleEF	UBUS	0.03	0.07
tblVehicleEF	UBUS	1.13	0.08
tblVehicleEF	UBUS	9.6700e-003	4.8660e-003
tblVehicleEF	UBUS	1.8030e-003	1.7800e-004
tblVehicleEF	UBUS	8.6090e-003	1.9290e-003
tblVehicleEF	UBUS	0.13	0.01
tblVehicleEF	UBUS	4.2750e-003	8.8500e-004
tblVehicleEF	UBUS	1.94	3.43
tblVehicleEF	UBUS	0.03	0.07
tblVehicleEF	UBUS	1.24	0.08
tblVehicleTrips	CNW_TTP	41.00	0.00
tblVehicleTrips	CW_TTP	59.00	100.00
tblVehicleTrips	DV_TP	5.00	0.00
tblVehicleTrips	PB_TP	3.00	0.00
tblVehicleTrips	PR_TP	92.00	100.00
tblVehicleTrips	ST_TR	1.68	4.32
tblVehicleTrips	SU_TR	1.68	4.32
tblVehicleTrips	WD_TR	1.68	4.32

2.0 Emissions Summary

2.1 Overall Construction

Unmitigated Construction

	ROG	NOx	CO	SO2	Fugitive PM10	Exhaust PM10	PM10 Total	Fugitive PM2.5	Exhaust PM2.5	PM2.5 Total	Bio- CO2	NBio- CO2	Total CO2	CH4	N2O	CO2e
Year	tons/yr										MT/yr					
2021	0.0000	0.0000	0.0000	0.0000	0.0000	0.0000	0.0000	0.0000	0.0000	0.0000	0.0000	0.0000	0.0000	0.0000	0.0000	0.0000
Maximum	**0.0000**	**0.0000**	**0.0000**	**0.0000**	**0.0000**	**0.0000**	**0.0000**	**0.0000**	**0.0000**	**0.0000**	**0.0000**	**0.0000**	**0.0000**	**0.0000**	**0.0000**	**0.0000**

Mitigated Construction

	ROG	NOx	CO	SO2	Fugitive PM10	Exhaust PM10	PM10 Total	Fugitive PM2.5	Exhaust PM2.5	PM2.5 Total	Bio- CO2	NBio- CO2	Total CO2	CH4	N2O	CO2e
Year	tons/yr										MT/yr					
2021	0.0000	0.0000	0.0000	0.0000	0.0000	0.0000	0.0000	0.0000	0.0000	0.0000	0.0000	0.0000	0.0000	0.0000	0.0000	0.0000
Maximum	**0.0000**	**0.0000**	**0.0000**	**0.0000**	**0.0000**	**0.0000**	**0.0000**	**0.0000**	**0.0000**	**0.0000**	**0.0000**	**0.0000**	**0.0000**	**0.0000**	**0.0000**	**0.0000**

	ROG	**NOx**	**CO**	**SO2**	**Fugitive PM10**	**Exhaust PM10**	**PM10 Total**	**Fugitive PM2.5**	**Exhaust PM2.5**	**PM2.5 Total**	**Bio- CO2**	**NBio-CO2**	**Total CO2**	**CH4**	**N20**	**CO2e**
Percent Reduction	**0.00**	**0.00**	**0.00**	**0.00**	**0.00**	**0.00**	**0.00**	**0.00**	**0.00**	**0.00**	**0.00**	**0.00**	**0.00**	**0.00**	**0.00**	**0.00**

Quarter	Start Date	End Date	Maximum Unmitigated ROG + NOX (tons/quarter)	Maximum Mitigated ROG + NOX (tons/quarter)
		Highest		

2.2 Overall Operational

Unmitigated Operational

	ROG	NOx	CO	SO2	Fugitive PM10	Exhaust PM10	PM10 Total	Fugitive PM2.5	Exhaust PM2.5	PM2.5 Total	Bio- CO2	NBio- CO2	Total CO2	CH4	N2O	CO2e
Category	tons/yr										MT/yr					
Area	5.5778	5.1000e-004	0.0559	0.0000		2.0000e-004	2.0000e-004		2.0000e-004	2.0000e-004	0.0000	0.1085	0.1085	2.9000e-004	0.0000	0.1157
Energy	0.0103	0.0934	0.0785	5.6000e-004		7.1000e-003	7.1000e-003		7.1000e-003	7.1000e-003	0.0000	1,001.3216	1,001.3216	0.0391	9.5500e-003	1,005.1443
Mobile	2.4187	2.3909	34.4846	0.1124	12.9775	0.0590	13.0365	3.4445	0.0544	3.4989	0.0000	10,304.6962	10,304.6962	0.2257	0.0000	10,310.3379
Offroad	0.1113	1.1567	0.6922	2.8900e-003		0.0399	0.0399		0.0367	0.0367	0.0000	253.9608	253.9608	0.0821	0.0000	256.0142
Waste						0.0000	0.0000		0.0000	0.0000	254.2340	0.0000	254.2340	15.0248	0.0000	629.8540
Water						0.0000	0.0000		0.0000	0.0000	97.7500	1,278.2893	1,376.0393	10.0926	0.2480	1,702.2537
Total	**8.1182**	**3.6415**	**35.3112**	**0.1158**	**12.9775**	**0.1063**	**13.0837**	**3.4445**	**0.0984**	**3.5429**	**351.9840**	**12,838.3764**	**13,190.3604**	**25.4646**	**0.2575**	**13,903.7198**

2.2 Overall Operational

Mitigated Operational

	ROG	NOx	CO	SO2	Fugitive PM10	Exhaust PM10	PM10 Total	Fugitive PM2.5	Exhaust PM2.5	PM2.5 Total	Bio- CO2	NBio- CO2	Total CO2	CH4	N2O	CO2e
Category	tons/yr										MT/yr					
Area	5.5778	5.1000e-004	0.0559	0.0000		2.0000e-004	2.0000e-004		2.0000e-004	2.0000e-004	0.0000	0.1085	0.1085	2.9000e-004	0.0000	0.1157
Energy	0.0103	0.0934	0.0785	5.6000e-004		7.1000e-003	7.1000e-003		7.1000e-003	7.1000e-003	0.0000	1,001.3216	1,001.3216	0.0391	9.5500e-003	1,005.1443
Mobile	2.4187	2.3909	34.4846	0.1124	12.9775	0.0590	13.0365	3.4445	0.0544	3.4989	0.0000	10,304.6962	10,304.6962	0.2257	0.0000	10,310.3379
Offroad	0.1113	1.1567	0.6922	2.8900e-003		0.0399	0.0399		0.0367	0.0367	0.0000	253.9608	253.9608	0.0821	0.0000	256.0142
Waste						0.0000	0.0000		0.0000	0.0000	254.2340	0.0000	254.2340	15.0248	0.0000	629.8540
Water						0.0000	0.0000		0.0000	0.0000	97.7500	1,278.2893	1,376.0393	10.0926	0.2480	1,702.2537
Total	**8.1182**	**3.6415**	**35.3112**	**0.1158**	**12.9775**	**0.1063**	**13.0837**	**3.4445**	**0.0984**	**3.5429**	**351.9840**	**12,838.3764**	**13,190.3604**	**25.4646**	**0.2575**	**13,903.7198**

	ROG	NOx	CO	SO2	Fugitive PM10	Exhaust PM10	PM10 Total	Fugitive PM2.5	Exhaust PM2.5	PM2.5 Total	Bio- CO2	NBio-CO2	Total CO2	CH4	N20	CO2e
Percent Reduction	**0.00**	**0.00**	**0.00**	**0.00**	**0.00**	**0.00**	**0.00**	**0.00**	**0.00**	**0.00**	**0.00**	**0.00**	**0.00**	**0.00**	**0.00**	**0.00**

3.0 Construction Detail

Construction Phase

Phase Number	Phase Name	Phase Type	Start Date	End Date	Num Days Week	Num Days	Phase Description
1	Demolition	Demolition	6/1/2021	5/31/2021	5	0	

Acres of Grading (Site Preparation Phase): 0

Acres of Grading (Grading Phase): 0

Acres of Paving: 41.06

Residential Indoor: 0; Residential Outdoor: 0; Non-Residential Indoor: 0; Non-Residential Outdoor: 0; Striped Parking Area: 0 (Architectural Coating – sqft)

OffRoad Equipment

Phase Name	Offroad Equipment Type	Amount	Usage Hours	Horse Power	Load Factor
Demolition	Concrete/Industrial Saws	0	8.00	81	0.73
Demolition	Excavators	0	8.00	158	0.38
Demolition	Rubber Tired Dozers	0	8.00	247	0.40

Trips and VMT

Phase Name	Offroad Equipment Count	Worker Trip Number	Vendor Trip Number	Hauling Trip Number	Worker Trip Length	Vendor Trip Length	Hauling Trip Length	Worker Vehicle Class	Vendor Vehicle Class	Hauling Vehicle Class
Demolition	0	0.00	0.00	0.00	14.70	6.90	20.00	LD_Mix	HDT_Mix	HHDT

3.1 Mitigation Measures Construction

3.2 Demolition - 2021

Unmitigated Construction On-Site

	ROG	NOx	CO	SO2	Fugitive PM10	Exhaust PM10	PM10 Total	Fugitive PM2.5	Exhaust PM2.5	PM2.5 Total	Bio- CO2	NBio- CO2	Total CO2	CH4	N2O	CO2e
Category	tons/yr										MT/yr					
Off-Road	0.0000	0.0000	0.0000	0.0000	0.0000	0.0000	0.0000	0.0000	0.0000	0.0000	0.0000	0.0000	0.0000	0.0000	0.0000	0.0000
Total	**0.0000**	**0.0000**	**0.0000**	**0.0000**	**0.0000**	**0.0000**	**0.0000**	**0.0000**	**0.0000**	**0.0000**	**0.0000**	**0.0000**	**0.0000**	**0.0000**	**0.0000**	**0.0000**

Unmitigated Construction Off-Site

	ROG	NOx	CO	SO2	Fugitive PM10	Exhaust PM10	PM10 Total	Fugitive PM2.5	Exhaust PM2.5	PM2.5 Total	Bio- CO2	NBio- CO2	Total CO2	CH4	N2O	CO2e
Category	tons/yr										MT/yr					
Hauling	0.0000	0.0000	0.0000	0.0000	0.0000	0.0000	0.0000	0.0000	0.0000	0.0000	0.0000	0.0000	0.0000	0.0000	0.0000	0.0000
Vendor	0.0000	0.0000	0.0000	0.0000	0.0000	0.0000	0.0000	0.0000	0.0000	0.0000	0.0000	0.0000	0.0000	0.0000	0.0000	0.0000
Worker	0.0000	0.0000	0.0000	0.0000	0.0000	0.0000	0.0000	0.0000	0.0000	0.0000	0.0000	0.0000	0.0000	0.0000	0.0000	0.0000
Total	**0.0000**	**0.0000**	**0.0000**	**0.0000**	**0.0000**	**0.0000**	**0.0000**	**0.0000**	**0.0000**	**0.0000**	**0.0000**	**0.0000**	**0.0000**	**0.0000**	**0.0000**	**0.0000**

3.2 Demolition - 2021

Mitigated Construction On-Site

	ROG	NOx	CO	SO2	Fugitive PM10	Exhaust PM10	PM10 Total	Fugitive PM2.5	Exhaust PM2.5	PM2.5 Total	Bio- CO2	NBio- CO2	Total CO2	CH4	N2O	CO2e
Category	tons/yr										MT/yr					
Off-Road	0.0000	0.0000	0.0000	0.0000	0.0000	0.0000	0.0000	0.0000	0.0000	0.0000	0.0000	0.0000	0.0000	0.0000	0.0000	0.0000
Total	**0.0000**	**0.0000**	**0.0000**	**0.0000**	**0.0000**	**0.0000**	**0.0000**	**0.0000**	**0.0000**	**0.0000**	**0.0000**	**0.0000**	**0.0000**	**0.0000**	**0.0000**	**0.0000**

Mitigated Construction Off-Site

	ROG	NOx	CO	SO2	Fugitive PM10	Exhaust PM10	PM10 Total	Fugitive PM2.5	Exhaust PM2.5	PM2.5 Total	Bio- CO2	NBio- CO2	Total CO2	CH4	N2O	CO2e
Category	tons/yr										MT/yr					
Hauling	0.0000	0.0000	0.0000	0.0000	0.0000	0.0000	0.0000	0.0000	0.0000	0.0000	0.0000	0.0000	0.0000	0.0000	0.0000	0.0000
Vendor	0.0000	0.0000	0.0000	0.0000	0.0000	0.0000	0.0000	0.0000	0.0000	0.0000	0.0000	0.0000	0.0000	0.0000	0.0000	0.0000
Worker	0.0000	0.0000	0.0000	0.0000	0.0000	0.0000	0.0000	0.0000	0.0000	0.0000	0.0000	0.0000	0.0000	0.0000	0.0000	0.0000
Total	**0.0000**	**0.0000**	**0.0000**	**0.0000**	**0.0000**	**0.0000**	**0.0000**	**0.0000**	**0.0000**	**0.0000**	**0.0000**	**0.0000**	**0.0000**	**0.0000**	**0.0000**	**0.0000**

4.0 Operational Detail - Mobile

4.1 Mitigation Measures Mobile

	ROG	NOx	CO	SO2	Fugitive PM10	Exhaust PM10	PM10 Total	Fugitive PM2.5	Exhaust PM2.5	PM2.5 Total	Bio- CO2	NBio- CO2	Total CO2	CH4	N2O	CO2e
Category	tons/yr										MT/yr					
Mitigated	2.4187	2.3909	34.4846	0.1124	12.9775	0.0590	13.0365	3.4445	0.0544	3.4989	0.0000	10,304.6962	10,304.6962	0.2257	0.0000	10,310.3379
Unmitigated	2.4187	2.3909	34.4846	0.1124	12.9775	0.0590	13.0365	3.4445	0.0544	3.4989	0.0000	10,304.6962	10,304.6962	0.2257	0.0000	10,310.3379

4.2 Trip Summary Information

	Average Daily Trip Rate			Unmitigated	Mitigated
Land Use	Weekday	Saturday	Sunday	Annual VMT	Annual VMT
Other Asphalt Surfaces	0.00	0.00	0.00		
Parking Lot	0.00	0.00	0.00		
Unrefrigerated Warehouse-No Rail	5,750.02	5,750.02	5750.02	34,743,916	34,743,916
Total	5,750.02	5,750.02	5,750.02	34,743,916	34,743,916

4.3 Trip Type Information

	Miles			Trip %			Trip Purpose %		
Land Use	H-W or C-W	H-S or C-C	H-O or C-NW	H-W or C-W	H-S or C-C	H-O or C-NW	Primary	Diverted	Pass-by
Other Asphalt Surfaces	16.60	8.40	6.90	0.00	0.00	0.00	0	0	0
Parking Lot	16.60	8.40	6.90	0.00	0.00	0.00	0	0	0
Unrefrigerated Warehouse-No	16.60	8.40	6.90	100.00	0.00	0.00	100	0	0

4.4 Fleet Mix

Land Use	LDA	LDT1	LDT2	MDV	LHD1	LHD2	MHD	HHD	OBUS	UBUS	MCY	SBUS	MH
Other Asphalt Surfaces	0.545527	0.036856	0.186032	0.115338	0.015222	0.004970	0.017525	0.069528	0.001397	0.001160	0.004547	0.000932	0.000965
Parking Lot	0.545527	0.036856	0.186032	0.115338	0.015222	0.004970	0.017525	0.069528	0.001397	0.001160	0.004547	0.000932	0.000965
Unrefrigerated Warehouse-No Rail	0.623000	0.040400	0.212100	0.124500	0.000000	0.000000	0.000000	0.000000	0.000000	0.000000	0.000000	0.000000	0.000000

5.0 Energy Detail

Historical Energy Use: N

5.1 Mitigation Measures Energy

	ROG	NOx	CO	SO2	Fugitive PM10	Exhaust PM10	PM10 Total	Fugitive PM2.5	Exhaust PM2.5	PM2.5 Total	Bio- CO2	NBio- CO2	Total CO2	CH4	N2O	CO2e
Category	tons/yr										MT/yr					
Electricity Mitigated						0.0000	0.0000		0.0000	0.0000	0.0000	899.6474	899.6474	0.0371	7.6800e-003	902.8659
Electricity Unmitigated						0.0000	0.0000		0.0000	0.0000	0.0000	899.6474	899.6474	0.0371	7.6800e-003	902.8659
NaturalGas Mitigated	0.0103	0.0934	0.0785	5.6000e-004		7.1000e-003	7.1000e-003		7.1000e-003	7.1000e-003	0.0000	101.6743	101.6743	1.9500e-003	1.8600e-003	102.2784
NaturalGas Unmitigated	0.0103	0.0934	0.0785	5.6000e-004		7.1000e-003	7.1000e-003		7.1000e-003	7.1000e-003	0.0000	101.6743	101.6743	1.9500e-003	1.8600e-003	102.2784

5.2 Energy by Land Use - NaturalGas

Unmitigated

	NaturalGas Use	ROG	NOx	CO	SO2	Fugitive PM10	Exhaust PM10	PM10 Total	Fugitive PM2.5	Exhaust PM2.5	PM2.5 Total	Bio- CO2	NBio- CO2	Total CO2	CH4	N2O	CO2e
Land Use	kBTU/yr	tons/yr										MT/yr					
Other Asphalt Surfaces	0	0.0000	0.0000	0.0000	0.0000		0.0000	0.0000		0.0000	0.0000	0.0000	0.0000	0.0000	0.0000	0.0000	0.0000
Parking Lot	0	0.0000	0.0000	0.0000	0.0000		0.0000	0.0000		0.0000	0.0000	0.0000	0.0000	0.0000	0.0000	0.0000	0.0000
Unrefrigerated Warehouse-No Rail	1.9053e+006	0.0103	0.0934	0.0785	5.6000e-004		7.1000e-003	7.1000e-003		7.1000e-003	7.1000e-003	0.0000	101.6743	101.6743	1.9500e-003	1.8600e-003	102.2784
Total		**0.0103**	**0.0934**	**0.0785**	**5.6000e-004**		**7.1000e-003**	**7.1000e-003**		**7.1000e-003**	**7.1000e-003**	**0.0000**	**101.6743**	**101.6743**	**1.9500e-003**	**1.8600e-003**	**102.2784**

Mitigated

	NaturalGas Use	ROG	NOx	CO	SO2	Fugitive PM10	Exhaust PM10	PM10 Total	Fugitive PM2.5	Exhaust PM2.5	PM2.5 Total	Bio- CO2	NBio- CO2	Total CO2	CH4	N2O	CO2e
Land Use	kBTU/yr	tons/yr										MT/yr					
Other Asphalt Surfaces	0	0.0000	0.0000	0.0000	0.0000		0.0000	0.0000		0.0000	0.0000	0.0000	0.0000	0.0000	0.0000	0.0000	0.0000
Parking Lot	0	0.0000	0.0000	0.0000	0.0000		0.0000	0.0000		0.0000	0.0000	0.0000	0.0000	0.0000	0.0000	0.0000	0.0000
Unrefrigerated Warehouse-No Rail	1.9053e+006	0.0103	0.0934	0.0785	5.6000e-004		7.1000e-003	7.1000e-003		7.1000e-003	7.1000e-003	0.0000	101.6743	101.6743	1.9500e-003	1.8600e-003	102.2784
Total		**0.0103**	**0.0934**	**0.0785**	**5.6000e-004**		**7.1000e-003**	**7.1000e-003**		**7.1000e-003**	**7.1000e-003**	**0.0000**	**101.6743**	**101.6743**	**1.9500e-003**	**1.8600e-003**	**102.2784**

5.3 Energy by Land Use - Electricity

Unmitigated

	Electricity Use	Total CO2	CH4	N2O	CO2e
Land Use	kWh/yr	MT/yr			
Other Asphalt Surfaces	0	0.0000	0.0000	0.0000	0.0000
Parking Lot	292040	93.0502	3.8400e-003	7.9000e-004	93.3831
Unrefrigerated Warehouse-No Rail	2.53152e+006	806.5972	0.0333	6.8900e-003	809.4828
Total		**899.6474**	**0.0371**	**7.6800e-003**	**902.8659**

Mitigated

	Electricity Use	Total CO2	CH4	N2O	CO2e
Land Use	kWh/yr	MT/yr			
Other Asphalt Surfaces	0	0.0000	0.0000	0.0000	0.0000
Parking Lot	292040	93.0502	3.8400e-003	7.9000e-004	93.3831
Unrefrigerated Warehouse-No Rail	2.53152e+006	806.5972	0.0333	6.8900e-003	809.4828
Total		**899.6474**	**0.0371**	**7.6800e-003**	**902.8659**

6.0 Area Detail

6.1 Mitigation Measures Area

	ROG	NOx	CO	SO2	Fugitive PM10	Exhaust PM10	PM10 Total	Fugitive PM2.5	Exhaust PM2.5	PM2.5 Total	Bio- CO2	NBio- CO2	Total CO2	CH4	N2O	CO2e
Category	tons/yr										MT/yr					
Mitigated	5.5778	5.1000e-004	0.0559	0.0000		2.0000e-004	2.0000e-004		2.0000e-004	2.0000e-004	0.0000	0.1085	0.1085	2.9000e-004	0.0000	0.1157
Unmitigated	5.5778	5.1000e-004	0.0559	0.0000		2.0000e-004	2.0000e-004		2.0000e-004	2.0000e-004	0.0000	0.1085	0.1085	2.9000e-004	0.0000	0.1157

6.2 Area by SubCategory

Unmitigated

	ROG	NOx	CO	SO2	Fugitive PM10	Exhaust PM10	PM10 Total	Fugitive PM2.5	Exhaust PM2.5	PM2.5 Total	Bio- CO2	NBio- CO2	Total CO2	CH4	N2O	CO2e
SubCategory	tons/yr										MT/yr					
Architectural Coating	0.6424					0.0000	0.0000		0.0000	0.0000	0.0000	0.0000	0.0000	0.0000	0.0000	0.0000
Consumer Products	4.9302					0.0000	0.0000		0.0000	0.0000	0.0000	0.0000	0.0000	0.0000	0.0000	0.0000
Landscaping	5.2000e-003	5.1000e-004	0.0559	0.0000		2.0000e-004	2.0000e-004		2.0000e-004	2.0000e-004	0.0000	0.1085	0.1085	2.9000e-004	0.0000	0.1157
Total	**5.5778**	**5.1000e-004**	**0.0559**	**0.0000**		**2.0000e-004**	**2.0000e-004**		**2.0000e-004**	**2.0000e-004**	**0.0000**	**0.1085**	**0.1085**	**2.9000e-004**	**0.0000**	**0.1157**

Mitigated

	ROG	NOx	CO	SO2	Fugitive PM10	Exhaust PM10	PM10 Total	Fugitive PM2.5	Exhaust PM2.5	PM2.5 Total	Bio- CO2	NBio- CO2	Total CO2	CH4	N2O	CO2e
SubCategory	tons/yr										MT/yr					
Architectural Coating	0.6424					0.0000	0.0000		0.0000	0.0000	0.0000	0.0000	0.0000	0.0000	0.0000	0.0000
Consumer Products	4.9302					0.0000	0.0000		0.0000	0.0000	0.0000	0.0000	0.0000	0.0000	0.0000	0.0000
Landscaping	5.2000e-003	5.1000e-004	0.0559	0.0000		2.0000e-004	2.0000e-004		2.0000e-004	2.0000e-004	0.0000	0.1085	0.1085	2.9000e-004	0.0000	0.1157
Total	**5.5778**	**5.1000e-004**	**0.0559**	**0.0000**		**2.0000e-004**	**2.0000e-004**		**2.0000e-004**	**2.0000e-004**	**0.0000**	**0.1085**	**0.1085**	**2.9000e-004**	**0.0000**	**0.1157**

7.0 Water Detail

7.1 Mitigation Measures Water

	Total CO2	CH4	N2O	CO2e
Category	MT/yr			
Mitigated	1,376.0393	10.0926	0.2480	1,702.2537
Unmitigated	1,376.0393	10.0926	0.2480	1,702.2537

7.2 Water by Land Use

Unmitigated

	Indoor/Outdoor Use	Total CO2	CH4	N2O	CO2e
Land Use	Mgal	MT/yr			
Other Asphalt Surfaces	0 / 0	0.0000	0.0000	0.0000	0.0000
Parking Lot	0 / 0	0.0000	0.0000	0.0000	0.0000
Unrefrigerated Warehouse-No Rail	308.113 / 0	1,376.0393	10.0926	0.2480	1,702.2537
Total		**1,376.0393**	**10.0926**	**0.2480**	**1,702.2537**

7.2 Water by Land Use

Mitigated

	Indoor/Outdoor Use	Total CO2	CH4	N2O	CO2e
Land Use	Mgal	MT/yr			
Other Asphalt Surfaces	0 / 0	0.0000	0.0000	0.0000	0.0000
Parking Lot	0 / 0	0.0000	0.0000	0.0000	0.0000
Unrefrigerated Warehouse-No Rail	308.113 / 0	1,376.0393	10.0926	0.2480	1,702.2537
Total		**1,376.0393**	**10.0926**	**0.2480**	**1,702.2537**

8.0 Waste Detail

8.1 Mitigation Measures Waste

Category/Year

	Total CO2	CH4	N2O	CO2e
	MT/yr			
Mitigated	254.2340	15.0248	0.0000	629.8540
Unmitigated	254.2340	15.0248	0.0000	629.8540

8.2 Waste by Land Use

Unmitigated

	Waste Disposed	Total CO2	CH4	N2O	CO2e
Land Use	tons	MT/yr			
Other Asphalt Surfaces	0	0.0000	0.0000	0.0000	0.0000
Parking Lot	0	0.0000	0.0000	0.0000	0.0000
Unrefrigerated Warehouse-No Rail	1252.44	254.2340	15.0248	0.0000	629.8540
Total		**254.2340**	**15.0248**	**0.0000**	**629.8540**

8.2 Waste by Land Use

Mitigated

	Waste Disposed	Total CO2	CH4	N2O	CO2e
Land Use	tons	MT/yr			
Other Asphalt Surfaces	0	0.0000	0.0000	0.0000	0.0000
Parking Lot	0	0.0000	0.0000	0.0000	0.0000
Unrefrigerated Warehouse-No Rail	1252.44	254.2340	15.0248	0.0000	629.8540
Total		**254.2340**	**15.0248**	**0.0000**	**629.8540**

9.0 Operational Offroad

Equipment Type	Number	Hours/Day	Days/Year	Horse Power	Load Factor	Fuel Type
Tractors/Loaders/Backhoes	5	4.00	365	200	0.37	CNG

UnMitigated/Mitigated

	ROG	NOx	CO	SO2	Fugitive PM10	Exhaust PM10	PM10 Total	Fugitive PM2.5	Exhaust PM2.5	PM2.5 Total	Bio- CO2	NBio- CO2	Total CO2	CH4	N2O	CO2e
Equipment Type	tons/yr										MT/yr					
Tractors/Loaders/ Backhoes	0.1113	1.1567	0.6922	2.8900e-003		0.0399	0.0399		0.0367	0.0367	0.0000	253.9608	253.9608	0.0821	0.0000	256.0142
Total	**0.1113**	**1.1567**	**0.6922**	**2.8900e-003**		**0.0399**	**0.0399**		**0.0367**	**0.0367**	**0.0000**	**253.9608**	**253.9608**	**0.0821**	**0.0000**	**256.0142**

10.0 Stationary Equipment

Fire Pumps and Emergency Generators

Equipment Type	Number	Hours/Day	Hours/Year	Horse Power	Load Factor	Fuel Type

Boilers

Equipment Type	Number	Heat Input/Day	Heat Input/Year	Boiler Rating	Fuel Type

User Defined Equipment

Equipment Type	Number

11.0 Vegetation

This page intentionally left blank

APPENDIX 4.3:

CALEEMOD PROJECT ANNUAL OPERATIONAL (TRUCKS) EMISSIONS MODEL OUTPUTS

Moreno Valley Trade Center - E-Commerce (Operations - Trucks)

Riverside-South Coast County, Annual

1.0 Project Characteristics

1.1 Land Usage

Land Uses	Size	Metric	Lot Acreage	Floor Surface Area	Population
Unrefrigerated Warehouse-No Rail	1,332.38	1000sqft	30.59	1,332,380.00	0
Other Asphalt Surfaces	954.51	1000sqft	21.91	954,505.00	0
Parking Lot	2,086.00	Space	19.15	834,400.00	0

1.2 Other Project Characteristics

Urbanization	Urban	**Wind Speed (m/s)**	2.4	**Precipitation Freq (Days)**	28
Climate Zone	10			**Operational Year**	2022
Utility Company	Southern California Edison				
CO2 Intensity (lb/MWhr)	702.44	**CH4 Intensity (lb/MWhr)**	0.029	**N2O Intensity (lb/MWhr)**	0.006

1.3 User Entered Comments & Non-Default Data

Project Characteristics -

Land Use - Total Project Area is 71.65 acres

Construction Phase - Operations Run Only.

Off-road Equipment - Operations Run Only.

Trips and VMT - Operations Run Only.

Vehicle Trips - Trip Characteristics based on information provided in the Moreno Valley Trade Center Traffic Impact Analysis by Translutions, Inc.

Energy Use - The Project will design building shells and building components to meet 2019 Title 24 Standards which expects 30% less energy for nonresidential uses

Operational Off-Road Equipment - Based on SCAQMD High Cube Warehouse Truck Trip Study White Paper Summary of Busniess Survey Results (2014)

Fleet Mix - Truck Fleet Mix estimated by rationing the Trip Rates for each truck type based on information provided in the TIA.

Vehicle Emission Factors - EMFAC2017

Vehicle Emission Factors - EMFAC2017

Vehicle Emission Factors - EMFAC2017

Table Name	Column Name	Default Value	New Value
tblConstructionPhase	NumDays	70.00	0.00
tblEnergyUse	LightingElect	1.17	0.82
tblEnergyUse	T24E	0.37	0.26
tblEnergyUse	T24NG	2.00	1.40
tblFleetMix	HHD	0.07	0.62
tblFleetMix	LDA	0.55	0.00
tblFleetMix	LDT1	0.04	0.00
tblFleetMix	LDT2	0.19	0.00
tblFleetMix	LHD1	0.02	0.21
tblFleetMix	LHD2	4.9700e-003	0.00
tblFleetMix	MCY	4.5470e-003	0.00
tblFleetMix	MDV	0.12	0.00
tblFleetMix	MH	9.6500e-004	0.00

tblFleetMix	MHD	0.02	0.18
tblFleetMix	OBUS	1.3970e-003	0.00
tblFleetMix	SBUS	9.3200e-004	0.00
tblFleetMix	UBUS	1.1600e-003	0.00
tblLandUse	LotAcreage	18.77	19.15
tblOffRoadEquipment	OffRoadEquipmentUnitAmount	1.00	0.00
tblOffRoadEquipment	OffRoadEquipmentUnitAmount	3.00	0.00
tblOffRoadEquipment	OffRoadEquipmentUnitAmount	2.00	0.00
tblOperationalOffRoadEquipment	OperDaysPerYear	260.00	365.00
tblOperationalOffRoadEquipment	OperFuelType	Diesel	CNG
tblOperationalOffRoadEquipment	OperHorsePower	97.00	200.00
tblOperationalOffRoadEquipment	OperHoursPerDay	8.00	4.00
tblOperationalOffRoadEquipment	OperOffRoadEquipmentNumber	0.00	5.00
tblVehicleEF	HHD	1.36	0.03
tblVehicleEF	HHD	0.03	0.02
tblVehicleEF	HHD	0.09	0.00
tblVehicleEF	HHD	3.11	7.94
tblVehicleEF	HHD	0.45	0.25
tblVehicleEF	HHD	1.41	2.7310e-003
tblVehicleEF	HHD	6,423.61	1,427.19
tblVehicleEF	HHD	1,444.51	1,313.58
tblVehicleEF	HHD	4.59	0.02
tblVehicleEF	HHD	24.87	7.34
tblVehicleEF	HHD	2.31	2.57
tblVehicleEF	HHD	0.01	3.4450e-003
tblVehicleEF	HHD	0.06	0.06
tblVehicleEF	HHD	0.04	0.04

tblVehicleEF	HHD	0.01	0.03
tblVehicleEF	HHD	3.7000e-005	0.00
tblVehicleEF	HHD	0.01	3.2960e-003
tblVehicleEF	HHD	0.03	0.03
tblVehicleEF	HHD	8.8650e-003	8.8960e-003
tblVehicleEF	HHD	0.01	0.03
tblVehicleEF	HHD	3.4000e-005	0.00
tblVehicleEF	HHD	7.3000e-005	2.0000e-006
tblVehicleEF	HHD	2.3460e-003	6.0000e-005
tblVehicleEF	HHD	0.80	0.57
tblVehicleEF	HHD	4.3000e-005	1.0000e-006
tblVehicleEF	HHD	0.06	0.04
tblVehicleEF	HHD	1.5800e-004	2.7500e-004
tblVehicleEF	HHD	0.04	1.0000e-006
tblVehicleEF	HHD	0.06	0.01
tblVehicleEF	HHD	0.01	0.01
tblVehicleEF	HHD	6.9000e-005	0.00
tblVehicleEF	HHD	7.3000e-005	2.0000e-006
tblVehicleEF	HHD	2.3460e-003	6.0000e-005
tblVehicleEF	HHD	0.92	0.65
tblVehicleEF	HHD	4.3000e-005	1.0000e-006
tblVehicleEF	HHD	0.10	0.06
tblVehicleEF	HHD	1.5800e-004	2.7500e-004
tblVehicleEF	HHD	0.04	1.0000e-006
tblVehicleEF	HHD	1.28	0.03
tblVehicleEF	HHD	0.03	0.02
tblVehicleEF	HHD	0.09	0.00

tblVehicleEF	HHD	2.26	7.79
tblVehicleEF	HHD	0.45	0.25
tblVehicleEF	HHD	1.34	2.5850e-003
tblVehicleEF	HHD	6,805.04	1,418.27
tblVehicleEF	HHD	1,444.51	1,313.58
tblVehicleEF	HHD	4.59	0.02
tblVehicleEF	HHD	25.67	7.07
tblVehicleEF	HHD	2.18	2.42
tblVehicleEF	HHD	9.3550e-003	3.0680e-003
tblVehicleEF	HHD	0.06	0.06
tblVehicleEF	HHD	0.04	0.04
tblVehicleEF	HHD	0.01	0.03
tblVehicleEF	HHD	3.7000e-005	0.00
tblVehicleEF	HHD	8.9510e-003	2.9360e-003
tblVehicleEF	HHD	0.03	0.03
tblVehicleEF	HHD	8.8650e-003	8.8960e-003
tblVehicleEF	HHD	0.01	0.03
tblVehicleEF	HHD	3.4000e-005	0.00
tblVehicleEF	HHD	1.3900e-004	3.0000e-006
tblVehicleEF	HHD	2.6650e-003	6.7000e-005
tblVehicleEF	HHD	0.75	0.60
tblVehicleEF	HHD	8.2000e-005	2.0000e-006
tblVehicleEF	HHD	0.06	0.04
tblVehicleEF	HHD	1.6100e-004	2.7900e-004
tblVehicleEF	HHD	0.04	1.0000e-006
tblVehicleEF	HHD	0.06	0.01
tblVehicleEF	HHD	0.01	0.01

tblVehicleEF	HHD	6.8000e-005	0.00
tblVehicleEF	HHD	1.3900e-004	3.0000e-006
tblVehicleEF	HHD	2.6650e-003	6.7000e-005
tblVehicleEF	HHD	0.87	0.68
tblVehicleEF	HHD	8.2000e-005	2.0000e-006
tblVehicleEF	HHD	0.10	0.06
tblVehicleEF	HHD	1.6100e-004	2.7900e-004
tblVehicleEF	HHD	0.04	1.0000e-006
tblVehicleEF	HHD	1.46	0.02
tblVehicleEF	HHD	0.03	1.9060e-003
tblVehicleEF	HHD	0.09	0.00
tblVehicleEF	HHD	4.28	8.13
tblVehicleEF	HHD	0.44	0.21
tblVehicleEF	HHD	1.42	2.7200e-003
tblVehicleEF	HHD	5,896.87	1,435.73
tblVehicleEF	HHD	1,444.51	1,302.97
tblVehicleEF	HHD	4.59	0.02
tblVehicleEF	HHD	23.77	7.68
tblVehicleEF	HHD	2.30	2.54
tblVehicleEF	HHD	0.01	3.9220e-003
tblVehicleEF	HHD	0.06	0.06
tblVehicleEF	HHD	0.04	0.04
tblVehicleEF	HHD	0.01	0.03
tblVehicleEF	HHD	3.7000e-005	0.00
tblVehicleEF	HHD	0.01	3.7530e-003
tblVehicleEF	HHD	0.03	0.03
tblVehicleEF	HHD	8.8650e-003	8.8670e-003

tblVehicleEF	HHD	0.01	0.03
tblVehicleEF	HHD	3.4000e-005	0.00
tblVehicleEF	HHD	5.5000e-005	2.0000e-006
tblVehicleEF	HHD	2.4470e-003	6.7000e-005
tblVehicleEF	HHD	0.86	0.53
tblVehicleEF	HHD	3.6000e-005	1.0000e-006
tblVehicleEF	HHD	0.06	0.04
tblVehicleEF	HHD	1.6900e-004	2.9200e-004
tblVehicleEF	HHD	0.04	1.0000e-006
tblVehicleEF	HHD	0.06	0.01
tblVehicleEF	HHD	0.01	0.01
tblVehicleEF	HHD	6.9000e-005	0.00
tblVehicleEF	HHD	5.5000e-005	2.0000e-006
tblVehicleEF	HHD	2.4470e-003	6.7000e-005
tblVehicleEF	HHD	0.99	0.60
tblVehicleEF	HHD	3.6000e-005	1.0000e-006
tblVehicleEF	HHD	0.10	0.05
tblVehicleEF	HHD	1.6900e-004	2.9200e-004
tblVehicleEF	HHD	0.04	1.0000e-006
tblVehicleEF	LDA	3.6620e-003	2.1670e-003
tblVehicleEF	LDA	4.7760e-003	0.05
tblVehicleEF	LDA	0.54	0.61
tblVehicleEF	LDA	1.05	2.07
tblVehicleEF	LDA	245.52	258.05
tblVehicleEF	LDA	56.65	53.14
tblVehicleEF	LDA	0.05	0.04
tblVehicleEF	LDA	1.5830e-003	1.3740e-003

tblVehicleEF	LDA	2.2500e-003	1.8360e-003
tblVehicleEF	LDA	1.4580e-003	1.2660e-003
tblVehicleEF	LDA	2.0690e-003	1.6880e-003
tblVehicleEF	LDA	0.05	0.07
tblVehicleEF	LDA	0.10	0.10
tblVehicleEF	LDA	0.04	0.05
tblVehicleEF	LDA	9.2080e-003	8.1890e-003
tblVehicleEF	LDA	0.04	0.20
tblVehicleEF	LDA	0.06	0.21
tblVehicleEF	LDA	2.4580e-003	2.5530e-003
tblVehicleEF	LDA	5.8400e-004	5.2600e-004
tblVehicleEF	LDA	0.05	0.07
tblVehicleEF	LDA	0.10	0.10
tblVehicleEF	LDA	0.04	0.05
tblVehicleEF	LDA	0.01	0.01
tblVehicleEF	LDA	0.04	0.20
tblVehicleEF	LDA	0.07	0.23
tblVehicleEF	LDA	4.1530e-003	2.4690e-003
tblVehicleEF	LDA	4.1450e-003	0.04
tblVehicleEF	LDA	0.66	0.75
tblVehicleEF	LDA	0.93	1.82
tblVehicleEF	LDA	267.36	280.58
tblVehicleEF	LDA	56.65	52.67
tblVehicleEF	LDA	0.04	0.03
tblVehicleEF	LDA	1.5830e-003	1.3740e-003
tblVehicleEF	LDA	2.2500e-003	1.8360e-003
tblVehicleEF	LDA	1.4580e-003	1.2660e-003

tblVehicleEF	LDA	2.0690e-003	1.6880e-003
tblVehicleEF	LDA	0.09	0.13
tblVehicleEF	LDA	0.11	0.11
tblVehicleEF	LDA	0.07	0.09
tblVehicleEF	LDA	0.01	9.2540e-003
tblVehicleEF	LDA	0.04	0.20
tblVehicleEF	LDA	0.06	0.18
tblVehicleEF	LDA	2.6780e-003	2.7760e-003
tblVehicleEF	LDA	5.8200e-004	5.2100e-004
tblVehicleEF	LDA	0.09	0.13
tblVehicleEF	LDA	0.11	0.11
tblVehicleEF	LDA	0.07	0.09
tblVehicleEF	LDA	0.02	0.01
tblVehicleEF	LDA	0.04	0.20
tblVehicleEF	LDA	0.06	0.20
tblVehicleEF	LDA	3.5320e-003	2.0910e-003
tblVehicleEF	LDA	4.9050e-003	0.05
tblVehicleEF	LDA	0.51	0.57
tblVehicleEF	LDA	1.08	2.11
tblVehicleEF	LDA	239.46	251.86
tblVehicleEF	LDA	56.65	53.22
tblVehicleEF	LDA	0.04	0.03
tblVehicleEF	LDA	1.5830e-003	1.3740e-003
tblVehicleEF	LDA	2.2500e-003	1.8360e-003
tblVehicleEF	LDA	1.4580e-003	1.2660e-003
tblVehicleEF	LDA	2.0690e-003	1.6880e-003
tblVehicleEF	LDA	0.04	0.05

tblVehicleEF	LDA	0.10	0.10
tblVehicleEF	LDA	0.03	0.04
tblVehicleEF	LDA	8.8850e-003	7.9080e-003
tblVehicleEF	LDA	0.04	0.23
tblVehicleEF	LDA	0.07	0.21
tblVehicleEF	LDA	2.3970e-003	2.4920e-003
tblVehicleEF	LDA	5.8500e-004	5.2700e-004
tblVehicleEF	LDA	0.04	0.05
tblVehicleEF	LDA	0.10	0.10
tblVehicleEF	LDA	0.03	0.04
tblVehicleEF	LDA	0.01	0.01
tblVehicleEF	LDA	0.04	0.23
tblVehicleEF	LDA	0.07	0.23
tblVehicleEF	LDT1	0.01	6.9370e-003
tblVehicleEF	LDT1	0.02	0.08
tblVehicleEF	LDT1	1.32	1.43
tblVehicleEF	LDT1	3.05	2.34
tblVehicleEF	LDT1	305.87	308.06
tblVehicleEF	LDT1	70.39	64.70
tblVehicleEF	LDT1	0.13	0.12
tblVehicleEF	LDT1	2.3960e-003	2.0960e-003
tblVehicleEF	LDT1	3.5150e-003	2.7320e-003
tblVehicleEF	LDT1	2.2060e-003	1.9290e-003
tblVehicleEF	LDT1	3.2320e-003	2.5120e-003
tblVehicleEF	LDT1	0.20	0.21
tblVehicleEF	LDT1	0.32	0.25
tblVehicleEF	LDT1	0.13	0.14

tblVehicleEF	LDT1	0.03	0.03
tblVehicleEF	LDT1	0.19	0.80
tblVehicleEF	LDT1	0.21	0.39
tblVehicleEF	LDT1	3.0750e-003	3.0480e-003
tblVehicleEF	LDT1	7.5800e-004	6.4000e-004
tblVehicleEF	LDT1	0.20	0.21
tblVehicleEF	LDT1	0.32	0.25
tblVehicleEF	LDT1	0.13	0.14
tblVehicleEF	LDT1	0.04	0.04
tblVehicleEF	LDT1	0.19	0.80
tblVehicleEF	LDT1	0.23	0.43
tblVehicleEF	LDT1	0.01	7.8400e-003
tblVehicleEF	LDT1	0.01	0.07
tblVehicleEF	LDT1	1.59	1.74
tblVehicleEF	LDT1	2.68	2.07
tblVehicleEF	LDT1	332.27	332.04
tblVehicleEF	LDT1	70.39	64.11
tblVehicleEF	LDT1	0.12	0.12
tblVehicleEF	LDT1	2.3960e-003	2.0960e-003
tblVehicleEF	LDT1	3.5150e-003	2.7320e-003
tblVehicleEF	LDT1	2.2060e-003	1.9290e-003
tblVehicleEF	LDT1	3.2320e-003	2.5120e-003
tblVehicleEF	LDT1	0.38	0.40
tblVehicleEF	LDT1	0.40	0.31
tblVehicleEF	LDT1	0.25	0.27
tblVehicleEF	LDT1	0.03	0.03
tblVehicleEF	LDT1	0.19	0.80

tblVehicleEF	LDT1	0.18	0.34
tblVehicleEF	LDT1	3.3430e-003	3.2860e-003
tblVehicleEF	LDT1	7.5100e-004	6.3400e-004
tblVehicleEF	LDT1	0.38	0.40
tblVehicleEF	LDT1	0.40	0.31
tblVehicleEF	LDT1	0.25	0.27
tblVehicleEF	LDT1	0.04	0.05
tblVehicleEF	LDT1	0.19	0.80
tblVehicleEF	LDT1	0.20	0.38
tblVehicleEF	LDT1	0.01	6.6720e-003
tblVehicleEF	LDT1	0.02	0.08
tblVehicleEF	LDT1	1.24	1.34
tblVehicleEF	LDT1	3.11	2.39
tblVehicleEF	LDT1	298.00	300.78
tblVehicleEF	LDT1	70.39	64.83
tblVehicleEF	LDT1	0.12	0.12
tblVehicleEF	LDT1	2.3960e-003	2.0960e-003
tblVehicleEF	LDT1	3.5150e-003	2.7320e-003
tblVehicleEF	LDT1	2.2060e-003	1.9290e-003
tblVehicleEF	LDT1	3.2320e-003	2.5120e-003
tblVehicleEF	LDT1	0.17	0.17
tblVehicleEF	LDT1	0.36	0.28
tblVehicleEF	LDT1	0.11	0.12
tblVehicleEF	LDT1	0.03	0.03
tblVehicleEF	LDT1	0.22	0.93
tblVehicleEF	LDT1	0.22	0.41
tblVehicleEF	LDT1	2.9950e-003	2.9760e-003

tblVehicleEF	LDT1	7.5900e-004	6.4200e-004
tblVehicleEF	LDT1	0.17	0.17
tblVehicleEF	LDT1	0.36	0.28
tblVehicleEF	LDT1	0.11	0.12
tblVehicleEF	LDT1	0.04	0.04
tblVehicleEF	LDT1	0.22	0.93
tblVehicleEF	LDT1	0.24	0.44
tblVehicleEF	LDT2	5.1640e-003	3.7850e-003
tblVehicleEF	LDT2	6.4600e-003	0.07
tblVehicleEF	LDT2	0.71	0.90
tblVehicleEF	LDT2	1.39	2.64
tblVehicleEF	LDT2	342.68	326.57
tblVehicleEF	LDT2	78.65	68.91
tblVehicleEF	LDT2	0.07	0.08
tblVehicleEF	LDT2	1.6000e-003	1.4270e-003
tblVehicleEF	LDT2	2.3460e-003	1.8750e-003
tblVehicleEF	LDT2	1.4710e-003	1.3130e-003
tblVehicleEF	LDT2	2.1570e-003	1.7240e-003
tblVehicleEF	LDT2	0.07	0.11
tblVehicleEF	LDT2	0.11	0.13
tblVehicleEF	LDT2	0.05	0.09
tblVehicleEF	LDT2	0.01	0.02
tblVehicleEF	LDT2	0.06	0.43
tblVehicleEF	LDT2	0.09	0.31
tblVehicleEF	LDT2	3.4320e-003	3.2310e-003
tblVehicleEF	LDT2	8.1000e-004	6.8200e-004
tblVehicleEF	LDT2	0.07	0.11

tblVehicleEF	LDT2	0.11	0.13
tblVehicleEF	LDT2	0.05	0.09
tblVehicleEF	LDT2	0.02	0.02
tblVehicleEF	LDT2	0.06	0.43
tblVehicleEF	LDT2	0.10	0.33
tblVehicleEF	LDT2	5.8560e-003	4.3030e-003
tblVehicleEF	LDT2	5.6090e-003	0.06
tblVehicleEF	LDT2	0.87	1.10
tblVehicleEF	LDT2	1.23	2.34
tblVehicleEF	LDT2	372.88	349.63
tblVehicleEF	LDT2	78.65	68.30
tblVehicleEF	LDT2	0.07	0.07
tblVehicleEF	LDT2	1.6000e-003	1.4270e-003
tblVehicleEF	LDT2	2.3460e-003	1.8750e-003
tblVehicleEF	LDT2	1.4710e-003	1.3130e-003
tblVehicleEF	LDT2	2.1570e-003	1.7240e-003
tblVehicleEF	LDT2	0.13	0.21
tblVehicleEF	LDT2	0.13	0.16
tblVehicleEF	LDT2	0.10	0.16
tblVehicleEF	LDT2	0.01	0.02
tblVehicleEF	LDT2	0.06	0.43
tblVehicleEF	LDT2	0.08	0.27
tblVehicleEF	LDT2	3.7360e-003	3.4590e-003
tblVehicleEF	LDT2	8.0700e-004	6.7600e-004
tblVehicleEF	LDT2	0.13	0.21
tblVehicleEF	LDT2	0.13	0.16
tblVehicleEF	LDT2	0.10	0.16

tblVehicleEF	LDT2	0.02	0.03
tblVehicleEF	LDT2	0.06	0.43
tblVehicleEF	LDT2	0.08	0.29
tblVehicleEF	LDT2	4.9650e-003	3.6320e-003
tblVehicleEF	LDT2	6.6500e-003	0.07
tblVehicleEF	LDT2	0.67	0.84
tblVehicleEF	LDT2	1.42	2.71
tblVehicleEF	LDT2	333.62	319.57
tblVehicleEF	LDT2	78.65	69.04
tblVehicleEF	LDT2	0.07	0.08
tblVehicleEF	LDT2	1.6000e-003	1.4270e-003
tblVehicleEF	LDT2	2.3460e-003	1.8750e-003
tblVehicleEF	LDT2	1.4710e-003	1.3130e-003
tblVehicleEF	LDT2	2.1570e-003	1.7240e-003
tblVehicleEF	LDT2	0.05	0.08
tblVehicleEF	LDT2	0.12	0.14
tblVehicleEF	LDT2	0.04	0.07
tblVehicleEF	LDT2	0.01	0.01
tblVehicleEF	LDT2	0.07	0.49
tblVehicleEF	LDT2	0.09	0.31
tblVehicleEF	LDT2	3.3410e-003	3.1620e-003
tblVehicleEF	LDT2	8.1000e-004	6.8300e-004
tblVehicleEF	LDT2	0.05	0.08
tblVehicleEF	LDT2	0.12	0.14
tblVehicleEF	LDT2	0.04	0.07
tblVehicleEF	LDT2	0.02	0.02
tblVehicleEF	LDT2	0.07	0.49

tblVehicleEF	LDT2	0.10	0.34
tblVehicleEF	LHD1	5.1810e-003	4.7600e-003
tblVehicleEF	LHD1	9.5070e-003	4.8390e-003
tblVehicleEF	LHD1	0.02	0.01
tblVehicleEF	LHD1	0.14	0.17
tblVehicleEF	LHD1	0.88	0.66
tblVehicleEF	LHD1	2.26	0.93
tblVehicleEF	LHD1	9.26	9.38
tblVehicleEF	LHD1	602.20	632.13
tblVehicleEF	LHD1	29.86	10.36
tblVehicleEF	LHD1	0.09	0.08
tblVehicleEF	LHD1	2.06	1.46
tblVehicleEF	LHD1	9.7000e-004	9.7900e-004
tblVehicleEF	LHD1	0.01	0.01
tblVehicleEF	LHD1	0.01	0.01
tblVehicleEF	LHD1	8.2900e-004	2.2300e-004
tblVehicleEF	LHD1	9.2800e-004	9.3700e-004
tblVehicleEF	LHD1	2.5490e-003	2.5040e-003
tblVehicleEF	LHD1	0.01	9.9950e-003
tblVehicleEF	LHD1	7.6200e-004	2.0500e-004
tblVehicleEF	LHD1	3.7780e-003	3.0170e-003
tblVehicleEF	LHD1	0.10	0.08
tblVehicleEF	LHD1	0.02	0.02
tblVehicleEF	LHD1	1.8760e-003	1.4960e-003
tblVehicleEF	LHD1	0.07	0.06
tblVehicleEF	LHD1	0.31	0.47
tblVehicleEF	LHD1	0.24	0.07

tblVehicleEF	LHD1	9.2000e-005	9.1000e-005
tblVehicleEF	LHD1	5.9030e-003	6.1480e-003
tblVehicleEF	LHD1	3.4200e-004	1.0300e-004
tblVehicleEF	LHD1	3.7780e-003	3.0170e-003
tblVehicleEF	LHD1	0.10	0.08
tblVehicleEF	LHD1	0.02	0.03
tblVehicleEF	LHD1	1.8760e-003	1.4960e-003
tblVehicleEF	LHD1	0.09	0.07
tblVehicleEF	LHD1	0.31	0.47
tblVehicleEF	LHD1	0.27	0.08
tblVehicleEF	LHD1	5.1810e-003	4.7720e-003
tblVehicleEF	LHD1	9.6980e-003	4.9170e-003
tblVehicleEF	LHD1	0.02	0.01
tblVehicleEF	LHD1	0.14	0.17
tblVehicleEF	LHD1	0.89	0.67
tblVehicleEF	LHD1	2.15	0.88
tblVehicleEF	LHD1	9.26	9.38
tblVehicleEF	LHD1	602.20	632.14
tblVehicleEF	LHD1	29.86	10.28
tblVehicleEF	LHD1	0.09	0.08
tblVehicleEF	LHD1	1.94	1.37
tblVehicleEF	LHD1	9.7000e-004	9.7900e-004
tblVehicleEF	LHD1	0.01	0.01
tblVehicleEF	LHD1	0.01	0.01
tblVehicleEF	LHD1	8.2900e-004	2.2300e-004
tblVehicleEF	LHD1	9.2800e-004	9.3700e-004
tblVehicleEF	LHD1	2.5490e-003	2.5040e-003

tblVehicleEF	LHD1	0.01	9.9950e-003
tblVehicleEF	LHD1	7.6200e-004	2.0500e-004
tblVehicleEF	LHD1	7.0590e-003	5.6440e-003
tblVehicleEF	LHD1	0.12	0.09
tblVehicleEF	LHD1	0.02	0.02
tblVehicleEF	LHD1	3.5660e-003	2.8600e-003
tblVehicleEF	LHD1	0.07	0.06
tblVehicleEF	LHD1	0.32	0.48
tblVehicleEF	LHD1	0.23	0.07
tblVehicleEF	LHD1	9.2000e-005	9.1000e-005
tblVehicleEF	LHD1	5.9030e-003	6.1480e-003
tblVehicleEF	LHD1	3.4000e-004	1.0200e-004
tblVehicleEF	LHD1	7.0590e-003	5.6440e-003
tblVehicleEF	LHD1	0.12	0.09
tblVehicleEF	LHD1	0.02	0.03
tblVehicleEF	LHD1	3.5660e-003	2.8600e-003
tblVehicleEF	LHD1	0.09	0.07
tblVehicleEF	LHD1	0.32	0.48
tblVehicleEF	LHD1	0.25	0.08
tblVehicleEF	LHD1	5.1810e-003	4.7590e-003
tblVehicleEF	LHD1	9.4900e-003	4.8280e-003
tblVehicleEF	LHD1	0.02	0.01
tblVehicleEF	LHD1	0.14	0.17
tblVehicleEF	LHD1	0.88	0.66
tblVehicleEF	LHD1	2.26	0.93
tblVehicleEF	LHD1	9.26	9.38
tblVehicleEF	LHD1	602.20	632.12

tblVehicleEF	LHD1	29.86	10.37
tblVehicleEF	LHD1	0.09	0.08
tblVehicleEF	LHD1	2.04	1.44
tblVehicleEF	LHD1	9.7000e-004	9.7900e-004
tblVehicleEF	LHD1	0.01	0.01
tblVehicleEF	LHD1	0.01	0.01
tblVehicleEF	LHD1	8.2900e-004	2.2300e-004
tblVehicleEF	LHD1	9.2800e-004	9.3700e-004
tblVehicleEF	LHD1	2.5490e-003	2.5040e-003
tblVehicleEF	LHD1	0.01	9.9950e-003
tblVehicleEF	LHD1	7.6200e-004	2.0500e-004
tblVehicleEF	LHD1	3.3490e-003	2.6630e-003
tblVehicleEF	LHD1	0.11	0.09
tblVehicleEF	LHD1	0.02	0.02
tblVehicleEF	LHD1	1.7110e-003	1.3580e-003
tblVehicleEF	LHD1	0.07	0.06
tblVehicleEF	LHD1	0.34	0.51
tblVehicleEF	LHD1	0.24	0.07
tblVehicleEF	LHD1	9.2000e-005	9.1000e-005
tblVehicleEF	LHD1	5.9020e-003	6.1480e-003
tblVehicleEF	LHD1	3.4200e-004	1.0300e-004
tblVehicleEF	LHD1	3.3490e-003	2.6630e-003
tblVehicleEF	LHD1	0.11	0.09
tblVehicleEF	LHD1	0.02	0.03
tblVehicleEF	LHD1	1.7110e-003	1.3580e-003
tblVehicleEF	LHD1	0.09	0.07
tblVehicleEF	LHD1	0.34	0.51

tblVehicleEF	LHD1	0.27	0.08
tblVehicleEF	LHD2	3.4600e-003	3.0860e-003
tblVehicleEF	LHD2	4.0020e-003	3.5550e-003
tblVehicleEF	LHD2	7.4040e-003	8.4670e-003
tblVehicleEF	LHD2	0.12	0.13
tblVehicleEF	LHD2	0.45	0.48
tblVehicleEF	LHD2	1.08	0.54
tblVehicleEF	LHD2	14.41	14.77
tblVehicleEF	LHD2	598.41	631.11
tblVehicleEF	LHD2	23.24	7.16
tblVehicleEF	LHD2	0.11	0.12
tblVehicleEF	LHD2	1.50	1.61
tblVehicleEF	LHD2	1.3120e-003	1.4480e-003
tblVehicleEF	LHD2	0.01	0.01
tblVehicleEF	LHD2	0.01	0.01
tblVehicleEF	LHD2	3.7000e-004	1.1000e-004
tblVehicleEF	LHD2	1.2550e-003	1.3860e-003
tblVehicleEF	LHD2	2.7000e-003	2.7130e-003
tblVehicleEF	LHD2	0.01	0.01
tblVehicleEF	LHD2	3.4000e-004	1.0100e-004
tblVehicleEF	LHD2	1.4050e-003	1.6110e-003
tblVehicleEF	LHD2	0.04	0.04
tblVehicleEF	LHD2	0.01	0.02
tblVehicleEF	LHD2	7.4200e-004	8.1800e-004
tblVehicleEF	LHD2	0.05	0.06
tblVehicleEF	LHD2	0.08	0.23
tblVehicleEF	LHD2	0.10	0.04

tblVehicleEF	LHD2	1.4000e-004	1.4100e-004
tblVehicleEF	LHD2	5.8170e-003	6.0810e-003
tblVehicleEF	LHD2	2.5200e-004	7.1000e-005
tblVehicleEF	LHD2	1.4050e-003	1.6110e-003
tblVehicleEF	LHD2	0.04	0.04
tblVehicleEF	LHD2	0.02	0.02
tblVehicleEF	LHD2	7.4200e-004	8.1800e-004
tblVehicleEF	LHD2	0.06	0.07
tblVehicleEF	LHD2	0.08	0.23
tblVehicleEF	LHD2	0.11	0.05
tblVehicleEF	LHD2	3.4600e-003	3.0930e-003
tblVehicleEF	LHD2	4.0450e-003	3.5800e-003
tblVehicleEF	LHD2	7.1500e-003	8.1830e-003
tblVehicleEF	LHD2	0.12	0.13
tblVehicleEF	LHD2	0.45	0.49
tblVehicleEF	LHD2	1.04	0.51
tblVehicleEF	LHD2	14.41	14.77
tblVehicleEF	LHD2	598.41	631.12
tblVehicleEF	LHD2	23.24	7.12
tblVehicleEF	LHD2	0.11	0.12
tblVehicleEF	LHD2	1.41	1.52
tblVehicleEF	LHD2	1.3120e-003	1.4480e-003
tblVehicleEF	LHD2	0.01	0.01
tblVehicleEF	LHD2	0.01	0.01
tblVehicleEF	LHD2	3.7000e-004	1.1000e-004
tblVehicleEF	LHD2	1.2550e-003	1.3860e-003
tblVehicleEF	LHD2	2.7000e-003	2.7130e-003

tblVehicleEF	LHD2	0.01	0.01
tblVehicleEF	LHD2	3.4000e-004	1.0100e-004
tblVehicleEF	LHD2	2.6530e-003	3.0380e-003
tblVehicleEF	LHD2	0.04	0.05
tblVehicleEF	LHD2	0.01	0.02
tblVehicleEF	LHD2	1.3950e-003	1.5540e-003
tblVehicleEF	LHD2	0.05	0.06
tblVehicleEF	LHD2	0.08	0.24
tblVehicleEF	LHD2	0.10	0.04
tblVehicleEF	LHD2	1.4000e-004	1.4100e-004
tblVehicleEF	LHD2	5.8170e-003	6.0810e-003
tblVehicleEF	LHD2	2.5100e-004	7.0000e-005
tblVehicleEF	LHD2	2.6530e-003	3.0380e-003
tblVehicleEF	LHD2	0.04	0.05
tblVehicleEF	LHD2	0.02	0.02
tblVehicleEF	LHD2	1.3950e-003	1.5540e-003
tblVehicleEF	LHD2	0.06	0.07
tblVehicleEF	LHD2	0.08	0.24
tblVehicleEF	LHD2	0.11	0.04
tblVehicleEF	LHD2	3.4600e-003	3.0850e-003
tblVehicleEF	LHD2	3.9920e-003	3.5470e-003
tblVehicleEF	LHD2	7.4470e-003	8.5290e-003
tblVehicleEF	LHD2	0.12	0.13
tblVehicleEF	LHD2	0.45	0.48
tblVehicleEF	LHD2	1.09	0.54
tblVehicleEF	LHD2	14.41	14.77
tblVehicleEF	LHD2	598.41	631.11

tblVehicleEF	LHD2	23.24	7.17
tblVehicleEF	LHD2	0.11	0.12
tblVehicleEF	LHD2	1.48	1.59
tblVehicleEF	LHD2	1.3120e-003	1.4480e-003
tblVehicleEF	LHD2	0.01	0.01
tblVehicleEF	LHD2	0.01	0.01
tblVehicleEF	LHD2	3.7000e-004	1.1000e-004
tblVehicleEF	LHD2	1.2550e-003	1.3860e-003
tblVehicleEF	LHD2	2.7000e-003	2.7130e-003
tblVehicleEF	LHD2	0.01	0.01
tblVehicleEF	LHD2	3.4000e-004	1.0100e-004
tblVehicleEF	LHD2	1.1040e-003	1.2560e-003
tblVehicleEF	LHD2	0.04	0.04
tblVehicleEF	LHD2	0.01	0.02
tblVehicleEF	LHD2	6.2900e-004	6.8000e-004
tblVehicleEF	LHD2	0.05	0.06
tblVehicleEF	LHD2	0.08	0.25
tblVehicleEF	LHD2	0.10	0.04
tblVehicleEF	LHD2	1.4000e-004	1.4100e-004
tblVehicleEF	LHD2	5.8170e-003	6.0810e-003
tblVehicleEF	LHD2	2.5200e-004	7.1000e-005
tblVehicleEF	LHD2	1.1040e-003	1.2560e-003
tblVehicleEF	LHD2	0.04	0.04
tblVehicleEF	LHD2	0.02	0.02
tblVehicleEF	LHD2	6.2900e-004	6.8000e-004
tblVehicleEF	LHD2	0.06	0.07
tblVehicleEF	LHD2	0.08	0.25

tblVehicleEF	LHD2	0.11	0.05
tblVehicleEF	MCY	0.42	0.32
tblVehicleEF	MCY	0.15	0.24
tblVehicleEF	MCY	19.14	19.26
tblVehicleEF	MCY	9.69	8.57
tblVehicleEF	MCY	166.26	208.19
tblVehicleEF	MCY	45.80	60.41
tblVehicleEF	MCY	1.12	1.12
tblVehicleEF	MCY	1.8240e-003	1.8040e-003
tblVehicleEF	MCY	3.3680e-003	2.8470e-003
tblVehicleEF	MCY	1.7050e-003	1.6870e-003
tblVehicleEF	MCY	3.1720e-003	2.6790e-003
tblVehicleEF	MCY	1.69	1.66
tblVehicleEF	MCY	0.85	0.84
tblVehicleEF	MCY	0.92	0.90
tblVehicleEF	MCY	2.13	2.14
tblVehicleEF	MCY	0.56	1.82
tblVehicleEF	MCY	2.06	1.82
tblVehicleEF	MCY	2.0370e-003	2.0600e-003
tblVehicleEF	MCY	6.7700e-004	5.9800e-004
tblVehicleEF	MCY	1.69	1.66
tblVehicleEF	MCY	0.85	0.84
tblVehicleEF	MCY	0.92	0.90
tblVehicleEF	MCY	2.63	2.64
tblVehicleEF	MCY	0.56	1.82
tblVehicleEF	MCY	2.24	1.98
tblVehicleEF	MCY	0.42	0.32

tblVehicleEF	MCY	0.14	0.22
tblVehicleEF	MCY	19.85	19.92
tblVehicleEF	MCY	9.10	8.00
tblVehicleEF	MCY	166.26	209.15
tblVehicleEF	MCY	45.80	58.86
tblVehicleEF	MCY	0.98	0.98
tblVehicleEF	MCY	1.8240e-003	1.8040e-003
tblVehicleEF	MCY	3.3680e-003	2.8470e-003
tblVehicleEF	MCY	1.7050e-003	1.6870e-003
tblVehicleEF	MCY	3.1720e-003	2.6790e-003
tblVehicleEF	MCY	3.36	3.29
tblVehicleEF	MCY	1.24	1.24
tblVehicleEF	MCY	2.10	2.05
tblVehicleEF	MCY	2.11	2.12
tblVehicleEF	MCY	0.56	1.82
tblVehicleEF	MCY	1.85	1.62
tblVehicleEF	MCY	2.0480e-003	2.0700e-003
tblVehicleEF	MCY	6.6100e-004	5.8200e-004
tblVehicleEF	MCY	3.36	3.29
tblVehicleEF	MCY	1.24	1.24
tblVehicleEF	MCY	2.10	2.05
tblVehicleEF	MCY	2.61	2.61
tblVehicleEF	MCY	0.56	1.82
tblVehicleEF	MCY	2.01	1.77
tblVehicleEF	MCY	0.42	0.32
tblVehicleEF	MCY	0.15	0.24
tblVehicleEF	MCY	18.68	18.80

tblVehicleEF	MCY	9.65	8.51
tblVehicleEF	MCY	166.26	207.43
tblVehicleEF	MCY	45.80	60.33
tblVehicleEF	MCY	1.12	1.12
tblVehicleEF	MCY	1.8240e-003	1.8040e-003
tblVehicleEF	MCY	3.3680e-003	2.8470e-003
tblVehicleEF	MCY	1.7050e-003	1.6870e-003
tblVehicleEF	MCY	3.1720e-003	2.6790e-003
tblVehicleEF	MCY	1.60	1.59
tblVehicleEF	MCY	1.04	1.03
tblVehicleEF	MCY	0.74	0.73
tblVehicleEF	MCY	2.12	2.13
tblVehicleEF	MCY	0.64	2.07
tblVehicleEF	MCY	2.07	1.82
tblVehicleEF	MCY	2.0300e-003	2.0530e-003
tblVehicleEF	MCY	6.7700e-004	5.9700e-004
tblVehicleEF	MCY	1.60	1.59
tblVehicleEF	MCY	1.04	1.03
tblVehicleEF	MCY	0.74	0.73
tblVehicleEF	MCY	2.62	2.63
tblVehicleEF	MCY	0.64	2.07
tblVehicleEF	MCY	2.26	1.98
tblVehicleEF	MDV	0.01	4.9040e-003
tblVehicleEF	MDV	0.02	0.08
tblVehicleEF	MDV	1.26	1.05
tblVehicleEF	MDV	2.88	3.10
tblVehicleEF	MDV	474.24	407.96

tblVehicleEF	MDV	107.24	85.75
tblVehicleEF	MDV	0.15	0.10
tblVehicleEF	MDV	1.6800e-003	1.4930e-003
tblVehicleEF	MDV	2.4130e-003	1.9530e-003
tblVehicleEF	MDV	1.5490e-003	1.3770e-003
tblVehicleEF	MDV	2.2190e-003	1.7960e-003
tblVehicleEF	MDV	0.11	0.13
tblVehicleEF	MDV	0.20	0.16
tblVehicleEF	MDV	0.09	0.11
tblVehicleEF	MDV	0.03	0.02
tblVehicleEF	MDV	0.11	0.49
tblVehicleEF	MDV	0.22	0.41
tblVehicleEF	MDV	4.7510e-003	4.0340e-003
tblVehicleEF	MDV	1.1230e-003	8.4900e-004
tblVehicleEF	MDV	0.11	0.13
tblVehicleEF	MDV	0.20	0.16
tblVehicleEF	MDV	0.09	0.11
tblVehicleEF	MDV	0.04	0.03
tblVehicleEF	MDV	0.11	0.49
tblVehicleEF	MDV	0.24	0.44
tblVehicleEF	MDV	0.01	5.5890e-003
tblVehicleEF	MDV	0.01	0.07
tblVehicleEF	MDV	1.53	1.28
tblVehicleEF	MDV	2.54	2.73
tblVehicleEF	MDV	514.80	432.45
tblVehicleEF	MDV	107.24	84.99
tblVehicleEF	MDV	0.14	0.10

tblVehicleEF	MDV	1.6800e-003	1.4930e-003
tblVehicleEF	MDV	2.4130e-003	1.9530e-003
tblVehicleEF	MDV	1.5490e-003	1.3770e-003
tblVehicleEF	MDV	2.2190e-003	1.7960e-003
tblVehicleEF	MDV	0.21	0.25
tblVehicleEF	MDV	0.23	0.19
tblVehicleEF	MDV	0.17	0.20
tblVehicleEF	MDV	0.03	0.02
tblVehicleEF	MDV	0.11	0.49
tblVehicleEF	MDV	0.19	0.35
tblVehicleEF	MDV	5.1610e-003	4.2760e-003
tblVehicleEF	MDV	1.1170e-003	8.4100e-004
tblVehicleEF	MDV	0.21	0.25
tblVehicleEF	MDV	0.23	0.19
tblVehicleEF	MDV	0.17	0.20
tblVehicleEF	MDV	0.05	0.03
tblVehicleEF	MDV	0.11	0.49
tblVehicleEF	MDV	0.21	0.39
tblVehicleEF	MDV	0.01	4.7070e-003
tblVehicleEF	MDV	0.02	0.09
tblVehicleEF	MDV	1.18	0.98
tblVehicleEF	MDV	2.94	3.17
tblVehicleEF	MDV	462.11	400.61
tblVehicleEF	MDV	107.24	85.90
tblVehicleEF	MDV	0.14	0.10
tblVehicleEF	MDV	1.6800e-003	1.4930e-003
tblVehicleEF	MDV	2.4130e-003	1.9530e-003

tblVehicleEF	MDV	1.5490e-003	1.3770e-003
tblVehicleEF	MDV	2.2190e-003	1.7960e-003
tblVehicleEF	MDV	0.09	0.10
tblVehicleEF	MDV	0.21	0.17
tblVehicleEF	MDV	0.08	0.09
tblVehicleEF	MDV	0.03	0.02
tblVehicleEF	MDV	0.13	0.55
tblVehicleEF	MDV	0.23	0.42
tblVehicleEF	MDV	4.6290e-003	3.9610e-003
tblVehicleEF	MDV	1.1240e-003	8.5000e-004
tblVehicleEF	MDV	0.09	0.10
tblVehicleEF	MDV	0.21	0.17
tblVehicleEF	MDV	0.08	0.09
tblVehicleEF	MDV	0.04	0.03
tblVehicleEF	MDV	0.13	0.55
tblVehicleEF	MDV	0.25	0.46
tblVehicleEF	MH	0.03	3.2770e-003
tblVehicleEF	MH	0.02	0.00
tblVehicleEF	MH	2.33	0.33
tblVehicleEF	MH	5.58	0.00
tblVehicleEF	MH	998.83	934.95
tblVehicleEF	MH	57.38	0.00
tblVehicleEF	MH	1.57	4.29
tblVehicleEF	MH	0.01	0.02
tblVehicleEF	MH	0.04	0.14
tblVehicleEF	MH	1.0280e-003	0.00
tblVehicleEF	MH	3.2460e-003	4.0000e-003

tblVehicleEF	MH	0.04	0.13
tblVehicleEF	MH	9.4600e-004	0.00
tblVehicleEF	MH	1.47	0.00
tblVehicleEF	MH	0.08	0.00
tblVehicleEF	MH	0.51	0.00
tblVehicleEF	MH	0.08	0.07
tblVehicleEF	MH	0.03	0.00
tblVehicleEF	MH	0.33	0.00
tblVehicleEF	MH	9.9070e-003	8.8390e-003
tblVehicleEF	MH	6.7100e-004	0.00
tblVehicleEF	MH	1.47	0.00
tblVehicleEF	MH	0.08	0.00
tblVehicleEF	MH	0.51	0.00
tblVehicleEF	MH	0.11	0.08
tblVehicleEF	MH	0.03	0.00
tblVehicleEF	MH	0.36	0.00
tblVehicleEF	MH	0.03	3.2770e-003
tblVehicleEF	MH	0.02	0.00
tblVehicleEF	MH	2.40	0.33
tblVehicleEF	MH	5.19	0.00
tblVehicleEF	MH	998.83	934.95
tblVehicleEF	MH	57.38	0.00
tblVehicleEF	MH	1.46	4.05
tblVehicleEF	MH	0.01	0.02
tblVehicleEF	MH	0.04	0.14
tblVehicleEF	MH	1.0280e-003	0.00
tblVehicleEF	MH	3.2460e-003	4.0000e-003

tblVehicleEF	MH	0.04	0.13
tblVehicleEF	MH	9.4600e-004	0.00
tblVehicleEF	MH	2.69	0.00
tblVehicleEF	MH	0.09	0.00
tblVehicleEF	MH	1.00	0.00
tblVehicleEF	MH	0.09	0.07
tblVehicleEF	MH	0.03	0.00
tblVehicleEF	MH	0.31	0.00
tblVehicleEF	MH	9.9080e-003	8.8390e-003
tblVehicleEF	MH	6.6400e-004	0.00
tblVehicleEF	MH	2.69	0.00
tblVehicleEF	MH	0.09	0.00
tblVehicleEF	MH	1.00	0.00
tblVehicleEF	MH	0.12	0.08
tblVehicleEF	MH	0.03	0.00
tblVehicleEF	MH	0.34	0.00
tblVehicleEF	MH	0.03	3.2770e-003
tblVehicleEF	MH	0.02	0.00
tblVehicleEF	MH	2.32	0.33
tblVehicleEF	MH	5.61	0.00
tblVehicleEF	MH	998.83	934.95
tblVehicleEF	MH	57.38	0.00
tblVehicleEF	MH	1.55	4.25
tblVehicleEF	MH	0.01	0.02
tblVehicleEF	MH	0.04	0.14
tblVehicleEF	MH	1.0280e-003	0.00
tblVehicleEF	MH	3.2460e-003	4.0000e-003

tblVehicleEF	MH	0.04	0.13
tblVehicleEF	MH	9.4600e-004	0.00
tblVehicleEF	MH	1.48	0.00
tblVehicleEF	MH	0.10	0.00
tblVehicleEF	MH	0.50	0.00
tblVehicleEF	MH	0.08	0.07
tblVehicleEF	MH	0.03	0.00
tblVehicleEF	MH	0.33	0.00
tblVehicleEF	MH	9.9070e-003	8.8390e-003
tblVehicleEF	MH	6.7200e-004	0.00
tblVehicleEF	MH	1.48	0.00
tblVehicleEF	MH	0.10	0.00
tblVehicleEF	MH	0.50	0.00
tblVehicleEF	MH	0.11	0.08
tblVehicleEF	MH	0.03	0.00
tblVehicleEF	MH	0.36	0.00
tblVehicleEF	MHD	0.02	3.1740e-003
tblVehicleEF	MHD	3.1970e-003	3.4150e-003
tblVehicleEF	MHD	0.05	8.4360e-003
tblVehicleEF	MHD	0.35	0.34
tblVehicleEF	MHD	0.24	0.36
tblVehicleEF	MHD	5.47	0.98
tblVehicleEF	MHD	152.51	72.73
tblVehicleEF	MHD	1,062.94	972.64
tblVehicleEF	MHD	54.61	8.27
tblVehicleEF	MHD	0.61	0.57
tblVehicleEF	MHD	0.89	1.55

tblVehicleEF	MHD	9.8000e-004	1.4440e-003
tblVehicleEF	MHD	5.7040e-003	0.05
tblVehicleEF	MHD	7.4900e-004	9.5000e-005
tblVehicleEF	MHD	9.3700e-004	1.3820e-003
tblVehicleEF	MHD	5.4540e-003	0.04
tblVehicleEF	MHD	6.8900e-004	8.7000e-005
tblVehicleEF	MHD	1.6000e-003	6.7900e-004
tblVehicleEF	MHD	0.05	0.02
tblVehicleEF	MHD	0.03	0.02
tblVehicleEF	MHD	8.0100e-004	3.4200e-004
tblVehicleEF	MHD	0.03	0.05
tblVehicleEF	MHD	0.02	0.10
tblVehicleEF	MHD	0.33	0.04
tblVehicleEF	MHD	1.4660e-003	6.9000e-004
tblVehicleEF	MHD	0.01	9.2620e-003
tblVehicleEF	MHD	6.4200e-004	8.2000e-005
tblVehicleEF	MHD	1.6000e-003	6.7900e-004
tblVehicleEF	MHD	0.05	0.02
tblVehicleEF	MHD	0.04	0.02
tblVehicleEF	MHD	8.0100e-004	3.4200e-004
tblVehicleEF	MHD	0.03	0.06
tblVehicleEF	MHD	0.02	0.10
tblVehicleEF	MHD	0.36	0.05
tblVehicleEF	MHD	0.02	3.0150e-003
tblVehicleEF	MHD	3.2380e-003	3.4390e-003
tblVehicleEF	MHD	0.05	8.1570e-003
tblVehicleEF	MHD	0.25	0.29

tblVehicleEF	MHD	0.25	0.36
tblVehicleEF	MHD	5.23	0.94
tblVehicleEF	MHD	161.54	73.65
tblVehicleEF	MHD	1,062.94	972.65
tblVehicleEF	MHD	54.61	8.20
tblVehicleEF	MHD	0.63	0.57
tblVehicleEF	MHD	0.83	1.46
tblVehicleEF	MHD	8.2600e-004	1.2200e-003
tblVehicleEF	MHD	5.7040e-003	0.05
tblVehicleEF	MHD	7.4900e-004	9.5000e-005
tblVehicleEF	MHD	7.9000e-004	1.1680e-003
tblVehicleEF	MHD	5.4540e-003	0.04
tblVehicleEF	MHD	6.8900e-004	8.7000e-005
tblVehicleEF	MHD	3.0890e-003	1.2990e-003
tblVehicleEF	MHD	0.05	0.02
tblVehicleEF	MHD	0.02	0.02
tblVehicleEF	MHD	1.5560e-003	6.6700e-004
tblVehicleEF	MHD	0.03	0.05
tblVehicleEF	MHD	0.02	0.10
tblVehicleEF	MHD	0.32	0.04
tblVehicleEF	MHD	1.5510e-003	6.9800e-004
tblVehicleEF	MHD	0.01	9.2620e-003
tblVehicleEF	MHD	6.3800e-004	8.1000e-005
tblVehicleEF	MHD	3.0890e-003	1.2990e-003
tblVehicleEF	MHD	0.05	0.02
tblVehicleEF	MHD	0.03	0.02
tblVehicleEF	MHD	1.5560e-003	6.6700e-004

tblVehicleEF	MHD	0.03	0.06
tblVehicleEF	MHD	0.02	0.10
tblVehicleEF	MHD	0.35	0.05
tblVehicleEF	MHD	0.02	3.4030e-003
tblVehicleEF	MHD	3.1690e-003	3.3980e-003
tblVehicleEF	MHD	0.05	8.5100e-003
tblVehicleEF	MHD	0.48	0.42
tblVehicleEF	MHD	0.24	0.36
tblVehicleEF	MHD	5.56	0.99
tblVehicleEF	MHD	140.03	71.45
tblVehicleEF	MHD	1,062.94	972.64
tblVehicleEF	MHD	54.61	8.30
tblVehicleEF	MHD	0.58	0.56
tblVehicleEF	MHD	0.88	1.54
tblVehicleEF	MHD	1.1920e-003	1.7540e-003
tblVehicleEF	MHD	5.7040e-003	0.05
tblVehicleEF	MHD	7.4900e-004	9.5000e-005
tblVehicleEF	MHD	1.1400e-003	1.6780e-003
tblVehicleEF	MHD	5.4540e-003	0.04
tblVehicleEF	MHD	6.8900e-004	8.7000e-005
tblVehicleEF	MHD	1.1940e-003	5.2100e-004
tblVehicleEF	MHD	0.05	0.02
tblVehicleEF	MHD	0.03	0.02
tblVehicleEF	MHD	6.2900e-004	2.7500e-004
tblVehicleEF	MHD	0.03	0.05
tblVehicleEF	MHD	0.02	0.11
tblVehicleEF	MHD	0.34	0.05

tblVehicleEF	MHD	1.3480e-003	6.7700e-004
tblVehicleEF	MHD	0.01	9.2610e-003
tblVehicleEF	MHD	6.4300e-004	8.2000e-005
tblVehicleEF	MHD	1.1940e-003	5.2100e-004
tblVehicleEF	MHD	0.05	0.02
tblVehicleEF	MHD	0.04	0.03
tblVehicleEF	MHD	6.2900e-004	2.7500e-004
tblVehicleEF	MHD	0.03	0.06
tblVehicleEF	MHD	0.02	0.11
tblVehicleEF	MHD	0.37	0.05
tblVehicleEF	OBUS	0.01	8.6690e-003
tblVehicleEF	OBUS	6.8270e-003	6.2940e-003
tblVehicleEF	OBUS	0.03	0.02
tblVehicleEF	OBUS	0.27	0.49
tblVehicleEF	OBUS	0.46	0.72
tblVehicleEF	OBUS	5.79	2.51
tblVehicleEF	OBUS	74.97	71.08
tblVehicleEF	OBUS	1,092.94	1,371.04
tblVehicleEF	OBUS	69.71	20.56
tblVehicleEF	OBUS	0.31	0.33
tblVehicleEF	OBUS	0.97	1.20
tblVehicleEF	OBUS	6.8000e-005	5.9500e-004
tblVehicleEF	OBUS	5.0070e-003	0.02
tblVehicleEF	OBUS	8.4500e-004	1.9400e-004
tblVehicleEF	OBUS	6.5000e-005	5.6900e-004
tblVehicleEF	OBUS	4.7740e-003	0.02
tblVehicleEF	OBUS	7.7700e-004	1.7800e-004

tblVehicleEF	OBUS	2.1110e-003	2.6170e-003
tblVehicleEF	OBUS	0.02	0.02
tblVehicleEF	OBUS	0.04	0.05
tblVehicleEF	OBUS	9.1000e-004	1.1260e-003
tblVehicleEF	OBUS	0.03	0.05
tblVehicleEF	OBUS	0.05	0.26
tblVehicleEF	OBUS	0.36	0.12
tblVehicleEF	OBUS	7.2800e-004	6.7800e-004
tblVehicleEF	OBUS	0.01	0.01
tblVehicleEF	OBUS	7.9900e-004	2.0300e-004
tblVehicleEF	OBUS	2.1110e-003	2.6170e-003
tblVehicleEF	OBUS	0.02	0.02
tblVehicleEF	OBUS	0.05	0.06
tblVehicleEF	OBUS	9.1000e-004	1.1260e-003
tblVehicleEF	OBUS	0.04	0.06
tblVehicleEF	OBUS	0.05	0.26
tblVehicleEF	OBUS	0.39	0.13
tblVehicleEF	OBUS	0.01	8.7200e-003
tblVehicleEF	OBUS	6.9570e-003	6.4100e-003
tblVehicleEF	OBUS	0.03	0.02
tblVehicleEF	OBUS	0.26	0.48
tblVehicleEF	OBUS	0.46	0.73
tblVehicleEF	OBUS	5.41	2.35
tblVehicleEF	OBUS	78.41	70.99
tblVehicleEF	OBUS	1,092.94	1,371.06
tblVehicleEF	OBUS	69.71	20.28
tblVehicleEF	OBUS	0.32	0.32

tblVehicleEF	OBUS	0.91	1.12
tblVehicleEF	OBUS	5.7000e-005	5.0500e-004
tblVehicleEF	OBUS	5.0070e-003	0.02
tblVehicleEF	OBUS	8.4500e-004	1.9400e-004
tblVehicleEF	OBUS	5.4000e-005	4.8300e-004
tblVehicleEF	OBUS	4.7740e-003	0.02
tblVehicleEF	OBUS	7.7700e-004	1.7800e-004
tblVehicleEF	OBUS	3.9250e-003	4.7670e-003
tblVehicleEF	OBUS	0.02	0.03
tblVehicleEF	OBUS	0.04	0.05
tblVehicleEF	OBUS	1.7420e-003	2.1480e-003
tblVehicleEF	OBUS	0.03	0.05
tblVehicleEF	OBUS	0.05	0.26
tblVehicleEF	OBUS	0.34	0.12
tblVehicleEF	OBUS	7.6000e-004	6.7700e-004
tblVehicleEF	OBUS	0.01	0.01
tblVehicleEF	OBUS	7.9200e-004	2.0100e-004
tblVehicleEF	OBUS	3.9250e-003	4.7670e-003
tblVehicleEF	OBUS	0.02	0.03
tblVehicleEF	OBUS	0.05	0.07
tblVehicleEF	OBUS	1.7420e-003	2.1480e-003
tblVehicleEF	OBUS	0.04	0.06
tblVehicleEF	OBUS	0.05	0.26
tblVehicleEF	OBUS	0.38	0.13
tblVehicleEF	OBUS	0.01	8.6270e-003
tblVehicleEF	OBUS	6.8060e-003	6.2600e-003
tblVehicleEF	OBUS	0.03	0.02

tblVehicleEF	OBUS	0.28	0.50
tblVehicleEF	OBUS	0.46	0.72
tblVehicleEF	OBUS	5.84	2.54
tblVehicleEF	OBUS	70.22	71.20
tblVehicleEF	OBUS	1,092.94	1,371.03
tblVehicleEF	OBUS	69.71	20.60
tblVehicleEF	OBUS	0.29	0.33
tblVehicleEF	OBUS	0.97	1.20
tblVehicleEF	OBUS	8.2000e-005	7.1900e-004
tblVehicleEF	OBUS	5.0070e-003	0.02
tblVehicleEF	OBUS	8.4500e-004	1.9400e-004
tblVehicleEF	OBUS	7.9000e-005	6.8800e-004
tblVehicleEF	OBUS	4.7740e-003	0.02
tblVehicleEF	OBUS	7.7700e-004	1.7800e-004
tblVehicleEF	OBUS	1.8300e-003	2.3790e-003
tblVehicleEF	OBUS	0.02	0.03
tblVehicleEF	OBUS	0.04	0.05
tblVehicleEF	OBUS	8.3900e-004	1.0720e-003
tblVehicleEF	OBUS	0.03	0.05
tblVehicleEF	OBUS	0.05	0.28
tblVehicleEF	OBUS	0.36	0.12
tblVehicleEF	OBUS	6.8200e-004	6.7900e-004
tblVehicleEF	OBUS	0.01	0.01
tblVehicleEF	OBUS	7.9900e-004	2.0400e-004
tblVehicleEF	OBUS	1.8300e-003	2.3790e-003
tblVehicleEF	OBUS	0.02	0.03
tblVehicleEF	OBUS	0.05	0.06

tblVehicleEF	OBUS	8.3900e-004	1.0720e-003
tblVehicleEF	OBUS	0.04	0.06
tblVehicleEF	OBUS	0.05	0.28
tblVehicleEF	OBUS	0.40	0.13
tblVehicleEF	SBUS	0.82	0.08
tblVehicleEF	SBUS	0.01	6.3720e-003
tblVehicleEF	SBUS	0.06	7.0630e-003
tblVehicleEF	SBUS	7.82	3.08
tblVehicleEF	SBUS	0.60	0.51
tblVehicleEF	SBUS	6.53	0.94
tblVehicleEF	SBUS	1,137.52	365.13
tblVehicleEF	SBUS	1,098.11	1,104.50
tblVehicleEF	SBUS	54.55	6.09
tblVehicleEF	SBUS	9.42	3.47
tblVehicleEF	SBUS	4.31	4.62
tblVehicleEF	SBUS	9.5680e-003	3.7440e-003
tblVehicleEF	SBUS	0.01	0.01
tblVehicleEF	SBUS	0.02	0.03
tblVehicleEF	SBUS	4.7600e-004	4.2000e-005
tblVehicleEF	SBUS	9.1540e-003	3.5820e-003
tblVehicleEF	SBUS	2.6910e-003	2.6500e-003
tblVehicleEF	SBUS	0.02	0.03
tblVehicleEF	SBUS	4.3700e-004	3.9000e-005
tblVehicleEF	SBUS	4.8460e-003	1.4040e-003
tblVehicleEF	SBUS	0.03	9.3180e-003
tblVehicleEF	SBUS	0.93	0.36
tblVehicleEF	SBUS	2.2980e-003	6.7500e-004

tblVehicleEF	SBUS	0.10	0.09
tblVehicleEF	SBUS	0.02	0.06
tblVehicleEF	SBUS	0.36	0.04
tblVehicleEF	SBUS	0.01	3.4880e-003
tblVehicleEF	SBUS	0.01	0.01
tblVehicleEF	SBUS	6.5900e-004	6.0000e-005
tblVehicleEF	SBUS	4.8460e-003	1.4040e-003
tblVehicleEF	SBUS	0.03	9.3180e-003
tblVehicleEF	SBUS	1.33	0.52
tblVehicleEF	SBUS	2.2980e-003	6.7500e-004
tblVehicleEF	SBUS	0.12	0.11
tblVehicleEF	SBUS	0.02	0.06
tblVehicleEF	SBUS	0.39	0.04
tblVehicleEF	SBUS	0.82	0.08
tblVehicleEF	SBUS	0.01	6.4450e-003
tblVehicleEF	SBUS	0.05	5.9200e-003
tblVehicleEF	SBUS	7.71	3.04
tblVehicleEF	SBUS	0.61	0.52
tblVehicleEF	SBUS	4.73	0.68
tblVehicleEF	SBUS	1,189.12	374.76
tblVehicleEF	SBUS	1,098.11	1,104.52
tblVehicleEF	SBUS	54.55	5.66
tblVehicleEF	SBUS	9.72	3.55
tblVehicleEF	SBUS	4.05	4.35
tblVehicleEF	SBUS	8.0660e-003	3.1630e-003
tblVehicleEF	SBUS	0.01	0.01
tblVehicleEF	SBUS	0.02	0.03

tblVehicleEF	SBUS	4.7600e-004	4.2000e-005
tblVehicleEF	SBUS	7.7170e-003	3.0260e-003
tblVehicleEF	SBUS	2.6910e-003	2.6500e-003
tblVehicleEF	SBUS	0.02	0.03
tblVehicleEF	SBUS	4.3700e-004	3.9000e-005
tblVehicleEF	SBUS	8.7430e-003	2.5310e-003
tblVehicleEF	SBUS	0.03	9.8380e-003
tblVehicleEF	SBUS	0.92	0.36
tblVehicleEF	SBUS	4.2770e-003	1.2510e-003
tblVehicleEF	SBUS	0.10	0.09
tblVehicleEF	SBUS	0.01	0.05
tblVehicleEF	SBUS	0.30	0.03
tblVehicleEF	SBUS	0.01	3.5790e-003
tblVehicleEF	SBUS	0.01	0.01
tblVehicleEF	SBUS	6.2900e-004	5.6000e-005
tblVehicleEF	SBUS	8.7430e-003	2.5310e-003
tblVehicleEF	SBUS	0.03	9.8380e-003
tblVehicleEF	SBUS	1.33	0.52
tblVehicleEF	SBUS	4.2770e-003	1.2510e-003
tblVehicleEF	SBUS	0.12	0.11
tblVehicleEF	SBUS	0.01	0.05
tblVehicleEF	SBUS	0.33	0.04
tblVehicleEF	SBUS	0.82	0.08
tblVehicleEF	SBUS	0.01	6.3640e-003
tblVehicleEF	SBUS	0.06	7.3130e-003
tblVehicleEF	SBUS	7.98	3.13
tblVehicleEF	SBUS	0.60	0.51

tblVehicleEF	SBUS	6.89	0.98
tblVehicleEF	SBUS	1,066.27	351.83
tblVehicleEF	SBUS	1,098.11	1,104.50
tblVehicleEF	SBUS	54.55	6.17
tblVehicleEF	SBUS	9.00	3.35
tblVehicleEF	SBUS	4.26	4.59
tblVehicleEF	SBUS	0.01	4.5460e-003
tblVehicleEF	SBUS	0.01	0.01
tblVehicleEF	SBUS	0.02	0.03
tblVehicleEF	SBUS	4.7600e-004	4.2000e-005
tblVehicleEF	SBUS	0.01	4.3490e-003
tblVehicleEF	SBUS	2.6910e-003	2.6500e-003
tblVehicleEF	SBUS	0.02	0.03
tblVehicleEF	SBUS	4.3700e-004	3.9000e-005
tblVehicleEF	SBUS	4.2260e-003	1.2200e-003
tblVehicleEF	SBUS	0.03	9.5110e-003
tblVehicleEF	SBUS	0.93	0.36
tblVehicleEF	SBUS	2.2070e-003	6.5000e-004
tblVehicleEF	SBUS	0.10	0.09
tblVehicleEF	SBUS	0.02	0.07
tblVehicleEF	SBUS	0.37	0.04
tblVehicleEF	SBUS	0.01	3.3620e-003
tblVehicleEF	SBUS	0.01	0.01
tblVehicleEF	SBUS	6.6500e-004	6.1000e-005
tblVehicleEF	SBUS	4.2260e-003	1.2200e-003
tblVehicleEF	SBUS	0.03	9.5110e-003
tblVehicleEF	SBUS	1.34	0.52

tblVehicleEF	SBUS	2.2070e-003	6.5000e-004
tblVehicleEF	SBUS	0.12	0.11
tblVehicleEF	SBUS	0.02	0.07
tblVehicleEF	SBUS	0.41	0.05
tblVehicleEF	UBUS	1.44	3.35
tblVehicleEF	UBUS	0.08	0.02
tblVehicleEF	UBUS	7.89	26.06
tblVehicleEF	UBUS	14.42	1.47
tblVehicleEF	UBUS	1,799.80	1,617.41
tblVehicleEF	UBUS	153.89	18.02
tblVehicleEF	UBUS	4.15	0.32
tblVehicleEF	UBUS	0.49	0.09
tblVehicleEF	UBUS	0.01	0.02
tblVehicleEF	UBUS	0.04	2.9840e-003
tblVehicleEF	UBUS	1.4590e-003	1.6200e-004
tblVehicleEF	UBUS	0.21	0.04
tblVehicleEF	UBUS	3.0000e-003	5.4780e-003
tblVehicleEF	UBUS	0.04	2.8400e-003
tblVehicleEF	UBUS	1.3420e-003	1.4900e-004
tblVehicleEF	UBUS	9.4280e-003	1.8880e-003
tblVehicleEF	UBUS	0.11	0.01
tblVehicleEF	UBUS	4.6810e-003	8.4400e-004
tblVehicleEF	UBUS	0.46	0.05
tblVehicleEF	UBUS	0.02	0.06
tblVehicleEF	UBUS	1.13	0.08
tblVehicleEF	UBUS	9.6700e-003	4.8660e-003
tblVehicleEF	UBUS	1.8000e-003	1.7800e-004

tblVehicleEF	UBUS	9.4280e-003	1.8880e-003
tblVehicleEF	UBUS	0.11	0.01
tblVehicleEF	UBUS	4.6810e-003	8.4400e-004
tblVehicleEF	UBUS	1.94	3.43
tblVehicleEF	UBUS	0.02	0.06
tblVehicleEF	UBUS	1.23	0.08
tblVehicleEF	UBUS	1.44	3.35
tblVehicleEF	UBUS	0.08	0.02
tblVehicleEF	UBUS	7.95	26.06
tblVehicleEF	UBUS	12.35	1.25
tblVehicleEF	UBUS	1,799.80	1,617.41
tblVehicleEF	UBUS	153.89	17.65
tblVehicleEF	UBUS	3.87	0.31
tblVehicleEF	UBUS	0.49	0.09
tblVehicleEF	UBUS	0.01	0.02
tblVehicleEF	UBUS	0.04	2.9840e-003
tblVehicleEF	UBUS	1.4590e-003	1.6200e-004
tblVehicleEF	UBUS	0.21	0.04
tblVehicleEF	UBUS	3.0000e-003	5.4780e-003
tblVehicleEF	UBUS	0.04	2.8400e-003
tblVehicleEF	UBUS	1.3420e-003	1.4900e-004
tblVehicleEF	UBUS	0.02	3.3540e-003
tblVehicleEF	UBUS	0.13	0.01
tblVehicleEF	UBUS	9.3920e-003	1.6790e-003
tblVehicleEF	UBUS	0.47	0.05
tblVehicleEF	UBUS	0.02	0.06
tblVehicleEF	UBUS	1.03	0.07

tblVehicleEF	UBUS	9.6710e-003	4.8660e-003
tblVehicleEF	UBUS	1.7640e-003	1.7500e-004
tblVehicleEF	UBUS	0.02	3.3540e-003
tblVehicleEF	UBUS	0.13	0.01
tblVehicleEF	UBUS	9.3920e-003	1.6790e-003
tblVehicleEF	UBUS	1.95	3.43
tblVehicleEF	UBUS	0.02	0.06
tblVehicleEF	UBUS	1.12	0.08
tblVehicleEF	UBUS	1.44	3.35
tblVehicleEF	UBUS	0.08	0.02
tblVehicleEF	UBUS	7.88	26.06
tblVehicleEF	UBUS	14.60	1.46
tblVehicleEF	UBUS	1,799.80	1,617.41
tblVehicleEF	UBUS	153.89	18.00
tblVehicleEF	UBUS	4.12	0.32
tblVehicleEF	UBUS	0.49	0.09
tblVehicleEF	UBUS	0.01	0.02
tblVehicleEF	UBUS	0.04	2.9840e-003
tblVehicleEF	UBUS	1.4590e-003	1.6200e-004
tblVehicleEF	UBUS	0.21	0.04
tblVehicleEF	UBUS	3.0000e-003	5.4780e-003
tblVehicleEF	UBUS	0.04	2.8400e-003
tblVehicleEF	UBUS	1.3420e-003	1.4900e-004
tblVehicleEF	UBUS	8.6090e-003	1.9290e-003
tblVehicleEF	UBUS	0.13	0.01
tblVehicleEF	UBUS	4.2750e-003	8.8500e-004
tblVehicleEF	UBUS	0.46	0.05

tblVehicleEF	UBUS	0.03	0.07
tblVehicleEF	UBUS	1.13	0.08
tblVehicleEF	UBUS	9.6700e-003	4.8660e-003
tblVehicleEF	UBUS	1.8030e-003	1.7800e-004
tblVehicleEF	UBUS	8.6090e-003	1.9290e-003
tblVehicleEF	UBUS	0.13	0.01
tblVehicleEF	UBUS	4.2750e-003	8.8500e-004
tblVehicleEF	UBUS	1.94	3.43
tblVehicleEF	UBUS	0.03	0.07
tblVehicleEF	UBUS	1.24	0.08
tblVehicleTrips	CNW_TTP	41.00	0.00
tblVehicleTrips	CW_TL	16.60	40.00
tblVehicleTrips	CW_TTP	59.00	100.00
tblVehicleTrips	DV_TP	5.00	0.00
tblVehicleTrips	PB_TP	3.00	0.00
tblVehicleTrips	PR_TP	92.00	100.00
tblVehicleTrips	ST_TR	1.68	0.64
tblVehicleTrips	SU_TR	1.68	0.64
tblVehicleTrips	WD_TR	1.68	0.64

2.0 Emissions Summary

2.1 Overall Construction

Unmitigated Construction

	ROG	NOx	CO	SO2	Fugitive PM10	Exhaust PM10	PM10 Total	Fugitive PM2.5	Exhaust PM2.5	PM2.5 Total	Bio- CO2	NBio- CO2	Total CO2	CH4	N2O	CO2e
Year	tons/yr										MT/yr					
2021	0.0000	0.0000	0.0000	0.0000	0.0000	0.0000	0.0000	0.0000	0.0000	0.0000	0.0000	0.0000	0.0000	0.0000	0.0000	0.0000
Maximum	**0.0000**	**0.0000**	**0.0000**	**0.0000**	**0.0000**	**0.0000**	**0.0000**	**0.0000**	**0.0000**	**0.0000**	**0.0000**	**0.0000**	**0.0000**	**0.0000**	**0.0000**	**0.0000**

Mitigated Construction

	ROG	NOx	CO	SO2	Fugitive PM10	Exhaust PM10	PM10 Total	Fugitive PM2.5	Exhaust PM2.5	PM2.5 Total	Bio- CO2	NBio- CO2	Total CO2	CH4	N2O	CO2e
Year	tons/yr										MT/yr					
2021	0.0000	0.0000	0.0000	0.0000	0.0000	0.0000	0.0000	0.0000	0.0000	0.0000	0.0000	0.0000	0.0000	0.0000	0.0000	0.0000
Maximum	**0.0000**	**0.0000**	**0.0000**	**0.0000**	**0.0000**	**0.0000**	**0.0000**	**0.0000**	**0.0000**	**0.0000**	**0.0000**	**0.0000**	**0.0000**	**0.0000**	**0.0000**	**0.0000**

	ROG	**NOx**	**CO**	**SO2**	**Fugitive PM10**	**Exhaust PM10**	**PM10 Total**	**Fugitive PM2.5**	**Exhaust PM2.5**	**PM2.5 Total**	**Bio- CO2**	**NBio-CO2**	**Total CO2**	**CH4**	**N20**	**CO2e**
Percent Reduction	**0.00**	**0.00**	**0.00**	**0.00**	**0.00**	**0.00**	**0.00**	**0.00**	**0.00**	**0.00**	**0.00**	**0.00**	**0.00**	**0.00**	**0.00**	**0.00**

Quarter	Start Date	End Date	Maximum Unmitigated ROG + NOX (tons/quarter)	Maximum Mitigated ROG + NOX (tons/quarter)
		Highest		

2.2 Overall Operational

Unmitigated Operational

	ROG	NOx	CO	SO2	Fugitive PM10	Exhaust PM10	PM10 Total	Fugitive PM2.5	Exhaust PM2.5	PM2.5 Total	Bio- CO2	NBio- CO2	Total CO2	CH4	N2O	CO2e
Category	tons/yr										MT/yr					
Area	5.5778	5.1000e-004	0.0559	0.0000		2.0000e-004	2.0000e-004		2.0000e-004	2.0000e-004	0.0000	0.1085	0.1085	2.9000e-004	0.0000	0.1157
Energy	0.0103	0.0934	0.0785	5.6000e-004		7.1000e-003	7.1000e-003		7.1000e-003	7.1000e-003	0.0000	1,001.3216	1,001.3216	0.0391	9.5500e-003	1,005.1443
Mobile	0.8214	36.2659	6.7221	0.1471	5.4575	0.4228	5.8803	1.5341	0.4044	1.9385	0.0000	14,137.9865	14,137.9865	0.1597	0.0000	14,141.9778
Offroad	0.1113	1.1567	0.6922	2.8900e-003		0.0399	0.0399		0.0367	0.0367	0.0000	253.9608	253.9608	0.0821	0.0000	256.0142
Waste						0.0000	0.0000		0.0000	0.0000	254.2340	0.0000	254.2340	15.0248	0.0000	629.8540
Water						0.0000	0.0000		0.0000	0.0000	97.7500	1,278.2893	1,376.0393	10.0926	0.2480	1,702.2537
Total	**6.5208**	**37.5166**	**7.5486**	**0.1505**	**5.4575**	**0.4700**	**5.9275**	**1.5341**	**0.4485**	**1.9825**	**351.9840**	**16,671.6667**	**17,023.6507**	**25.3986**	**0.2575**	**17,735.3596**

2.2 Overall Operational

Mitigated Operational

	ROG	NOx	CO	SO2	Fugitive PM10	Exhaust PM10	PM10 Total	Fugitive PM2.5	Exhaust PM2.5	PM2.5 Total	Bio- CO2	NBio- CO2	Total CO2	CH4	N2O	CO2e
Category	tons/yr										MT/yr					
Area	5.5778	5.1000e-004	0.0559	0.0000		2.0000e-004	2.0000e-004		2.0000e-004	2.0000e-004	0.0000	0.1085	0.1085	2.9000e-004	0.0000	0.1157
Energy	0.0103	0.0934	0.0785	5.6000e-004		7.1000e-003	7.1000e-003		7.1000e-003	7.1000e-003	0.0000	1,001.3216	1,001.3216	0.0391	9.5500e-003	1,005.1443
Mobile	0.8214	36.2659	6.7221	0.1471	5.4575	0.4228	5.8803	1.5341	0.4044	1.9385	0.0000	14,137.9865	14,137.9865	0.1597	0.0000	14,141.9778
Offroad	0.1113	1.1567	0.6922	2.8900e-003		0.0399	0.0399		0.0367	0.0367	0.0000	253.9608	253.9608	0.0821	0.0000	256.0142
Waste						0.0000	0.0000		0.0000	0.0000	254.2340	0.0000	254.2340	15.0248	0.0000	629.8540
Water						0.0000	0.0000		0.0000	0.0000	97.7500	1,278.2893	1,376.0393	10.0926	0.2480	1,702.2537
Total	**6.5208**	**37.5166**	**7.5486**	**0.1505**	**5.4575**	**0.4700**	**5.9275**	**1.5341**	**0.4485**	**1.9825**	**351.9840**	**16,671.6667**	**17,023.6507**	**25.3986**	**0.2575**	**17,735.3596**

	ROG	**NOx**	**CO**	**SO2**	**Fugitive PM10**	**Exhaust PM10**	**PM10 Total**	**Fugitive PM2.5**	**Exhaust PM2.5**	**PM2.5 Total**	**Bio- CO2**	**NBio-CO2**	**Total CO2**	**CH4**	**N20**	**CO2e**
Percent Reduction	**0.00**	**0.00**	**0.00**	**0.00**	**0.00**	**0.00**	**0.00**	**0.00**	**0.00**	**0.00**	**0.00**	**0.00**	**0.00**	**0.00**	**0.00**	**0.00**

3.0 Construction Detail

Construction Phase

Phase Number	Phase Name	Phase Type	Start Date	End Date	Num Days Week	Num Days	Phase Description
1	Demolition	Demolition	6/1/2021	5/31/2021	5	0	

Acres of Grading (Site Preparation Phase): 0

Acres of Grading (Grading Phase): 0

Acres of Paving: 41.06

Residential Indoor: 0; Residential Outdoor: 0; Non-Residential Indoor: 0; Non-Residential Outdoor: 0; Striped Parking Area: 0 (Architectural Coating – sqft)

OffRoad Equipment

Phase Name	Offroad Equipment Type	Amount	Usage Hours	Horse Power	Load Factor
Demolition	Concrete/Industrial Saws	0	8.00	81	0.73
Demolition	Excavators	0	8.00	158	0.38
Demolition	Rubber Tired Dozers	0	8.00	247	0.40

Trips and VMT

Phase Name	Offroad Equipment Count	Worker Trip Number	Vendor Trip Number	Hauling Trip Number	Worker Trip Length	Vendor Trip Length	Hauling Trip Length	Worker Vehicle Class	Vendor Vehicle Class	Hauling Vehicle Class
Demolition	0	0.00	0.00	0.00	14.70	6.90	20.00	LD_Mix	HDT_Mix	HHDT

3.1 Mitigation Measures Construction

3.2 Demolition - 2021

Unmitigated Construction On-Site

	ROG	NOx	CO	SO2	Fugitive PM10	Exhaust PM10	PM10 Total	Fugitive PM2.5	Exhaust PM2.5	PM2.5 Total	Bio- CO2	NBio- CO2	Total CO2	CH4	N2O	CO2e
Category	tons/yr										MT/yr					
Off-Road	0.0000	0.0000	0.0000	0.0000	0.0000	0.0000	0.0000	0.0000	0.0000	0.0000	0.0000	0.0000	0.0000	0.0000	0.0000	0.0000
Total	**0.0000**	**0.0000**	**0.0000**	**0.0000**	**0.0000**	**0.0000**	**0.0000**	**0.0000**	**0.0000**	**0.0000**	**0.0000**	**0.0000**	**0.0000**	**0.0000**	**0.0000**	**0.0000**

Unmitigated Construction Off-Site

	ROG	NOx	CO	SO2	Fugitive PM10	Exhaust PM10	PM10 Total	Fugitive PM2.5	Exhaust PM2.5	PM2.5 Total	Bio- CO2	NBio- CO2	Total CO2	CH4	N2O	CO2e
Category	tons/yr										MT/yr					
Hauling	0.0000	0.0000	0.0000	0.0000	0.0000	0.0000	0.0000	0.0000	0.0000	0.0000	0.0000	0.0000	0.0000	0.0000	0.0000	0.0000
Vendor	0.0000	0.0000	0.0000	0.0000	0.0000	0.0000	0.0000	0.0000	0.0000	0.0000	0.0000	0.0000	0.0000	0.0000	0.0000	0.0000
Worker	0.0000	0.0000	0.0000	0.0000	0.0000	0.0000	0.0000	0.0000	0.0000	0.0000	0.0000	0.0000	0.0000	0.0000	0.0000	0.0000
Total	**0.0000**	**0.0000**	**0.0000**	**0.0000**	**0.0000**	**0.0000**	**0.0000**	**0.0000**	**0.0000**	**0.0000**	**0.0000**	**0.0000**	**0.0000**	**0.0000**	**0.0000**	**0.0000**

3.2 Demolition - 2021

Mitigated Construction On-Site

	ROG	NOx	CO	SO2	Fugitive PM10	Exhaust PM10	PM10 Total	Fugitive PM2.5	Exhaust PM2.5	PM2.5 Total	Bio- CO2	NBio- CO2	Total CO2	CH4	N2O	CO2e
Category	tons/yr										MT/yr					
Off-Road	0.0000	0.0000	0.0000	0.0000	0.0000	0.0000	0.0000	0.0000	0.0000	0.0000	0.0000	0.0000	0.0000	0.0000	0.0000	0.0000
Total	**0.0000**	**0.0000**	**0.0000**	**0.0000**	**0.0000**	**0.0000**	**0.0000**	**0.0000**	**0.0000**	**0.0000**	**0.0000**	**0.0000**	**0.0000**	**0.0000**	**0.0000**	**0.0000**

Mitigated Construction Off-Site

	ROG	NOx	CO	SO2	Fugitive PM10	Exhaust PM10	PM10 Total	Fugitive PM2.5	Exhaust PM2.5	PM2.5 Total	Bio- CO2	NBio- CO2	Total CO2	CH4	N2O	CO2e
Category	tons/yr										MT/yr					
Hauling	0.0000	0.0000	0.0000	0.0000	0.0000	0.0000	0.0000	0.0000	0.0000	0.0000	0.0000	0.0000	0.0000	0.0000	0.0000	0.0000
Vendor	0.0000	0.0000	0.0000	0.0000	0.0000	0.0000	0.0000	0.0000	0.0000	0.0000	0.0000	0.0000	0.0000	0.0000	0.0000	0.0000
Worker	0.0000	0.0000	0.0000	0.0000	0.0000	0.0000	0.0000	0.0000	0.0000	0.0000	0.0000	0.0000	0.0000	0.0000	0.0000	0.0000
Total	**0.0000**	**0.0000**	**0.0000**	**0.0000**	**0.0000**	**0.0000**	**0.0000**	**0.0000**	**0.0000**	**0.0000**	**0.0000**	**0.0000**	**0.0000**	**0.0000**	**0.0000**	**0.0000**

4.0 Operational Detail - Mobile

4.1 Mitigation Measures Mobile

	ROG	NOx	CO	SO2	Fugitive PM10	Exhaust PM10	PM10 Total	Fugitive PM2.5	Exhaust PM2.5	PM2.5 Total	Bio- CO2	NBio- CO2	Total CO2	CH4	N2O	CO2e
Category	tons/yr										MT/yr					
Mitigated	0.8214	36.2659	6.7221	0.1471	5.4575	0.4228	5.8803	1.5341	0.4044	1.9385	0.0000	14,137.9865	14,137.9865	0.1597	0.0000	14,141.9778
Unmitigated	0.8214	36.2659	6.7221	0.1471	5.4575	0.4228	5.8803	1.5341	0.4044	1.9385	0.0000	14,137.9865	14,137.9865	0.1597	0.0000	14,141.9778

4.2 Trip Summary Information

	Average Daily Trip Rate			Unmitigated	Mitigated
Land Use	Weekday	Saturday	Sunday	Annual VMT	Annual VMT
Other Asphalt Surfaces	0.00	0.00	0.00		
Parking Lot	0.00	0.00	0.00		
Unrefrigerated Warehouse-No Rail	856.99	856.99	856.99	12,477,728	12,477,728
Total	856.99	856.99	856.99	12,477,728	12,477,728

4.3 Trip Type Information

	Miles			Trip %			Trip Purpose %		
Land Use	H-W or C-W	H-S or C-C	H-O or C-NW	H-W or C-W	H-S or C-C	H-O or C-NW	Primary	Diverted	Pass-by
Other Asphalt Surfaces	16.60	8.40	6.90	0.00	0.00	0.00	0	0	0
Parking Lot	16.60	8.40	6.90	0.00	0.00	0.00	0	0	0
Unrefrigerated Warehouse-No	40.00	8.40	6.90	100.00	0.00	0.00	100	0	0

4.4 Fleet Mix

Land Use	LDA	LDT1	LDT2	MDV	LHD1	LHD2	MHD	HHD	OBUS	UBUS	MCY	SBUS	MH
Other Asphalt Surfaces	0.545527	0.036856	0.186032	0.115338	0.015222	0.004970	0.017525	0.069528	0.001397	0.001160	0.004547	0.000932	0.000965
Parking Lot	0.545527	0.036856	0.186032	0.115338	0.015222	0.004970	0.017525	0.069528	0.001397	0.001160	0.004547	0.000932	0.000965
Unrefrigerated Warehouse-No Rail	0.000000	0.000000	0.000000	0.000000	0.206500	0.000000	0.178500	0.615000	0.000000	0.000000	0.000000	0.000000	0.000000

5.0 Energy Detail

Historical Energy Use: N

5.1 Mitigation Measures Energy

	ROG	NOx	CO	SO2	Fugitive PM10	Exhaust PM10	PM10 Total	Fugitive PM2.5	Exhaust PM2.5	PM2.5 Total	Bio- CO2	NBio- CO2	Total CO2	CH4	N2O	CO2e
Category	tons/yr										MT/yr					
Electricity Mitigated						0.0000	0.0000		0.0000	0.0000	0.0000	899.6474	899.6474	0.0371	7.6800e-003	902.8659
Electricity Unmitigated						0.0000	0.0000		0.0000	0.0000	0.0000	899.6474	899.6474	0.0371	7.6800e-003	902.8659
NaturalGas Mitigated	0.0103	0.0934	0.0785	5.6000e-004		7.1000e-003	7.1000e-003		7.1000e-003	7.1000e-003	0.0000	101.6743	101.6743	1.9500e-003	1.8600e-003	102.2784
NaturalGas Unmitigated	0.0103	0.0934	0.0785	5.6000e-004		7.1000e-003	7.1000e-003		7.1000e-003	7.1000e-003	0.0000	101.6743	101.6743	1.9500e-003	1.8600e-003	102.2784

5.2 Energy by Land Use - NaturalGas

Unmitigated

	NaturalGas Use	ROG	NOx	CO	SO2	Fugitive PM10	Exhaust PM10	PM10 Total	Fugitive PM2.5	Exhaust PM2.5	PM2.5 Total	Bio- CO2	NBio- CO2	Total CO2	CH4	N2O	CO2e
Land Use	kBTU/yr	tons/yr										MT/yr					
Other Asphalt Surfaces	0	0.0000	0.0000	0.0000	0.0000		0.0000	0.0000		0.0000	0.0000	0.0000	0.0000	0.0000	0.0000	0.0000	0.0000
Parking Lot	0	0.0000	0.0000	0.0000	0.0000		0.0000	0.0000		0.0000	0.0000	0.0000	0.0000	0.0000	0.0000	0.0000	0.0000
Unrefrigerated Warehouse-No Rail	1.9053e+006	0.0103	0.0934	0.0785	5.6000e-004		7.1000e-003	7.1000e-003		7.1000e-003	7.1000e-003	0.0000	101.6743	101.6743	1.9500e-003	1.8600e-003	102.2784
Total		**0.0103**	**0.0934**	**0.0785**	**5.6000e-004**		**7.1000e-003**	**7.1000e-003**		**7.1000e-003**	**7.1000e-003**	**0.0000**	**101.6743**	**101.6743**	**1.9500e-003**	**1.8600e-003**	**102.2784**

Mitigated

	NaturalGas Use	ROG	NOx	CO	SO2	Fugitive PM10	Exhaust PM10	PM10 Total	Fugitive PM2.5	Exhaust PM2.5	PM2.5 Total	Bio- CO2	NBio- CO2	Total CO2	CH4	N2O	CO2e
Land Use	kBTU/yr	tons/yr										MT/yr					
Other Asphalt Surfaces	0	0.0000	0.0000	0.0000	0.0000		0.0000	0.0000		0.0000	0.0000	0.0000	0.0000	0.0000	0.0000	0.0000	0.0000
Parking Lot	0	0.0000	0.0000	0.0000	0.0000		0.0000	0.0000		0.0000	0.0000	0.0000	0.0000	0.0000	0.0000	0.0000	0.0000
Unrefrigerated Warehouse-No Rail	1.9053e+006	0.0103	0.0934	0.0785	5.6000e-004		7.1000e-003	7.1000e-003		7.1000e-003	7.1000e-003	0.0000	101.6743	101.6743	1.9500e-003	1.8600e-003	102.2784
Total		**0.0103**	**0.0934**	**0.0785**	**5.6000e-004**		**7.1000e-003**	**7.1000e-003**		**7.1000e-003**	**7.1000e-003**	**0.0000**	**101.6743**	**101.6743**	**1.9500e-003**	**1.8600e-003**	**102.2784**

5.3 Energy by Land Use - Electricity

Unmitigated

	Electricity Use	Total CO2	CH4	N2O	CO2e
Land Use	kWh/yr	MT/yr			
Other Asphalt Surfaces	0	0.0000	0.0000	0.0000	0.0000
Parking Lot	292040	93.0502	3.8400e-003	7.9000e-004	93.3831
Unrefrigerated Warehouse-No Rail	2.53152e+006	806.5972	0.0333	6.8900e-003	809.4828
Total		**899.6474**	**0.0371**	**7.6800e-003**	**902.8659**

Mitigated

	Electricity Use	Total CO2	CH4	N2O	CO2e
Land Use	kWh/yr	MT/yr			
Other Asphalt Surfaces	0	0.0000	0.0000	0.0000	0.0000
Parking Lot	292040	93.0502	3.8400e-003	7.9000e-004	93.3831
Unrefrigerated Warehouse-No Rail	2.53152e+006	806.5972	0.0333	6.8900e-003	809.4828
Total		**899.6474**	**0.0371**	**7.6800e-003**	**902.8659**

6.0 Area Detail

6.1 Mitigation Measures Area

	ROG	NOx	CO	SO2	Fugitive PM10	Exhaust PM10	PM10 Total	Fugitive PM2.5	Exhaust PM2.5	PM2.5 Total	Bio- CO2	NBio- CO2	Total CO2	CH4	N2O	CO2e
Category	tons/yr										MT/yr					
Mitigated	5.5778	5.1000e-004	0.0559	0.0000		2.0000e-004	2.0000e-004		2.0000e-004	2.0000e-004	0.0000	0.1085	0.1085	2.9000e-004	0.0000	0.1157
Unmitigated	5.5778	5.1000e-004	0.0559	0.0000		2.0000e-004	2.0000e-004		2.0000e-004	2.0000e-004	0.0000	0.1085	0.1085	2.9000e-004	0.0000	0.1157

6.2 Area by SubCategory

Unmitigated

	ROG	NOx	CO	SO2	Fugitive PM10	Exhaust PM10	PM10 Total	Fugitive PM2.5	Exhaust PM2.5	PM2.5 Total	Bio- CO2	NBio- CO2	Total CO2	CH4	N2O	CO2e
SubCategory	tons/yr										MT/yr					
Architectural Coating	0.6424					0.0000	0.0000		0.0000	0.0000	0.0000	0.0000	0.0000	0.0000	0.0000	0.0000
Consumer Products	4.9302					0.0000	0.0000		0.0000	0.0000	0.0000	0.0000	0.0000	0.0000	0.0000	0.0000
Landscaping	5.2000e-003	5.1000e-004	0.0559	0.0000		2.0000e-004	2.0000e-004		2.0000e-004	2.0000e-004	0.0000	0.1085	0.1085	2.9000e-004	0.0000	0.1157
Total	**5.5778**	**5.1000e-004**	**0.0559**	**0.0000**		**2.0000e-004**	**2.0000e-004**		**2.0000e-004**	**2.0000e-004**	**0.0000**	**0.1085**	**0.1085**	**2.9000e-004**	**0.0000**	**0.1157**

Mitigated

	ROG	NOx	CO	SO2	Fugitive PM10	Exhaust PM10	PM10 Total	Fugitive PM2.5	Exhaust PM2.5	PM2.5 Total	Bio- CO2	NBio- CO2	Total CO2	CH4	N2O	CO2e
SubCategory	tons/yr										MT/yr					
Architectural Coating	0.6424					0.0000	0.0000		0.0000	0.0000	0.0000	0.0000	0.0000	0.0000	0.0000	0.0000
Consumer Products	4.9302					0.0000	0.0000		0.0000	0.0000	0.0000	0.0000	0.0000	0.0000	0.0000	0.0000
Landscaping	5.2000e-003	5.1000e-004	0.0559	0.0000		2.0000e-004	2.0000e-004		2.0000e-004	2.0000e-004	0.0000	0.1085	0.1085	2.9000e-004	0.0000	0.1157
Total	**5.5778**	**5.1000e-004**	**0.0559**	**0.0000**		**2.0000e-004**	**2.0000e-004**		**2.0000e-004**	**2.0000e-004**	**0.0000**	**0.1085**	**0.1085**	**2.9000e-004**	**0.0000**	**0.1157**

7.0 Water Detail

7.1 Mitigation Measures Water

	Total CO2	CH4	N2O	CO2e
Category	MT/yr			
Mitigated	1,376.0393	10.0926	0.2480	1,702.2537
Unmitigated	1,376.0393	10.0926	0.2480	1,702.2537

7.2 Water by Land Use

Unmitigated

	Indoor/Outdoor Use	Total CO2	CH4	N2O	CO2e
Land Use	Mgal	MT/yr			
Other Asphalt Surfaces	0 / 0	0.0000	0.0000	0.0000	0.0000
Parking Lot	0 / 0	0.0000	0.0000	0.0000	0.0000
Unrefrigerated Warehouse-No Rail	308.113 / 0	1,376.0393	10.0926	0.2480	1,702.2537
Total		**1,376.0393**	**10.0926**	**0.2480**	**1,702.2537**

7.2 Water by Land Use

Mitigated

	Indoor/Outdoor Use	Total CO2	CH4	N2O	CO2e
Land Use	Mgal	MT/yr			
Other Asphalt Surfaces	0 / 0	0.0000	0.0000	0.0000	0.0000
Parking Lot	0 / 0	0.0000	0.0000	0.0000	0.0000
Unrefrigerated Warehouse-No Rail	308.113 / 0	1,376.0393	10.0926	0.2480	1,702.2537
Total		**1,376.0393**	**10.0926**	**0.2480**	**1,702.2537**

8.0 Waste Detail

8.1 Mitigation Measures Waste

Category/Year

	Total CO2	CH4	N2O	CO2e
	MT/yr			
Mitigated	254.2340	15.0248	0.0000	629.8540
Unmitigated	254.2340	15.0248	0.0000	629.8540

8.2 Waste by Land Use

Unmitigated

	Waste Disposed	Total CO2	CH4	N2O	CO2e
Land Use	tons	MT/yr			
Other Asphalt Surfaces	0	0.0000	0.0000	0.0000	0.0000
Parking Lot	0	0.0000	0.0000	0.0000	0.0000
Unrefrigerated Warehouse-No Rail	1252.44	254.2340	15.0248	0.0000	629.8540
Total		**254.2340**	**15.0248**	**0.0000**	**629.8540**

8.2 Waste by Land Use

Mitigated

	Waste Disposed	Total CO2	CH4	N2O	CO2e
Land Use	tons	MT/yr			
Other Asphalt Surfaces	0	0.0000	0.0000	0.0000	0.0000
Parking Lot	0	0.0000	0.0000	0.0000	0.0000
Unrefrigerated Warehouse-No Rail	1252.44	254.2340	15.0248	0.0000	629.8540
Total		**254.2340**	**15.0248**	**0.0000**	**629.8540**

9.0 Operational Offroad

Equipment Type	Number	Hours/Day	Days/Year	Horse Power	Load Factor	Fuel Type
Tractors/Loaders/Backhoes	5	4.00	365	200	0.37	CNG

UnMitigated/Mitigated

	ROG	NOx	CO	SO2	Fugitive PM10	Exhaust PM10	PM10 Total	Fugitive PM2.5	Exhaust PM2.5	PM2.5 Total	Bio- CO2	NBio- CO2	Total CO2	CH4	N2O	CO2e
Equipment Type	tons/yr										MT/yr					
Tractors/Loaders/ Backhoes	0.1113	1.1567	0.6922	2.8900e-003		0.0399	0.0399		0.0367	0.0367	0.0000	253.9608	253.9608	0.0821	0.0000	256.0142
Total	**0.1113**	**1.1567**	**0.6922**	**2.8900e-003**		**0.0399**	**0.0399**		**0.0367**	**0.0367**	**0.0000**	**253.9608**	**253.9608**	**0.0821**	**0.0000**	**256.0142**

10.0 Stationary Equipment

Fire Pumps and Emergency Generators

Equipment Type	Number	Hours/Day	Hours/Year	Horse Power	Load Factor	Fuel Type

Boilers

Equipment Type	Number	Heat Input/Day	Heat Input/Year	Boiler Rating	Fuel Type

User Defined Equipment

Equipment Type	Number

11.0 Vegetation

This page intentionally left blank

APPENDIX 4.4:

EMFAC2017

EMFAC2017 (v1.0.2) Emissions Inventory
Region Type: County
Region: RIVERSIDE
Calendar Year: 2022
Season: Annual
Vehicle Classification: EMFAC2007 Categories
Units: miles/day for VMT, trips/day for Trips, tons/day for Emissions, 1000 gallons/day for Fuel Consumption. Note 'day' in the unit is operation day.

Region	CalYr	VehClass	MdlYr	Speed	Fuel	Population	VMT	Fuel_Consumption	Fuel_Consumption	Total Fuel	VMT	Total VMT	Miles per Gallon	Vehicle Class
RIVERSIDE	2022	HHDT	Aggregated	Aggregated	GAS	7.255051716	664.5948944	0.153526957	153.5269575	551883.0316	664.5948944	3918090.953	7.10	HHDT
RIVERSIDE	2022	HHDT	Aggregated	Aggregated	DSL	27819.82011	3904544.33	546.282737	546282.737		3904544.33			
RIVERSIDE	2022	HHDT	Aggregated	Aggregated	NG	316.9853667	12882.0286	5.446767633	5446.767633		12882.0286			
RIVERSIDE	2022	LDA	Aggregated	Aggregated	GAS	772785.866	30295680.28	950.2947165	950294.7165	956074.6572	30295680.28	31104496.06	32.53	LDA
RIVERSIDE	2022	LDA	Aggregated	Aggregated	DSL	7300.590587	301308.548	5.779940701	5779.940701		301308.548			
RIVERSIDE	2022	LDA	Aggregated	Aggregated	ELEC	12758.74743	507507.2353	0	0		507507.2353			
RIVERSIDE	2022	LDT1	Aggregated	Aggregated	GAS	82772.07046	3076687.964	113.8535898	113853.5898	113886.9867	3076687.964	3097672.244	27.20	LDT1
RIVERSIDE	2022	LDT1	Aggregated	Aggregated	DSL	39.17987902	864.4773595	0.033396863	33.39686287		864.4773595			
RIVERSIDE	2022	LDT1	Aggregated	Aggregated	ELEC	485.0753078	20119.80263	0	0		20119.80263			
RIVERSIDE	2022	LDT2	Aggregated	Aggregated	GAS	252998.013	9768781.977	384.1060904	384106.0904	385765.5036	9768781.977	9906416.269	25.68	LDT2
RIVERSIDE	2022	LDT2	Aggregated	Aggregated	DSL	1463.534782	64682.45233	1.659413246	1659.413246		64682.45233			
RIVERSIDE	2022	LDT2	Aggregated	Aggregated	ELEC	2319.019739	72951.84037	0	0		72951.84037			
RIVERSIDE	2022	LHDT1	Aggregated	Aggregated	GAS	20620.88251	680334.7046	63.19981722	63199.81722	96090.00978	680334.7046	1371393.63	14.27	LHDT1
RIVERSIDE	2022	LHDT1	Aggregated	Aggregated	DSL	20161.77202	691058.9252	32.89019256	32890.19256		691058.9252			
RIVERSIDE	2022	LHDT2	Aggregated	Aggregated	GAS	3286.375404	107419.4478	11.44267416	11442.67416	25303.82051	107419.4478	374281.6414	14.79	LHDT2
RIVERSIDE	2022	LHDT2	Aggregated	Aggregated	DSL	7795.76126	266862.1937	13.86114635	13861.14635		266862.1937			
RIVERSIDE	2022	MCY	Aggregated	Aggregated	GAS	36240.6615	267199.3063	6.981836229	6981.836229	6981.836229	267199.3063	267199.3063	38.27	MCY
RIVERSIDE	2022	MDV	Aggregated	Aggregated	GAS	208995.205	7586687.895	373.0302077	373030.2077	379343.7253	7586687.895	7808952.293	20.59	MDV
RIVERSIDE	2022	MDV	Aggregated	Aggregated	DSL	4324.736187	181512.7606	6.313517611	6313.517611		181512.7606			
RIVERSIDE	2022	MDV	Aggregated	Aggregated	ELEC	1262.694008	40751.63814	0	0		40751.63814			
RIVERSIDE	2022	MH	Aggregated	Aggregated	GAS	6006.899407	48243.06745	9.356650581	9356.650581	11275.46068	48243.06745	69133.58244	6.13	MH
RIVERSIDE	2022	MH	Aggregated	Aggregated	DSL	2591.605795	20890.51499	1.918810096	1918.810096		20890.51499			
RIVERSIDE	2022	MHDT	Aggregated	Aggregated	GAS	2027.159212	107896.4899	20.67464454	20674.64454	108170.6844	107896.4899	1082516.825	10.01	MHDT
RIVERSIDE	2022	MHDT	Aggregated	Aggregated	DSL	15610.0447	974620.3351	87.4960399	87496.0399		974620.3351			
RIVERSIDE	2022	OBUS	Aggregated	Aggregated	GAS	588.3426118	26677.78704	5.181782563	5181.782563	8000.723523	26677.78704	52401.56366	6.55	OBUS
RIVERSIDE	2022	OBUS	Aggregated	Aggregated	DSL	351.6438765	25723.77662	2.818940959	2818.940959		25723.77662			
RIVERSIDE	2022	SBUS	Aggregated	Aggregated	GAS	490.8817654	19662.47585	2.188356834	2188.356834	6997.25334	19662.47585	56211.13603	8.03	SBUS
RIVERSIDE	2022	SBUS	Aggregated	Aggregated	DSL	1154.012525	36548.66018	4.808896505	4808.896505		36548.66018			
RIVERSIDE	2022	UBUS	Aggregated	Aggregated	GAS	164.4551683	23154.43353	3.756059553	3756.059553	13187.75228	23154.43353	65715.39058	4.98	UBUS
RIVERSIDE	2022	UBUS	Aggregated	Aggregated	DSL	1.105797941	58.57190354	0.006566346	6.56634569		58.57190354			
RIVERSIDE	2022	UBUS	Aggregated	Aggregated	ELEC	5.058469431	271.5303965	0	0		271.5303965			
RIVERSIDE	2022	UBUS	Aggregated	Aggregated	NG	308.4780966	42230.85475	9.425126379	9425.126379		42230.85475			

This page intentionally left blank